

US00D945059S

(12) **United States Design Patent**  
**Reimann**

(10) **Patent No.:** **US D945,059 S**  
(45) **Date of Patent:** **\*\* Mar. 1, 2022**

- (54) **PIPE**
- (71) Applicant: **William J. Reimann**, Boise, ID (US)
- (72) Inventor: **William J. Reimann**, Boise, ID (US)
- (\*\*) Term: **15 Years**
- (21) Appl. No.: **29/750,913**
- (22) Filed: **Sep. 17, 2020**
- (51) **LOC (13) Cl.** ..... **27-02**
- (52) **U.S. Cl.**  
USPC ..... **D27/162**
- (58) **Field of Classification Search**  
USPC ..... D27/162, 100, 163–165, 167, 172, 174,  
D27/175, 182, 183, 186, 188, 194  
CPC .... A24F 47/002; A24F 47/004; A24F 47/006;  
A24F 47/008; A24F 47/00; A24F 9/00;  
A24F 1/04; A24F 1/06; A24F 1/10; A24F  
1/28; A24F 1/18; A24F 1/22; A24F 1/00;  
A24F 5/00; A61M 15/00; A61M 15/06  
See application file for complete search history.

(56) **References Cited**

**U.S. PATENT DOCUMENTS**

D436,686 S *	1/2001	Fujisawa	.....	D27/163
D582,094 S *	12/2008	Lee	.....	D27/163
D650,520 S *	12/2011	Timmermans	.....	D27/163
D684,313 S *	6/2013	Wu	.....	D27/164
D754,918 S *	4/2016	Jergenson	.....	D27/163
D790,765 S *	6/2017	Beer	.....	D27/101
D825,101 S *	8/2018	Hoch	.....	D27/162
D838,409 S *	1/2019	Reimann	.....	D27/162
D847,418 S *	4/2019	Reimann	.....	D27/164
D864,478 S *	10/2019	Reimann	.....	D27/168

D909,671 S *	2/2021	Hoch	.....	D27/162
D926,364 S *	7/2021	Folmann	.....	D27/163
2017/0099874 A1 *	4/2017	Reimann	.....	A24F 5/10
2018/0042297 A1 *	2/2018	Reimann	.....	A24F 5/04

**OTHER PUBLICATIONS**

Reusable Straw Set, By: SKDK found on Amazon Sep. 28, 2021  
<https://www.amazon.com/Reusable-Straw-Pack-Delivery-within/dp/B093YVLLVX/ref=dp> May 19, 2020.\*

\* cited by examiner

*Primary Examiner* — Rebecca Tsehaye  
(74) *Attorney, Agent, or Firm* — Parsons Behle & Latimer

(57) **CLAIM**

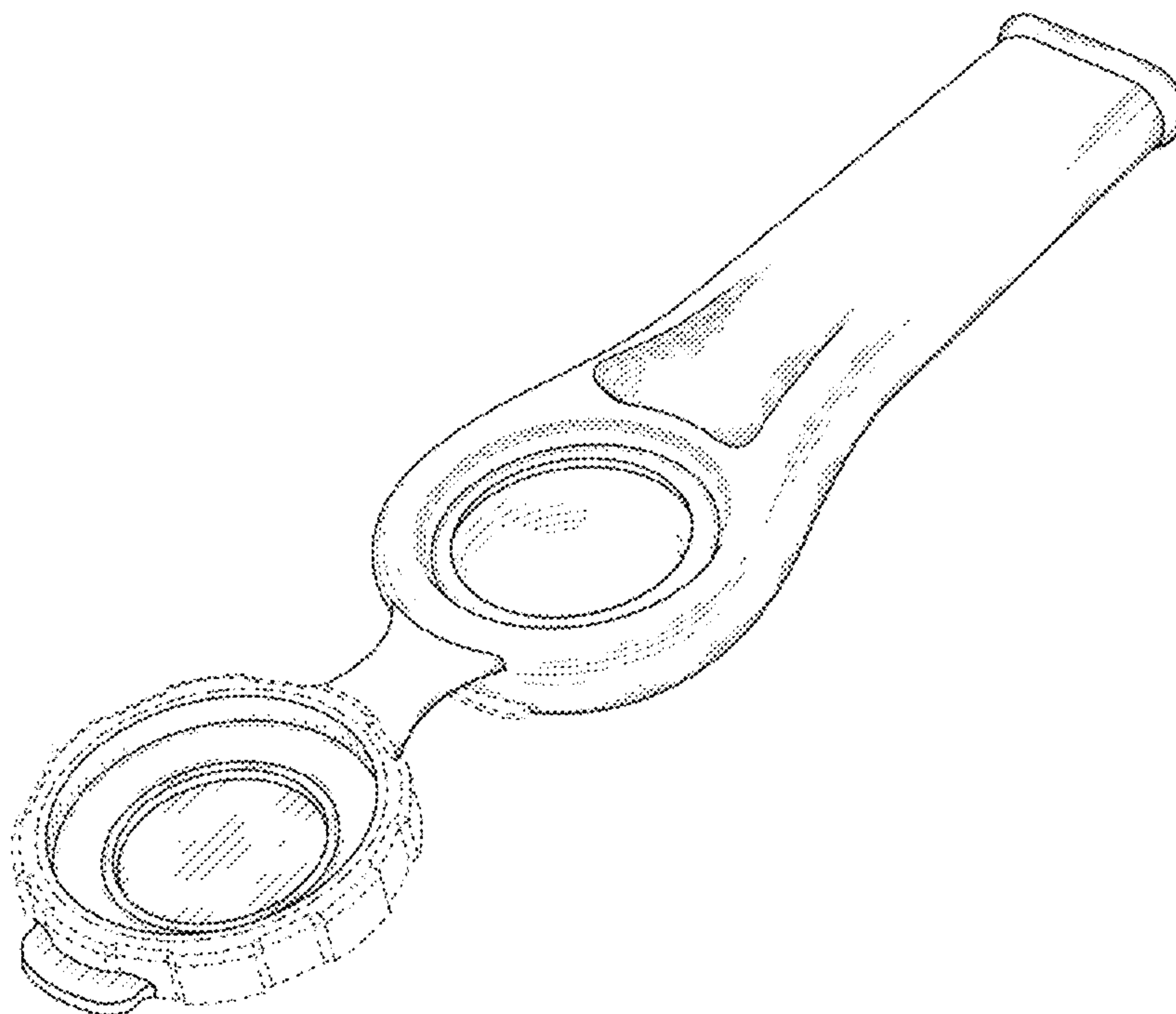
The ornamental design for a pipe, as shown and described.

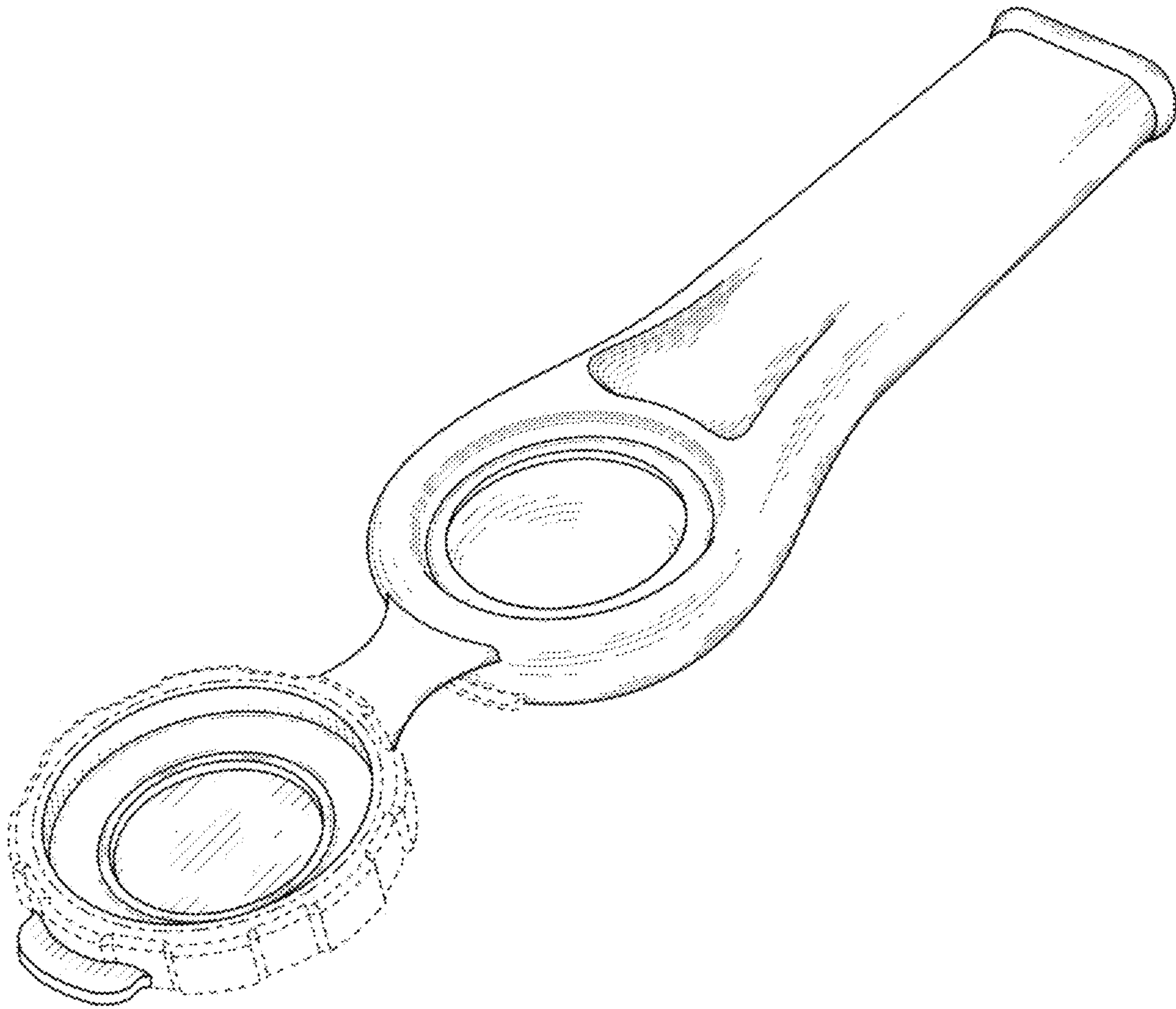
**DESCRIPTION**

FIG. 1 is a perspective view showing the front, top, back, and left sides of a pipe with its attached cap open and embodying the new design;  
 FIG. 2 is a top view thereof;  
 FIG. 3 is a bottom view thereof;  
 FIG. 4 is a left side elevation view thereof;  
 FIG. 5 is a right side elevation view thereof;  
 FIG. 6 is a rear view thereof; and,  
 FIG. 7 is a front view thereof.

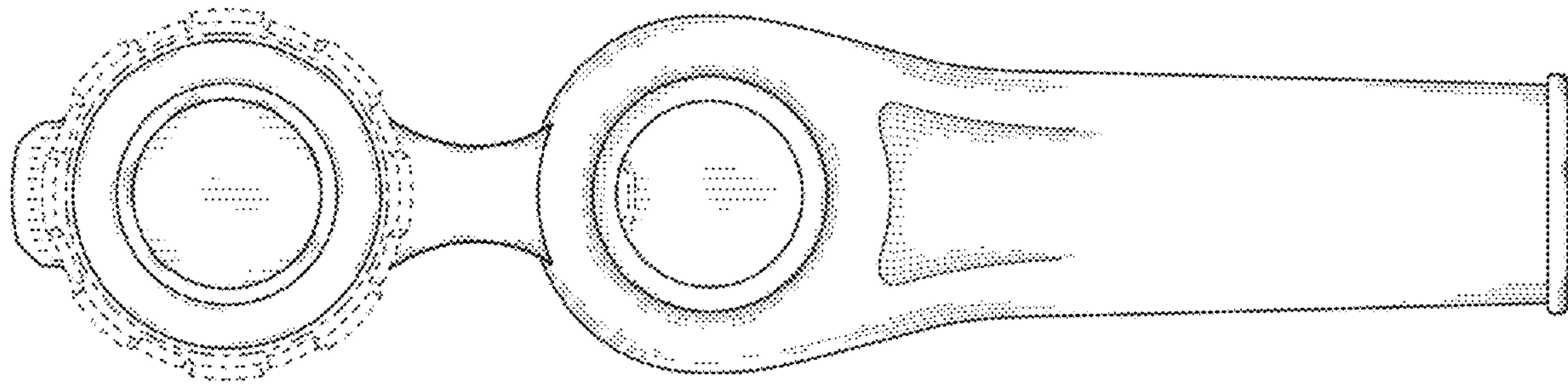
The evenly spaced dashed broken lines shown in the figures illustrate portions of the pipe that form no part of the claim. The dot-dash-dot-dash broken lines represent the boundaries of the claim form no part thereof.

**1 Claim, 4 Drawing Sheets**

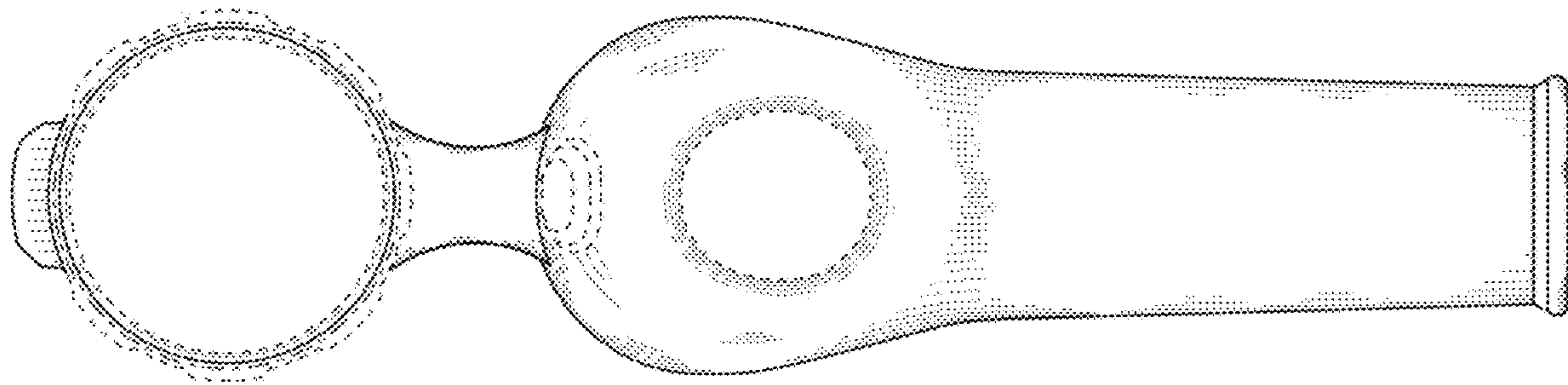





**FIG. 1**



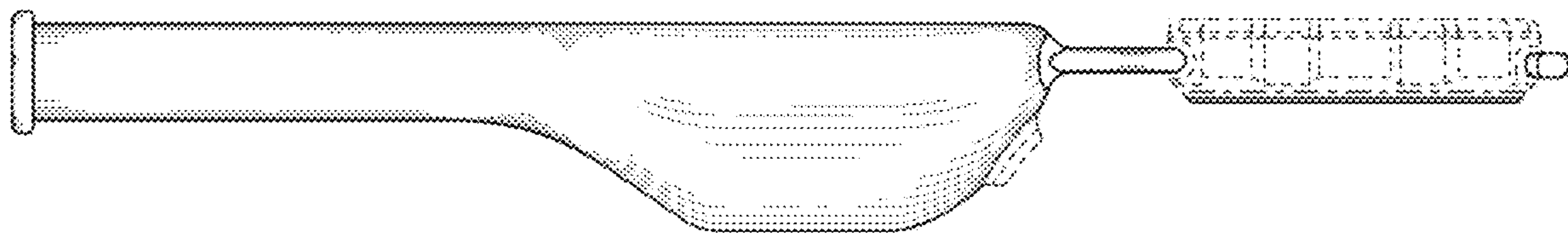
**FIG. 2**




**FIG. 3**



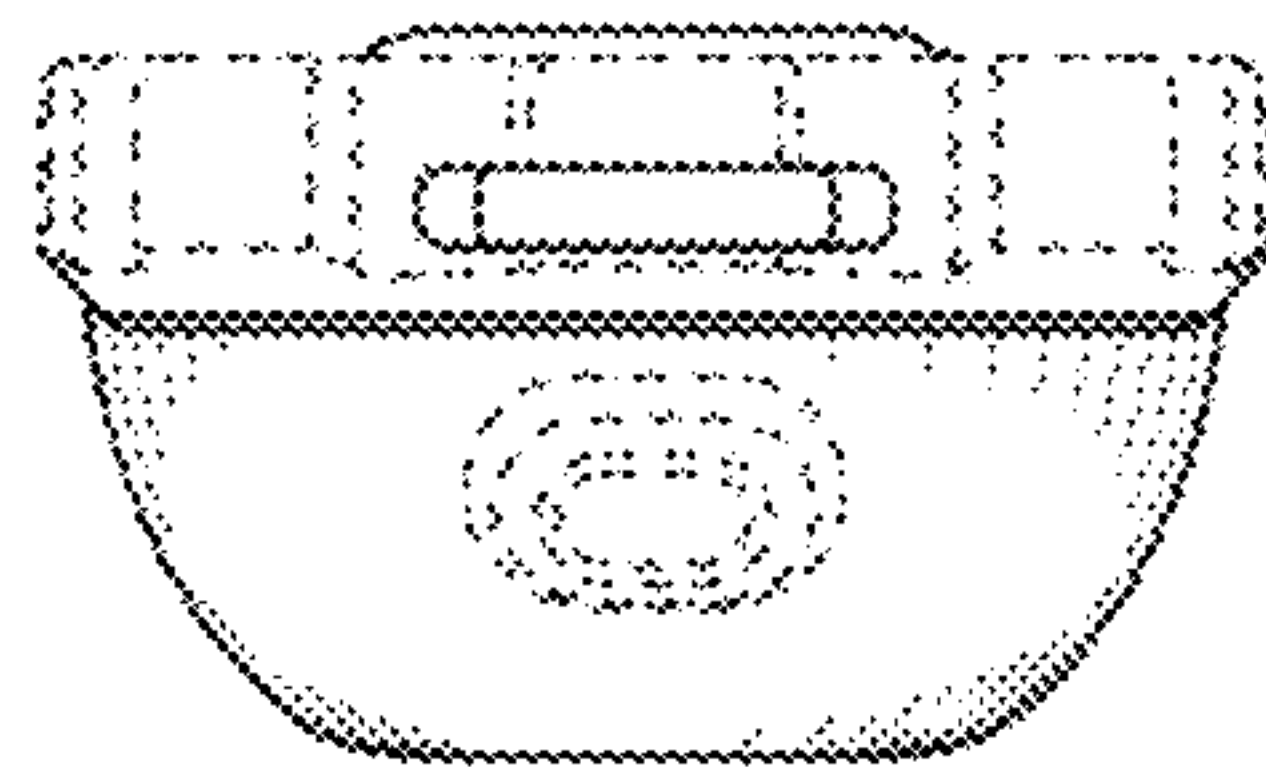
**FIG. 4**



**FIG. 5**



**FIG. 6**



**FIG. 7**