



US00D945058S

(12) **United States Design Patent** (10) **Patent No.:** **US D945,058 S**
Rosen et al. (45) **Date of Patent:** **** Mar. 1, 2022**

(54) **PORTABLE ELECTRONIC VAPORIZER**
(71) Applicant: **Dr. Dabber Inc.**, Las Vegas, NV (US)
(72) Inventors: **Jamie Michael Rosen**, Las Vegas, NV (US); **Pantelis Costas Ataliotis**, Las Vegas, NV (US)
(73) Assignee: **Dr. Dabber Inc.**, Las Vegas, NV (US)

D806,942 S * 1/2018 Qiu D27/101
D809,190 S * 1/2018 Schuler D27/101
D871,662 S * 12/2019 Volodarsky D27/101
D882,165 S * 4/2020 Ouyang D27/162
D894,478 S * 8/2020 Fornarelli D27/162
D907,287 S * 1/2021 Wang D27/162
D921,969 S * 6/2021 Simrell D27/162
2013/0152922 A1 * 6/2013 Benassayag A24F 40/60
128/202.21

(**) Term: **15 Years**
(21) Appl. No.: **29/747,228**

(22) Filed: **Aug. 20, 2020**
(51) **LOC (13) Cl.** **27-02**
(52) **U.S. Cl.**
USPC **D27/162**
(58) **Field of Classification Search**
USPC D27/162, 100, 101, 163–165, 167, 172,
D27/183, 185–194; D24/110, 110.5
CPC A24F 47/002; A24F 47/004; A24F 47/006;
A24F 47/008; A24F 9/00; A61M 15/06
See application file for complete search history.

(56) **References Cited**

U.S. PATENT DOCUMENTS

D693,053 S * 11/2013 Chen D27/101
D695,450 S * 12/2013 Benassayag D27/163
D720,094 S * 12/2014 Alima D27/101
D720,095 S * 12/2014 Alima D27/163
D720,496 S * 12/2014 Alima D27/101
D720,881 S * 1/2015 Liu D27/101
D722,956 S * 2/2015 Alima D13/108
D723,216 S * 2/2015 Chen D27/101
D725,310 S * 3/2015 Eksouzian D27/163
D751,249 S * 3/2016 Chen D27/101
D758,654 S * 6/2016 Liu D27/163
D779,722 S * 2/2017 Volodarsky D27/162
D805,246 S * 12/2017 Fakhouri D27/101
D805,684 S * 12/2017 Thuery D27/101

OTHER PUBLICATIONS

Vaporizer By GotVape found on line Jul. 17, 2021 <https://www.gotvape.com/evolve-maxxx-3-in-1-kit-by-wulf-mods.html> Jun. 4, 2021.*

* cited by examiner

Primary Examiner — Marissa J Cash
Assistant Examiner — Rebecca Tsehaye
(74) *Attorney, Agent, or Firm* — Howard & Howard
Attorneys PLLC

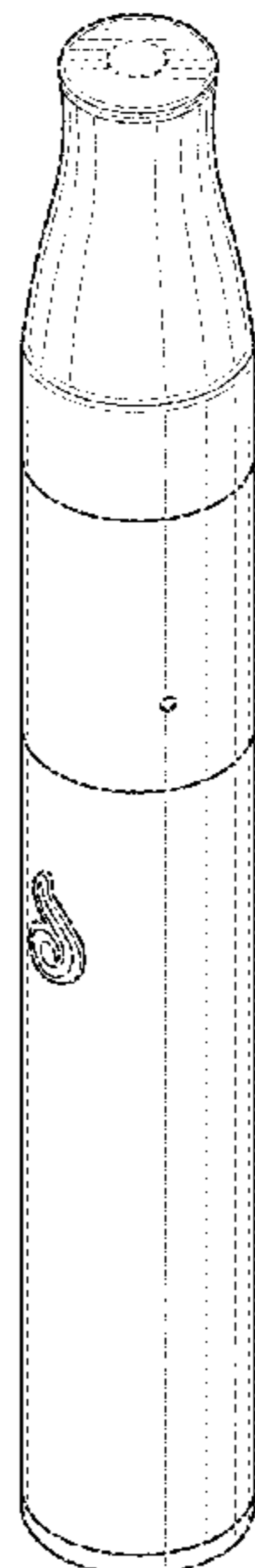
(57) **CLAIM**

We claim the ornamental design for a portable electronic vaporizer, as shown and described.

DESCRIPTION

FIG. 1 is a top left perspective view of a portable electronic vaporizer showing our new design;
FIG. 2 is a left-side view thereof;
FIG. 3 is a right-side view thereof;
FIG. 4 is a front view thereof;
FIG. 5 is a rear view thereof;
FIG. 6 is a view thereof; and,
FIG. 7 is a bottom view thereof.
The broken lines in the drawings depict portions of the portable electronic vaporizer that form no part of the claimed design.

1 Claim, 3 Drawing Sheets



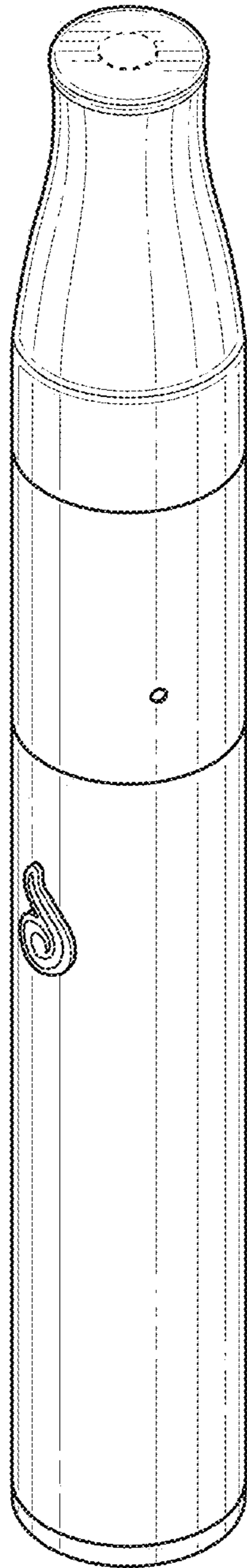


FIG. 1

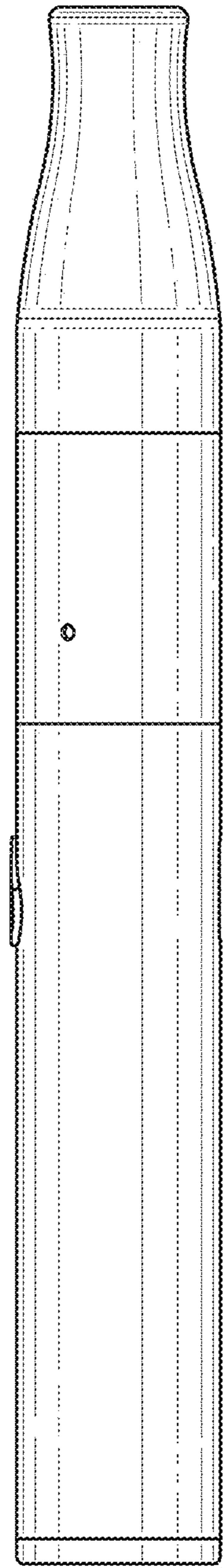


FIG. 2




FIG. 3

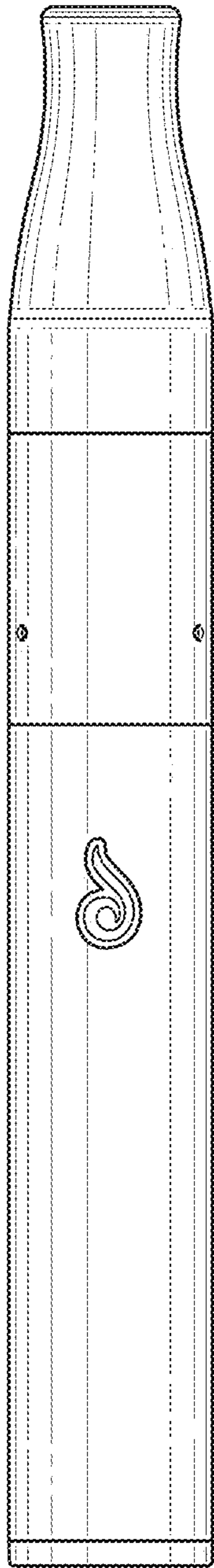


FIG. 4

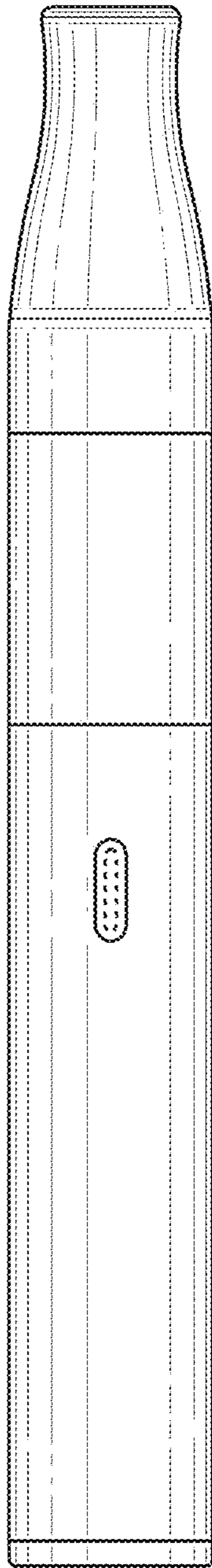


FIG. 5

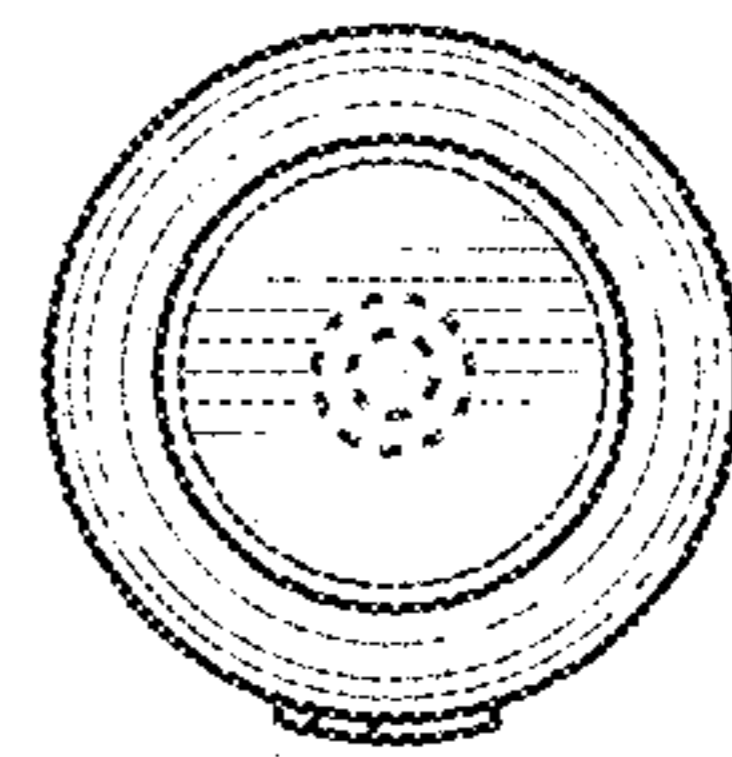


FIG. 6

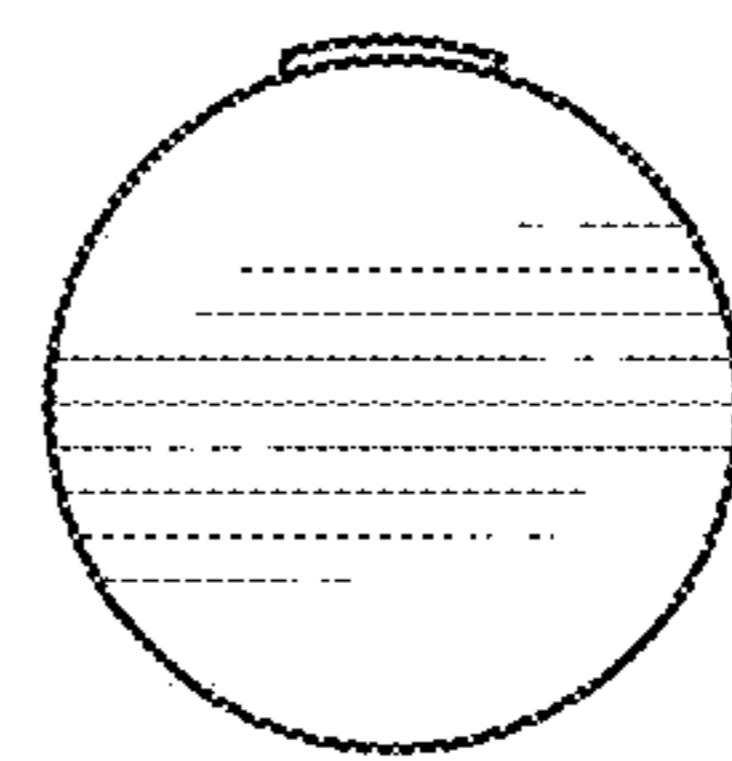


FIG. 7