



US00D945027S

(12) **United States Design Patent** (10) **Patent No.:** **US D945,027 S**
Mueller et al. (45) **Date of Patent:** **** Mar. 1, 2022**

(54) **TEXTURED FIBER CEMENT CLADDING PANEL**

(71) Applicant: **James Hardie Technology Limited**,
Dublin (IE)

(72) Inventors: **Thomas Patrick Mueller**, Yucaipa, CA
(US); **Jose Bernal**, Fontana, CA (US)

(73) Assignee: **James Hardie Technology Limited**,
Dublin (IE)

(**) Term: **15 Years**

(21) Appl. No.: **29/748,688**

(22) Filed: **Aug. 31, 2020**

(51) **LOC (13) Cl.** **25-01**

(52) **U.S. Cl.**
USPC **D25/163**

(58) **Field of Classification Search**
USPC D25/151, 163, 157, 158, 138
CPC . E04C 2/32; E04C 2/322; E04C 2/324; E04C
2/326; E04C 2/04; E04C 2/288; E04C
2/2885; E04C 2002/008; E04F 13/185;
E04F 13/087; E04F 13/144; E04F 13/147;
E04F 13/148; E04F 13/105; E04F 13/14;
B44C 5/0461; B44C 5/04
See application file for complete search history.

(56) **References Cited**

U.S. PATENT DOCUMENTS

2,670,307	A *	2/1954	Moore	B44C 5/04 428/489
3,608,261	A *	9/1971	French et al.	E04F 13/147 52/316
3,687,800	A *	8/1972	Scheppers	E04C 2/041 428/143
5,136,823	A *	8/1992	Pellegrino	E04D 1/2916 52/539
5,178,941	A *	1/1993	Wu	E04C 2/049 428/309.9

D578,669	S *	10/2008	Kaump	D25/163
D679,424	S *	4/2013	Rhee	D25/151
D704,863	S *	5/2014	Yaw	D25/163
D729,417	S *	5/2015	Martin	D25/163
D729,952	S *	5/2015	Narbonne	D25/151
D739,962	S *	9/2015	Zuo	D25/163
9,469,990	B2 *	10/2016	Dirkson	E04C 2/04
9,677,283	B2 *	6/2017	Attebery, II	E04F 13/24
9,744,644	B2 *	8/2017	Spires	B05D 3/12
9,950,559	B2 *	4/2018	Xiong	C09D 7/61
10,011,988	B2 *	7/2018	Foderberg	E04C 2/288

(Continued)

Primary Examiner — Doris Clark

(74) Attorney, Agent, or Firm — Knobbe, Martens, Olson
& Bear, LLP


(57) **CLAIM**

The ornamental design for a textured fiber cement cladding panel, as shown and described.

DESCRIPTION

FIG. 1 is a front perspective view of a textured fiber cement cladding panel embodying our new design;
 FIG. 2 is a front view of the textured fiber cement cladding panel of FIG. 1;
 FIG. 3 is a left side view of the textured fiber cement cladding panel of FIG. 1, the right side being a mirror image thereof;
 FIG. 4 is a top view of the textured fiber cement cladding panel of FIG. 1, the bottom being a mirror image thereof; and,
 FIG. 5 is an enlarged front view of the claimed portion of the textured fiber cement cladding panel of FIG. 1.
 The back surface of the textured fiber cement cladding panel is not shown because it is flat and free of ornamentation and forms no part of the claimed design. The portions of the textured fiber cement cladding panel outlined in dash-dash broken lines in FIGS. 1-4 form no part of the claimed design in those figures.

1 Claim, 4 Drawing Sheets



(56)

References Cited

U.S. PATENT DOCUMENTS

10,132,086 B2 * 11/2018 Wood E04F 13/08
10,626,599 B2 * 4/2020 Negev E04F 13/144

* cited by examiner




Figure 1




Figure 2

Figure 3



Figure 4



Figure 5