

US00D945006S

(12) **United States Design Patent**
Cai

(10) **Patent No.:** **US D945,006 S**
(45) **Date of Patent:** **** Mar. 1, 2022**

(54) **VIBRATOR**

(71) Applicant: **Xuefei Cai**, Xiaogan (CN)

(72) Inventor: **Xuefei Cai**, Xiaogan (CN)

(**) Term: **15 Years**

(21) Appl. No.: **29/751,487**

(22) Filed: **Sep. 22, 2020**

(51) **LOC (13) Cl.** **28-03**

(52) **U.S. Cl.**
USPC **D24/215**

(58) **Field of Classification Search**
USPC D24/215, 200, 211, 212, 213, 214, 141,
D24/133
CPC A61H 19/00; A61H 19/30; A61H 19/32;
A61H 19/34; A61H 19/40; A61H 19/44;
A61H 19/50; A61H 21/00; A61H 23/00;
A61H 2205/087

See application file for complete search history.

(56) **References Cited**

U.S. PATENT DOCUMENTS

D605,779 S *	12/2009	Murison	D24/215
D681,224 S *	4/2013	Chen	D24/215
D685,492 S *	7/2013	Chen	D24/215
D700,347 S *	2/2014	Sedic	D24/215
D739,951 S *	9/2015	Tai	D24/215
D879,990 S *	3/2020	Qiu	D24/215
D879,991 S *	3/2020	Li	D24/215
D879,992 S *	3/2020	Li	D24/215
D882,109 S *	4/2020	Qiu	D24/215
D882,811 S *	4/2020	Lee	D24/215
D884,914 S *	5/2020	Gao	D24/215
D920,530 S *	5/2021	Sedic	D24/215
2014/0088350 A1 *	3/2014	Nan	A61H 1/005 600/38

2014/0228629 A1 *	8/2014	Baetica	A61H 23/00 600/38
2017/0027809 A1 *	2/2017	Lenke	A61H 19/40
2020/0281808 A1 *	9/2020	Kirsten	A61H 23/04

OTHER PUBLICATIONS

U Urge Silicone Strapless Strap On with Remote. Date: Aug. 23, 2018. [online], [Site visited Nov. 5, 2021]. Available from Internet URL: <https://www.amazon.com/dp/B07GSG6LHH/> (Year: 2018).*
Vibrator. Date: not listed. [online]. [Site visited Nov. 15, 2021/2021]. Available from Internet URL: <https://detail.1688.com/offer/641106470803.html?spm=a2615.7691456.autotrace-offerGeneral.31.4c7a5f30k1C8pW> (Year: NA).*
Vibrators. (Design—© Questel) orbit.com. [Online PDF compilation of references selected by examiner] 42 pgs. Print Dates Range Jan. 18, 2017-Jun. 29, 2021 [Retrieved Nov. 9, 2021] <https://www.orbit.com/export/UCZAH96B/pdf4/c64a2d58-9623-4dcc-afb0-900c4a0508fe-173507.pdf> (Year: 2021).*

* cited by examiner

Primary Examiner — Susan Bennett Hattan
Assistant Examiner — Landon Thomas Cassell

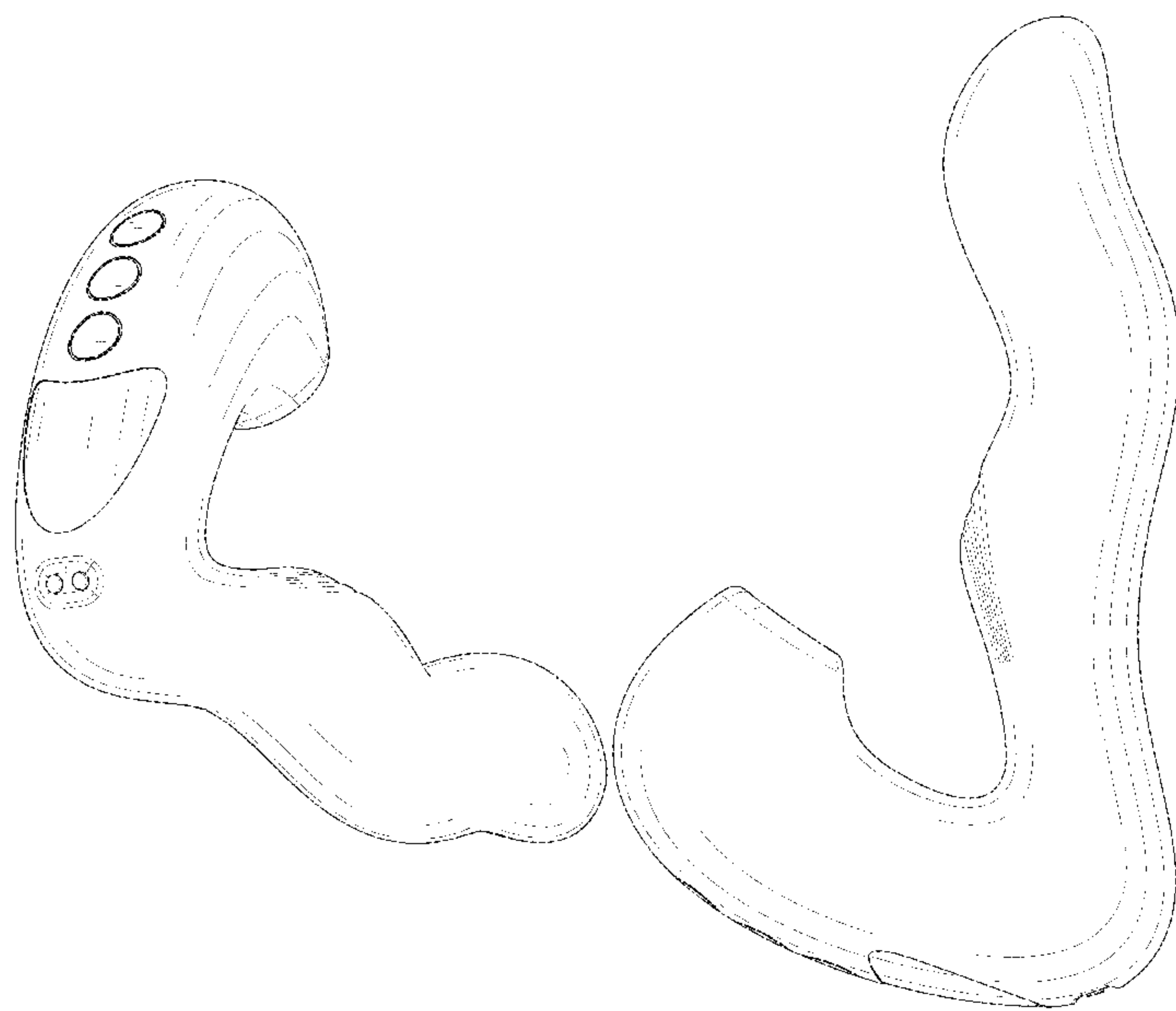
(57) **CLAIM**

The ornamental design for a vibrator, as shown and described.

DESCRIPTION

FIG. 1 is a front perspective view of a vibrator showing my new design;
FIG. 2 is a rear perspective view thereof;
FIG. 3 is a front view thereof;
FIG. 4 is a rear view thereof;
FIG. 5 is a left side view thereof;
FIG. 6 is a right side view thereof;
FIG. 7 is a top view thereof; and,
FIG. 8 is a bottom view thereof.
All broken line portions of the figure drawings is included to show portions of the article that form no part of the claimed design.

1 Claim, 8 Drawing Sheets



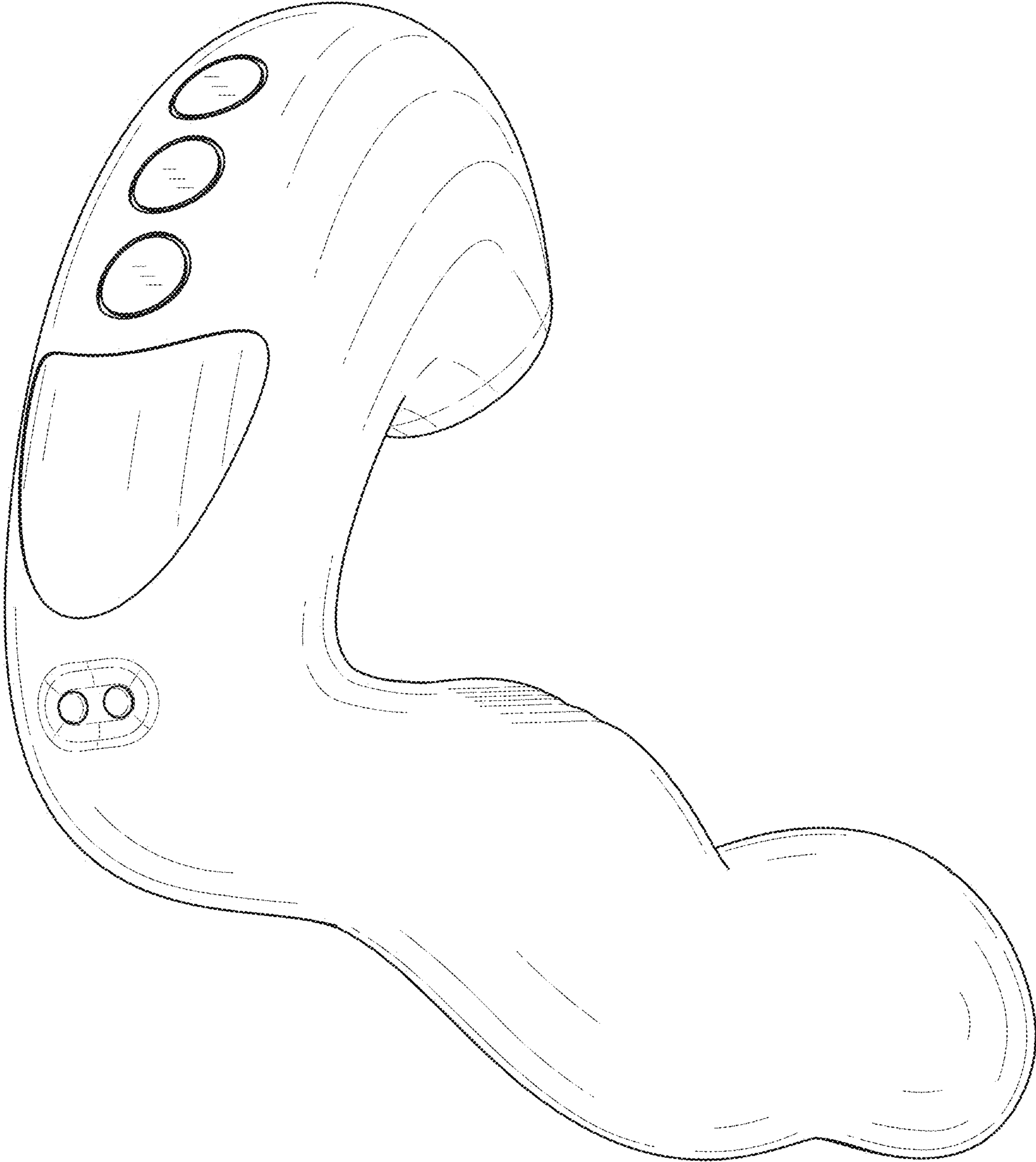


Fig. 1

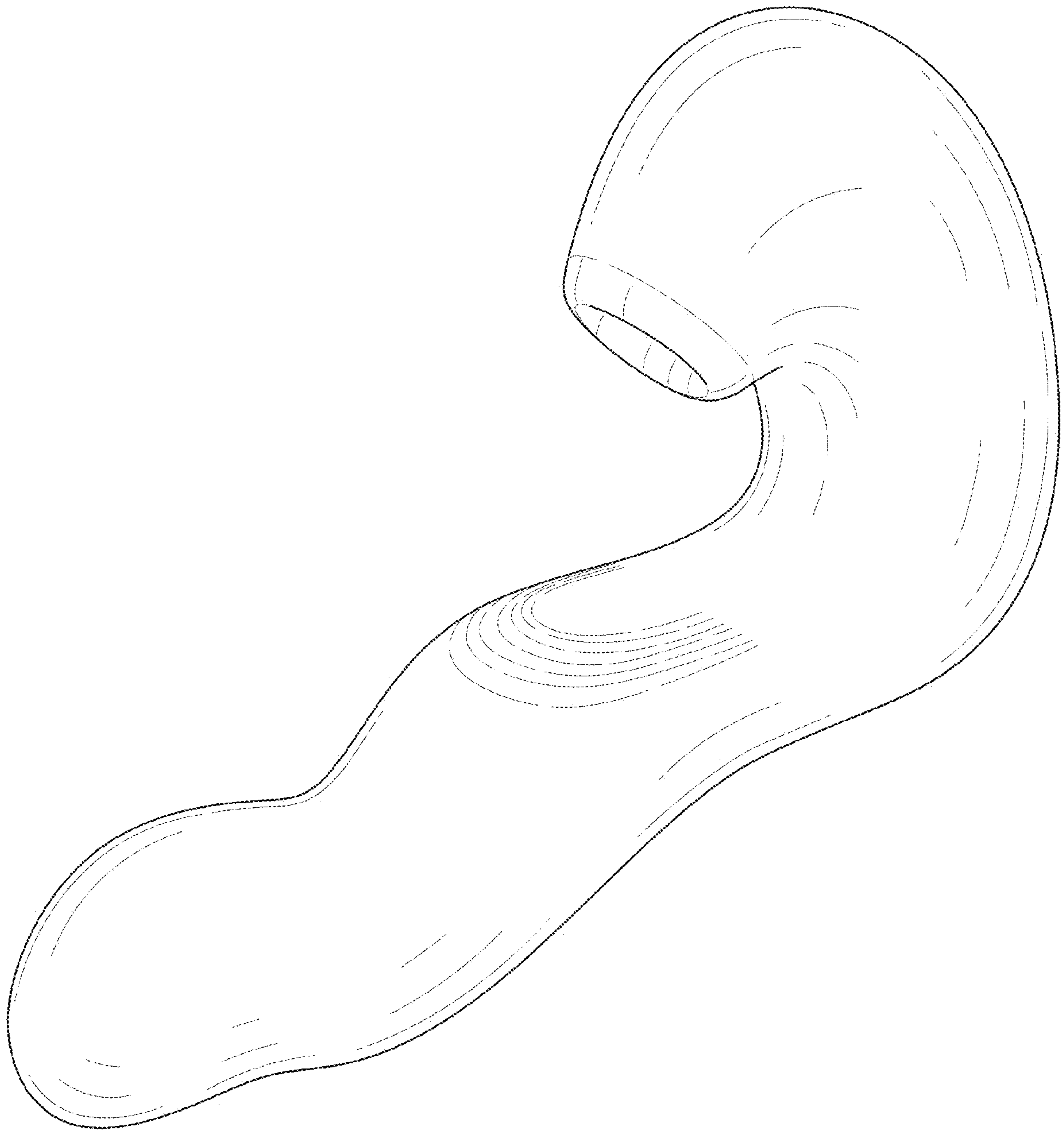


Fig. 2

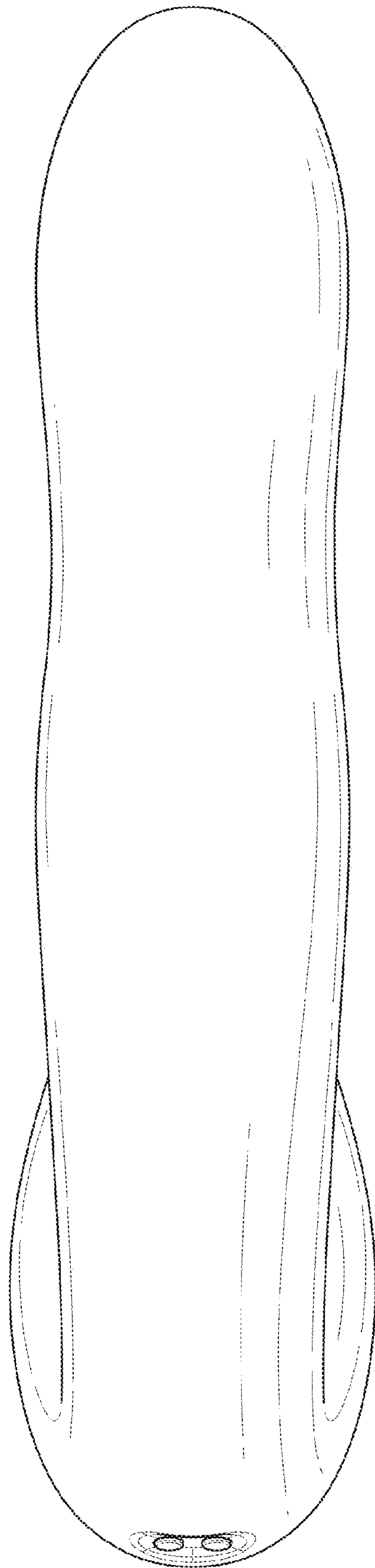


Fig. 3

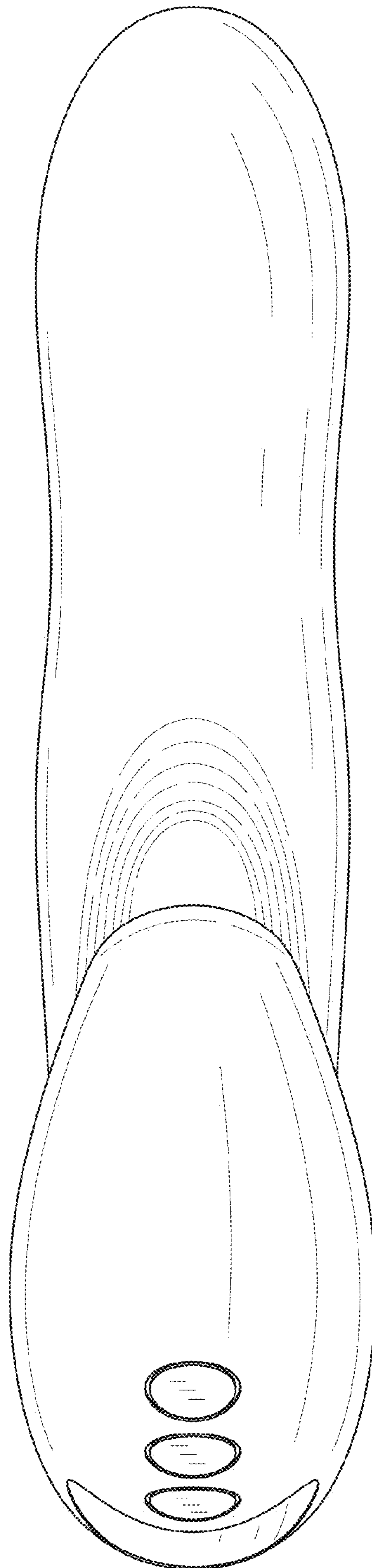


Fig. 4

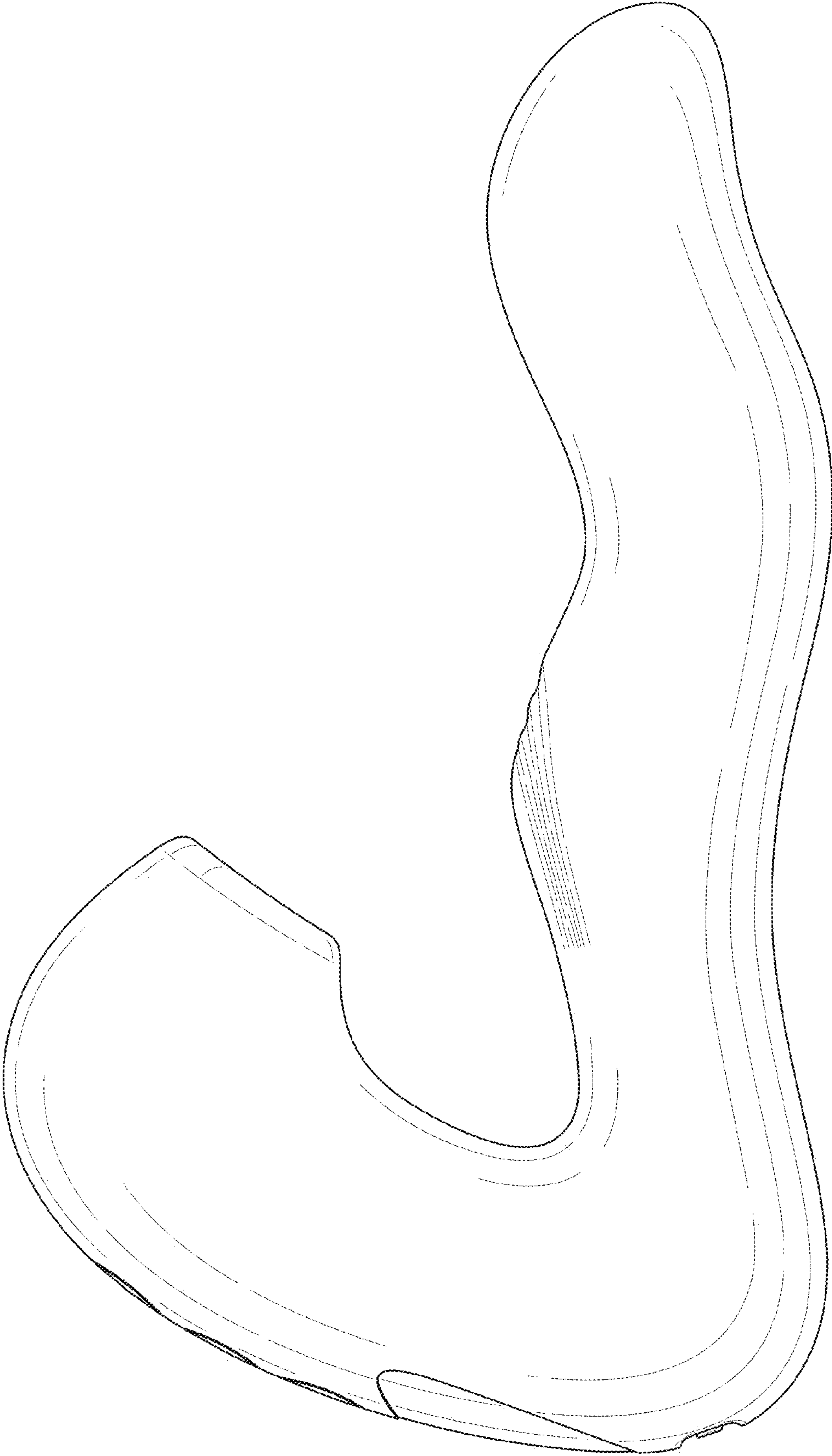


Fig. 5



Fig. 6

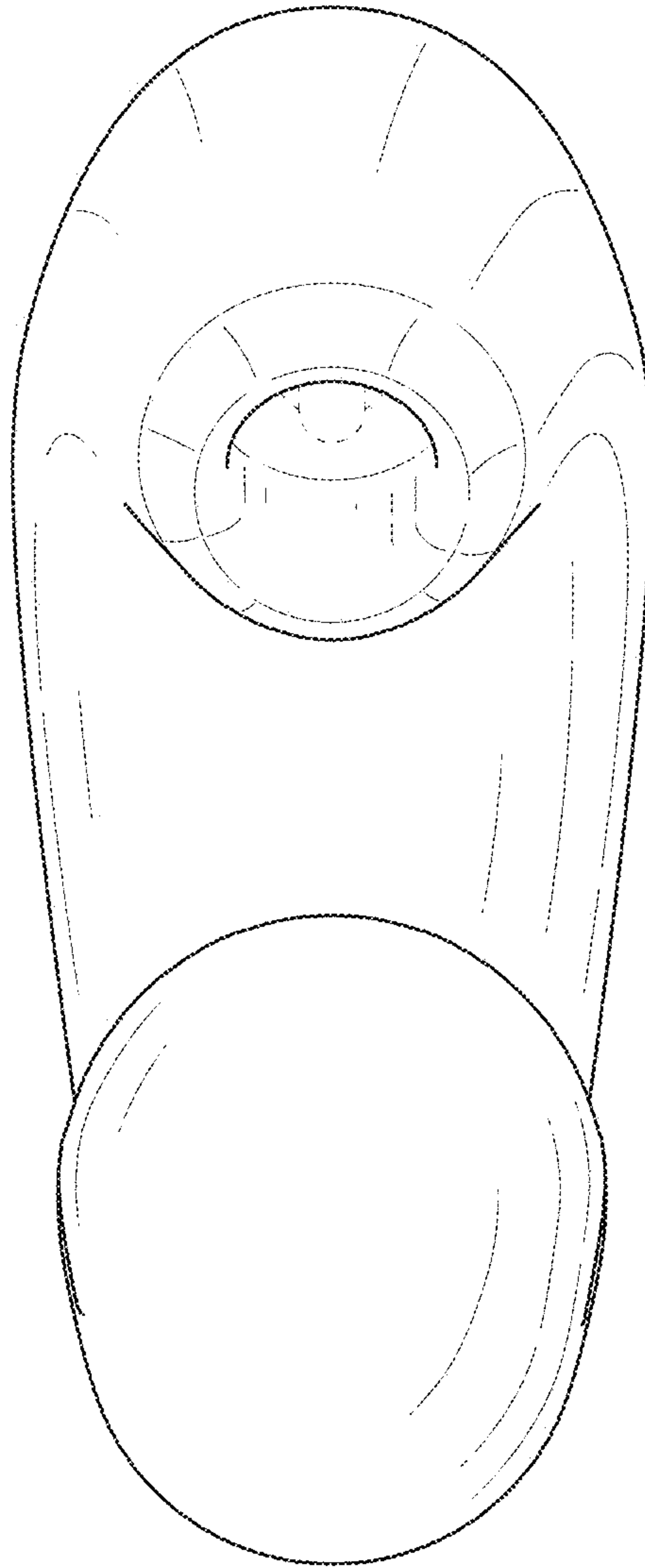


Fig. 7

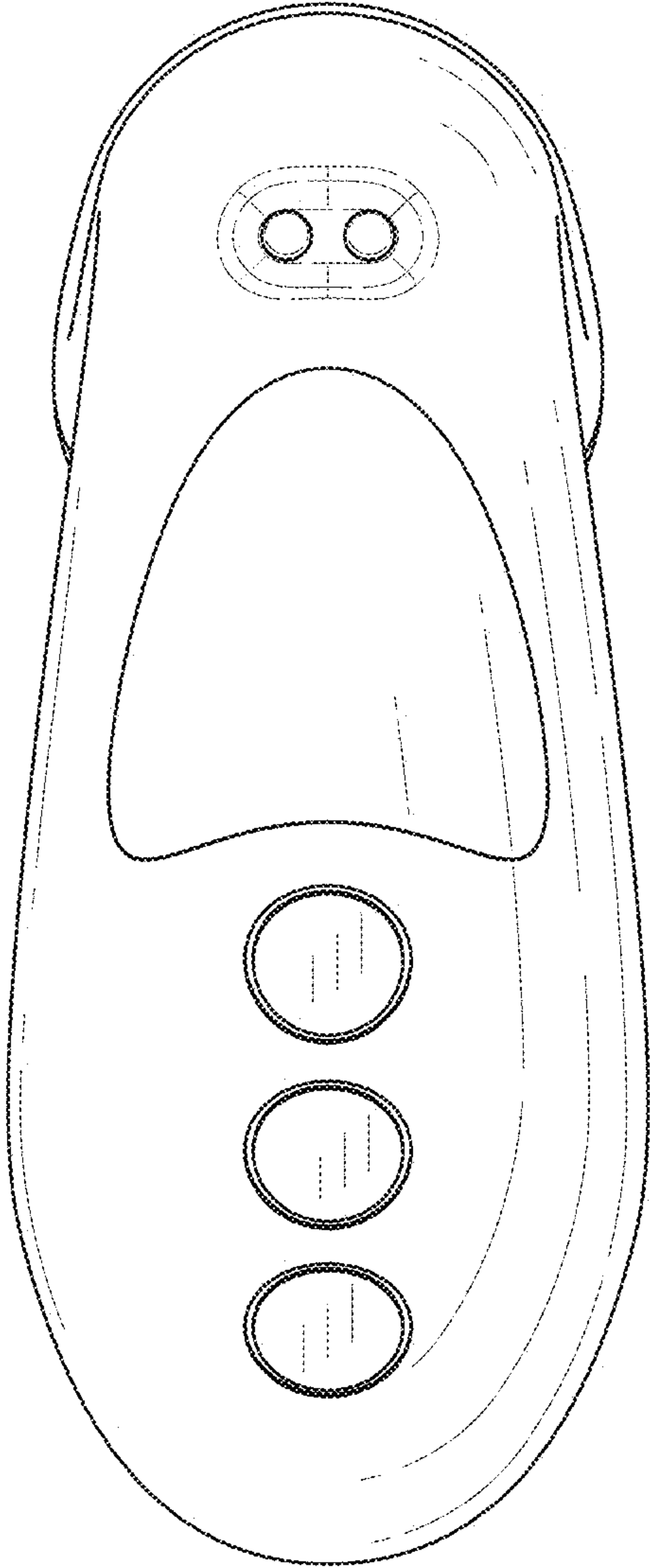


Fig. 8