



US00D944995S

(12) **United States Design Patent** (10) **Patent No.:** **US D944,995 S**
Chen et al. (45) **Date of Patent:** **** Mar. 1, 2022**

(54) **FINGER MOUNTED ELECTRONIC DEVICE**

(71) Applicant: **Belun Technology Company Limited**,
Hong Kong (HK)

(72) Inventors: **Hung Tat Chen**, Hong Kong (HK);
Kwan Wai To, Hong Kong (HK);
Pieter Lesage, Wijnegam (BE);
Alexander Crolla, Berchem (BE);
Stefanie Mertens, Antwerp (BE)

(73) Assignee: **Belun Technology Company Limited**,
Hong Kong (HK)

(**) Term: **15 Years**

(21) Appl. No.: **29/666,226**

(22) Filed: **Oct. 11, 2018**

Related U.S. Application Data

(63) Continuation-in-part of application No. 29/576,698,
filed on Sep. 6, 2016, now abandoned, which is a
(Continued)

(51) **LOC (13) Cl.** **24-01**

(52) **U.S. Cl.**
USPC **D24/187**

(58) **Field of Classification Search**
USPC D24/164-169, 107, 186, 187, 216, 223,
D24/231, 232, 143; D10/46, 70, 75, 81,
(Continued)

(56) **References Cited**

U.S. PATENT DOCUMENTS

D291,728 S * 9/1987 Hoyt D24/130
D526,414 S * 8/2006 Jacober D24/165
(Continued)

FOREIGN PATENT DOCUMENTS

CN 304413406 * 12/2017

OTHER PUBLICATIONS

Home to Detect Sleep Asphyxiation of the ring to calculate potential risk, posted May 15, 2017, (c) swire properties, [online], [site visited Oct. 25, 2017]. Available from Internet, URL:https://news.mingpao.com/pns/dailynews/web_tc/article/20170516/s00005/1494871800153 (Year: 2017).*

Belun Ring, posted at beluntech.com, no posting date, retrieved Mar. 25, 2020 online, URL: http://beluntech.com/ (Year: 2020).*

Primary Examiner — Lilyana Bekic

Assistant Examiner — Mary Shannon Malley

(74) *Attorney, Agent, or Firm* — Idea Intellectual Limited;
Margaret A. Burke; Sam T. Yip

(57) **CLAIM**

The ornamental design for a finger-mounted electronic device, as shown and described.

DESCRIPTION

FIG. 1 is a front view of a finger mounted electronic device showing our new design;

FIG. 2 is a rear view thereof;

FIG. 3 is a left side view thereof, the right side being a mirror image;

FIG. 4 is a top view thereof;

FIG. 5 is a bottom view thereof;

FIG. 6 is a front left perspective view thereof;

FIG. 7 is a rear left perspective view thereof;

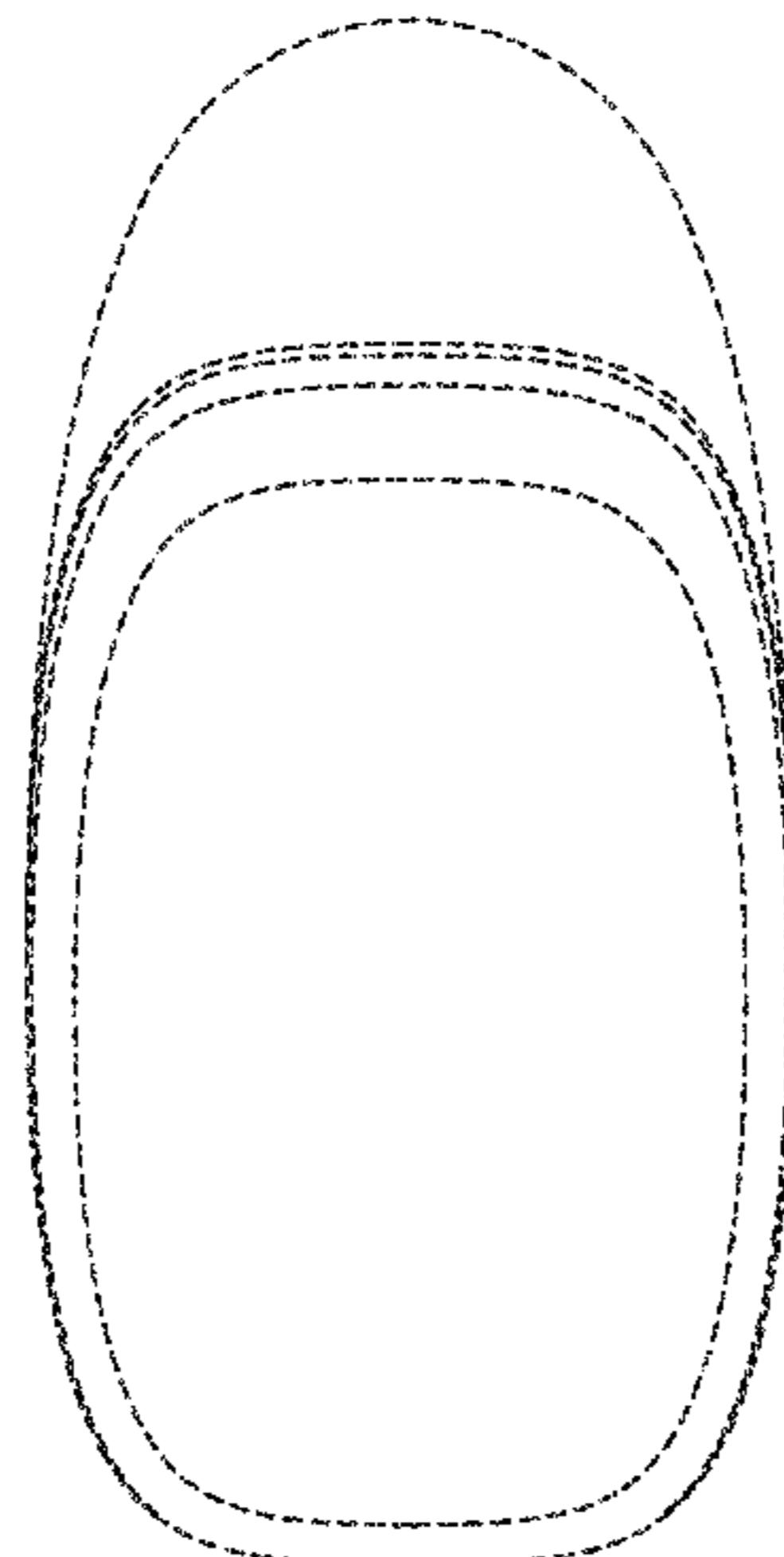
FIG. 8 is a bottom left perspective view thereof;

FIG. 9 is a front left perspective view of the finger mounted electronic device worn on a finger showing our new design; and,

FIG. 10 is a left side view thereof, showing the design worn on a finger.

The broken lines showing a human hand depict environmental subject matter that forms no part of the claimed design. The broken line surrounding the rectangular structure in FIGS. 2, 3, 4, 6, 7, 8 and 10 show unclaimed surface

(Continued)



ornamentation. The remaining broken lines depict portions of the finger mounted electronic device that form no part of the claimed design.

5/02411; A61B 5/02427; A61B 5/02438;
G08B 21/0211

See application file for complete search history.

1 Claim, 9 Drawing Sheets

(56)

References Cited

Related U.S. Application Data

continuation-in-part of application No. 29/573,119,
filed on Aug. 2, 2016, now Pat. No. Des. 835,791.

(58) **Field of Classification Search**

USPC D10/98, 30-32, 38; 600/301, 481-483,
600/485, 490, 493-495, 500, 503, 509,
600/323, 335, 340, 352; 128/900;
D11/27, 3-5; D22/109; D8/396;
D14/344, 138 R
CPC A61B 5/14532; A61B 5/14552; A61B
5/6625; A61B 5/6626; A61B 5/6825;
A61B 5/6826; A61B 5/6802; A61B
5/681; A61B 5/6824; A61B 5/6828; A61B
2560/0412; A61B 2560/0431; A61B
2560/0443; A61B 2560/0462; A61B
2560/0468; A61B 5/02405; A61B

U.S. PATENT DOCUMENTS

8,562,512	B2 *	10/2013	Menn	A61B 1/0014 600/102
D722,359	S *	2/2015	Hendricks	D22/108
D763,451	S *	8/2016	Kaario	D24/186
D764,674	S *	8/2016	Quinn	D11/27
D768,300	S *	10/2016	Felix	D14/344
D783,607	S *	4/2017	Lee	D14/138 R
D790,711	S *	6/2017	Kaz	D24/167
D795,250	S *	8/2017	Han	D14/344
D799,477	S *	10/2017	Lee	D14/344
2006/0129070	A1 *	6/2006	Pearl	A61B 5/0057 600/595
2012/0083710	A1 *	4/2012	Yarden	A61B 5/6802 600/549
2016/0007934	A1 *	1/2016	Arnold	A61B 5/1123 600/595
2016/0066827	A1 *	3/2016	Workman	A61B 5/0002 600/340
2016/0287165	A1 *	10/2016	Abreu	A61B 5/0015

* cited by examiner

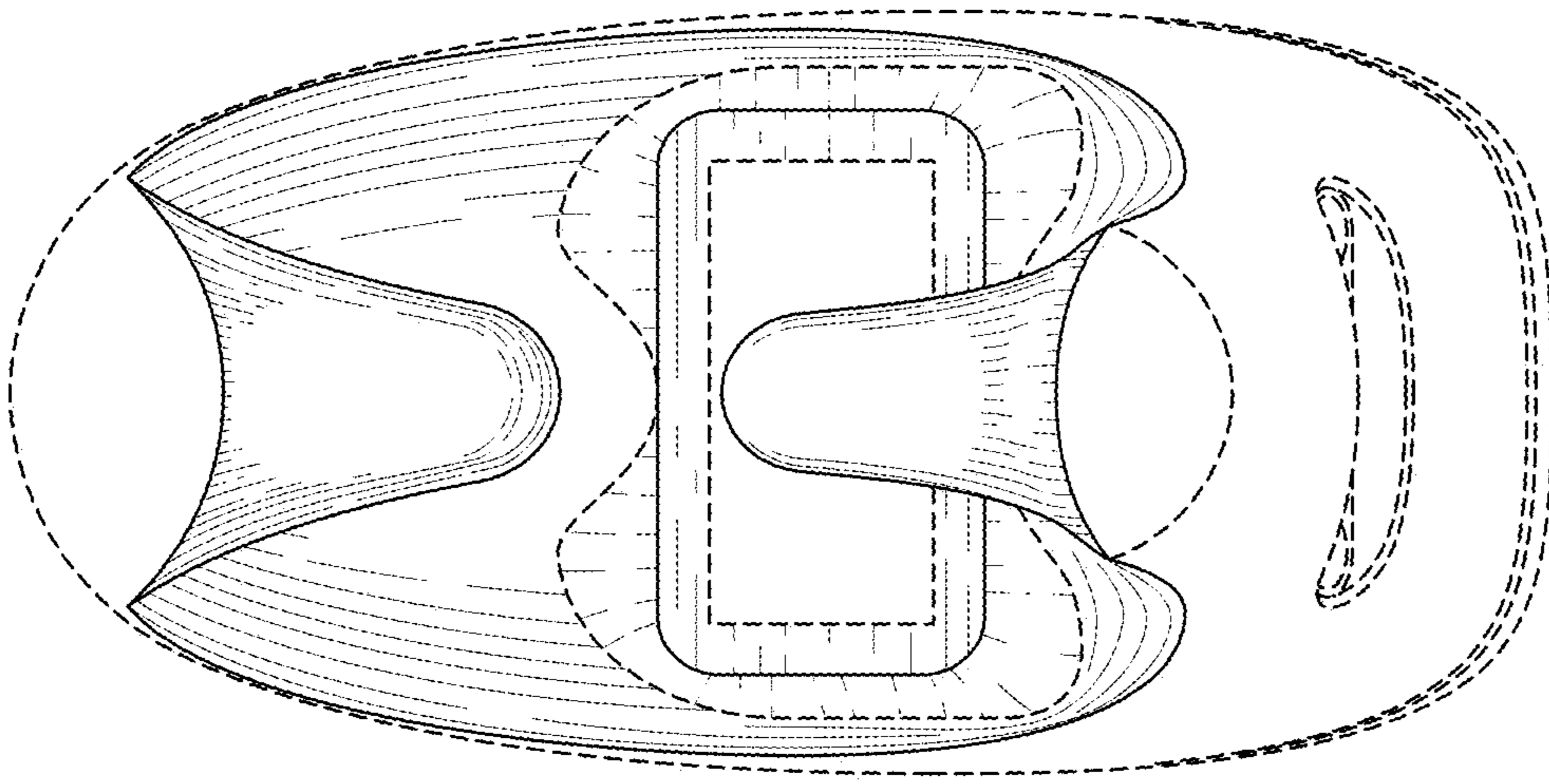


FIG. 2

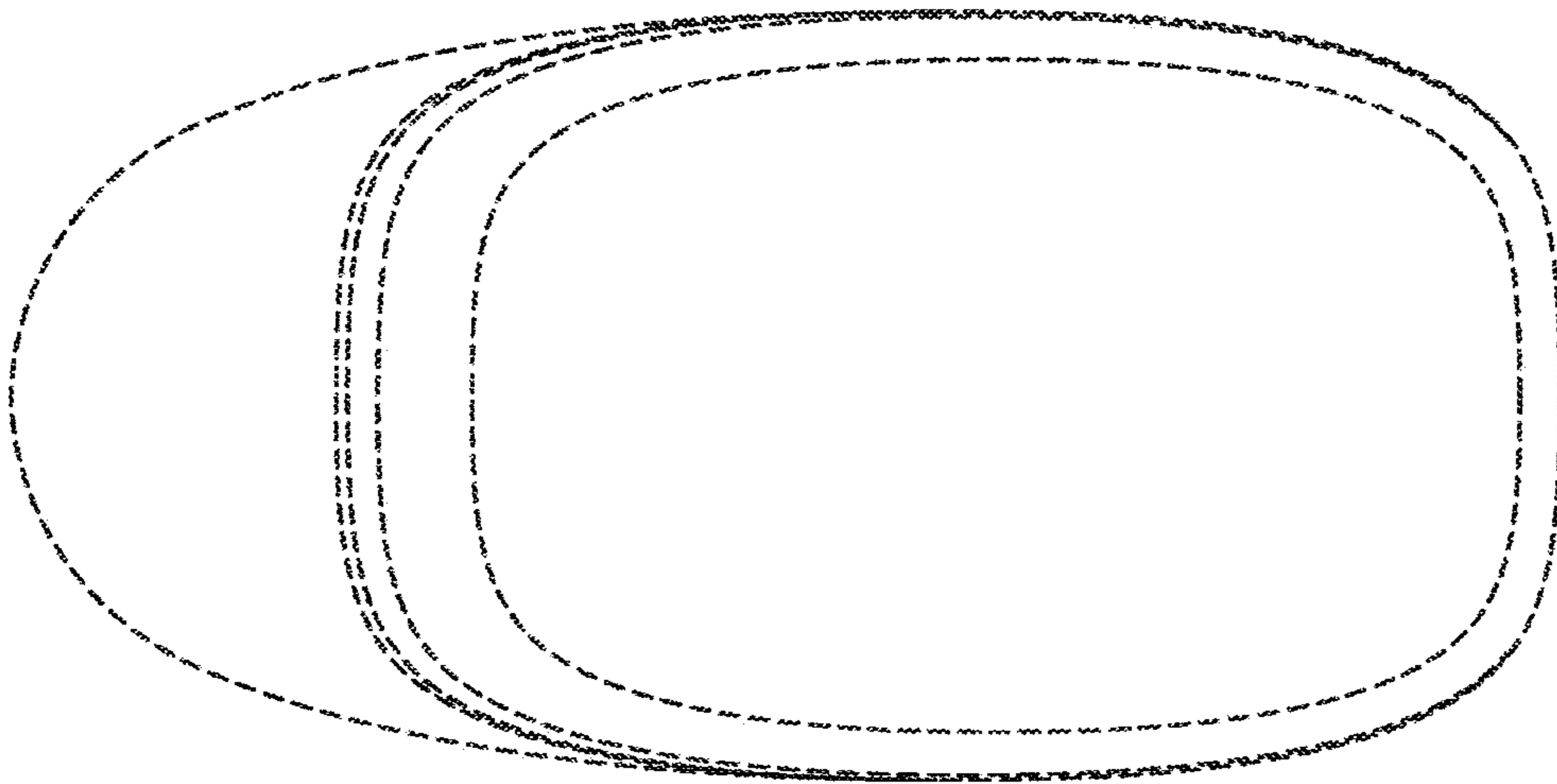


FIG. 1

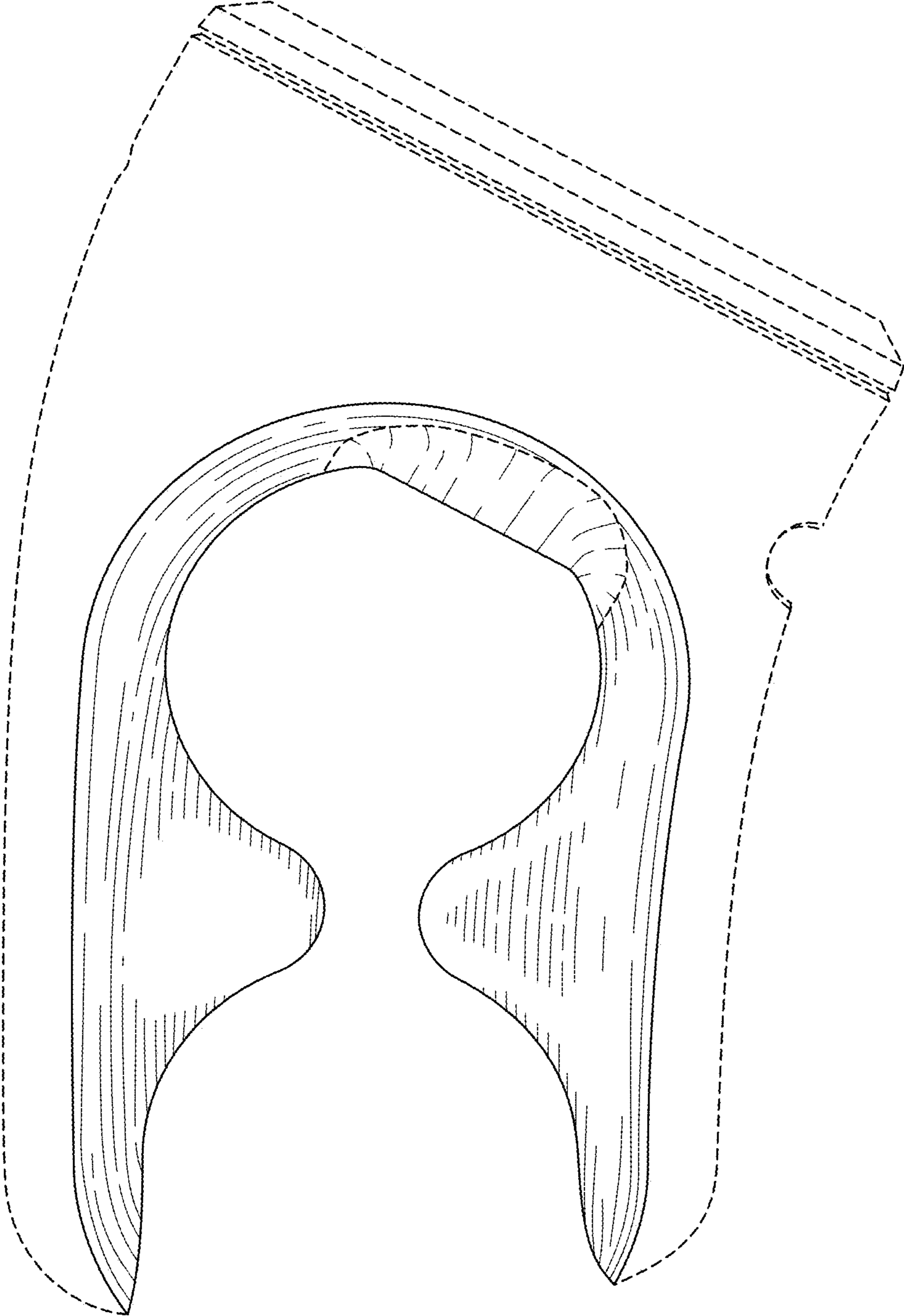


FIG. 3

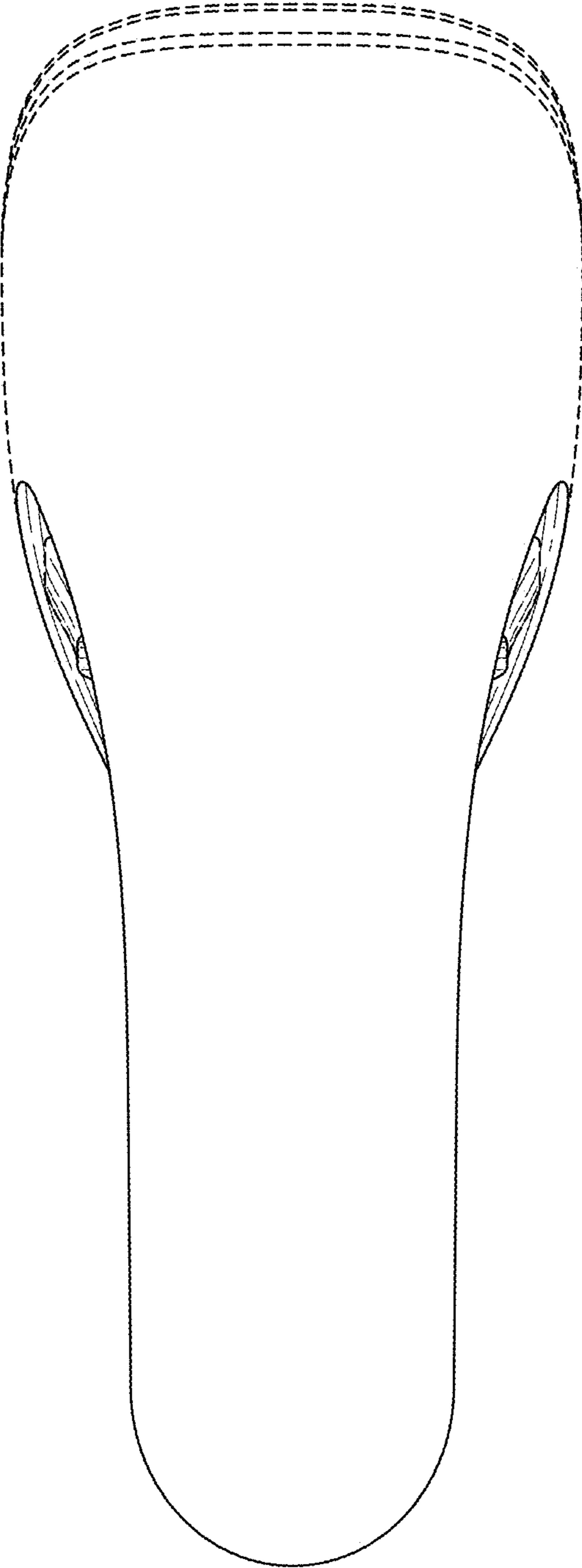


FIG. 4

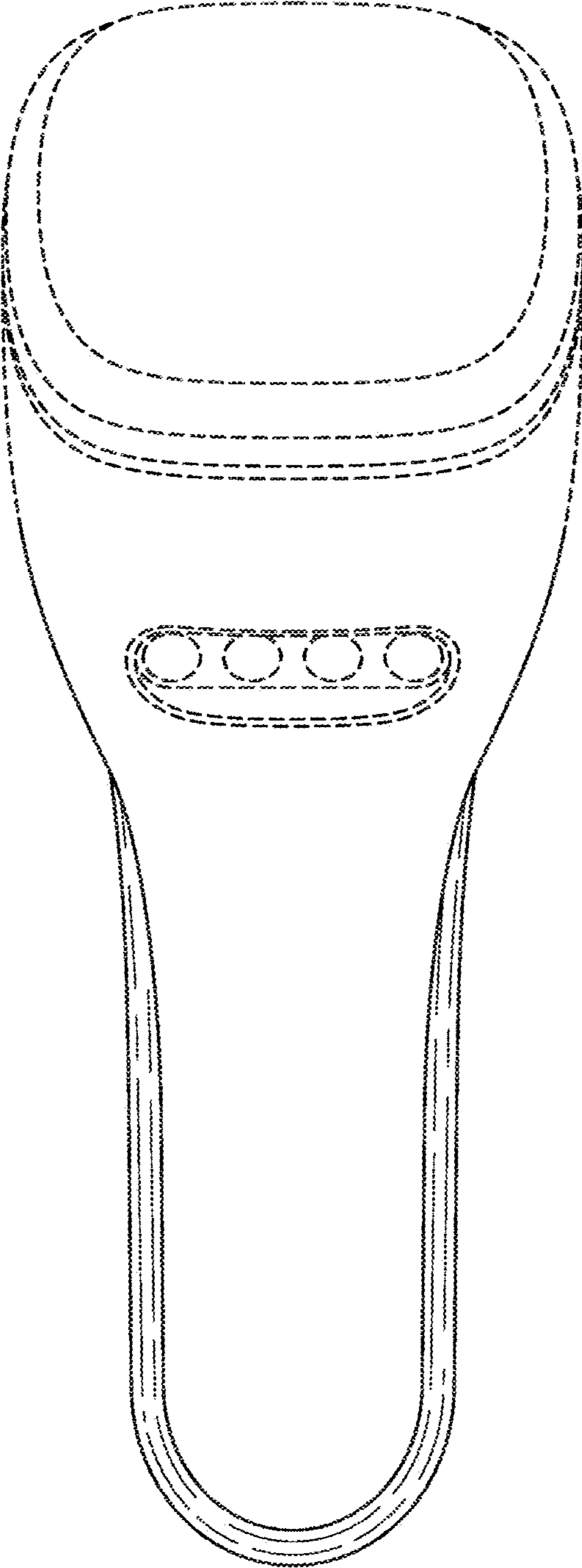


FIG. 5

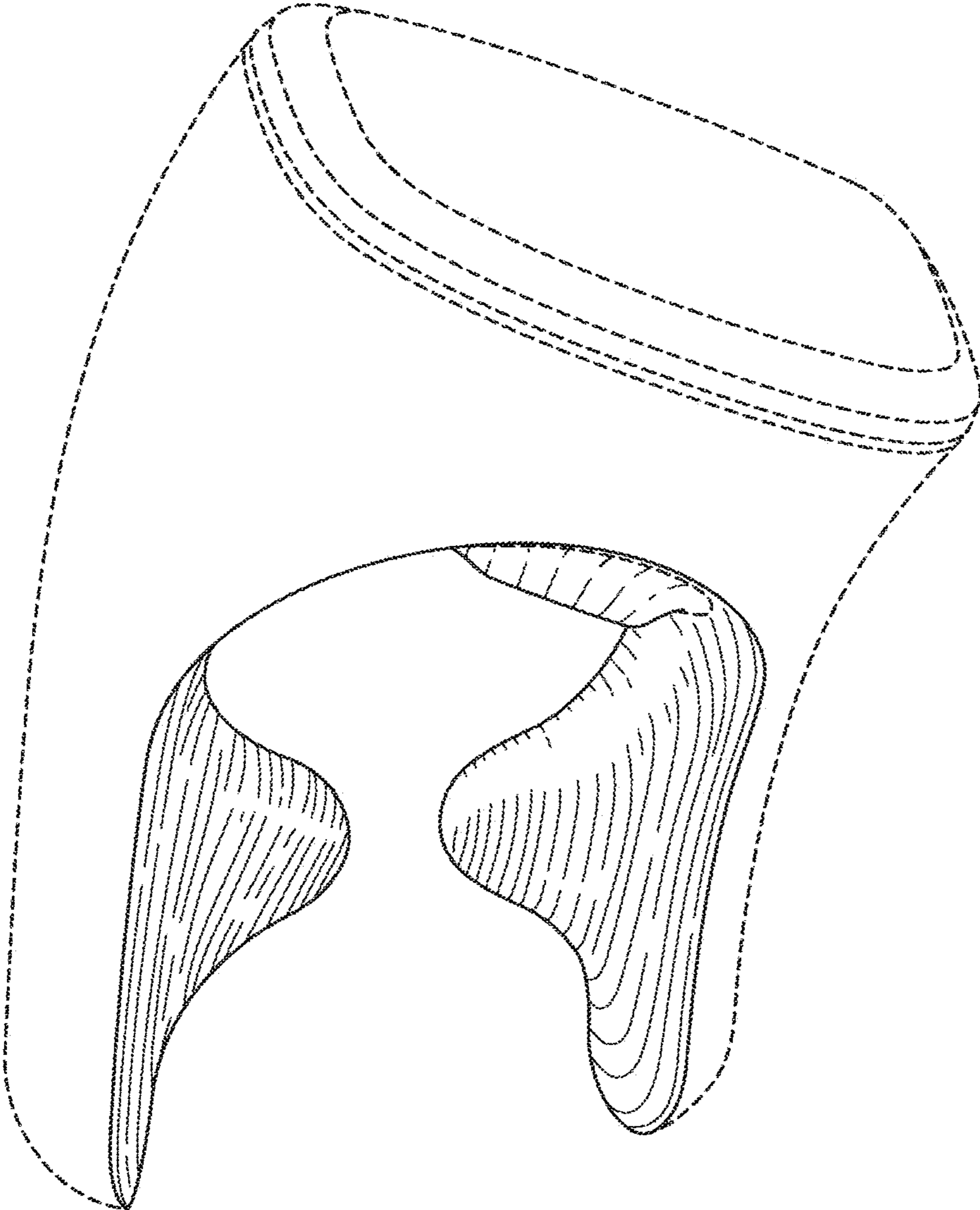


FIG. 6

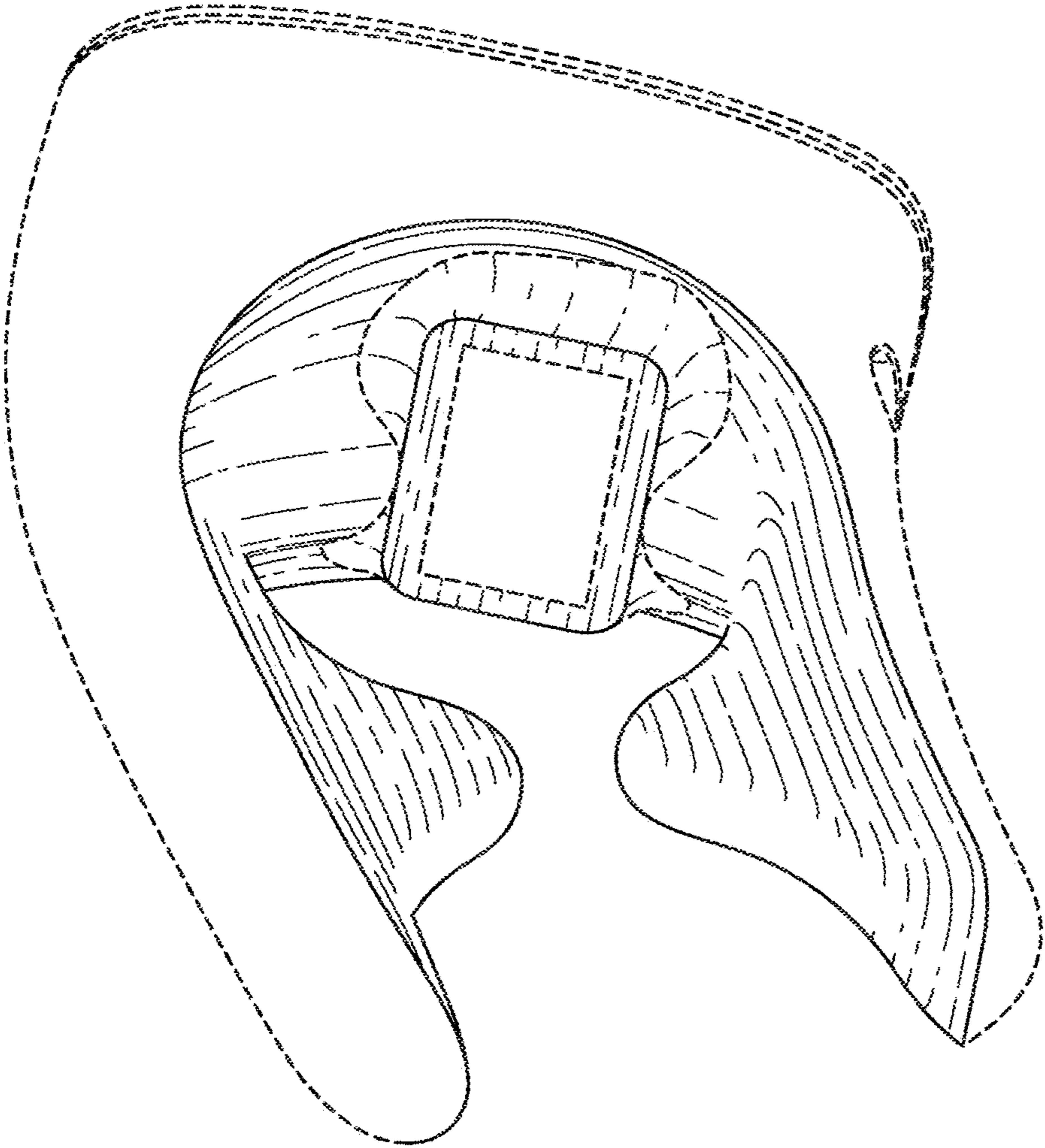


FIG. 7

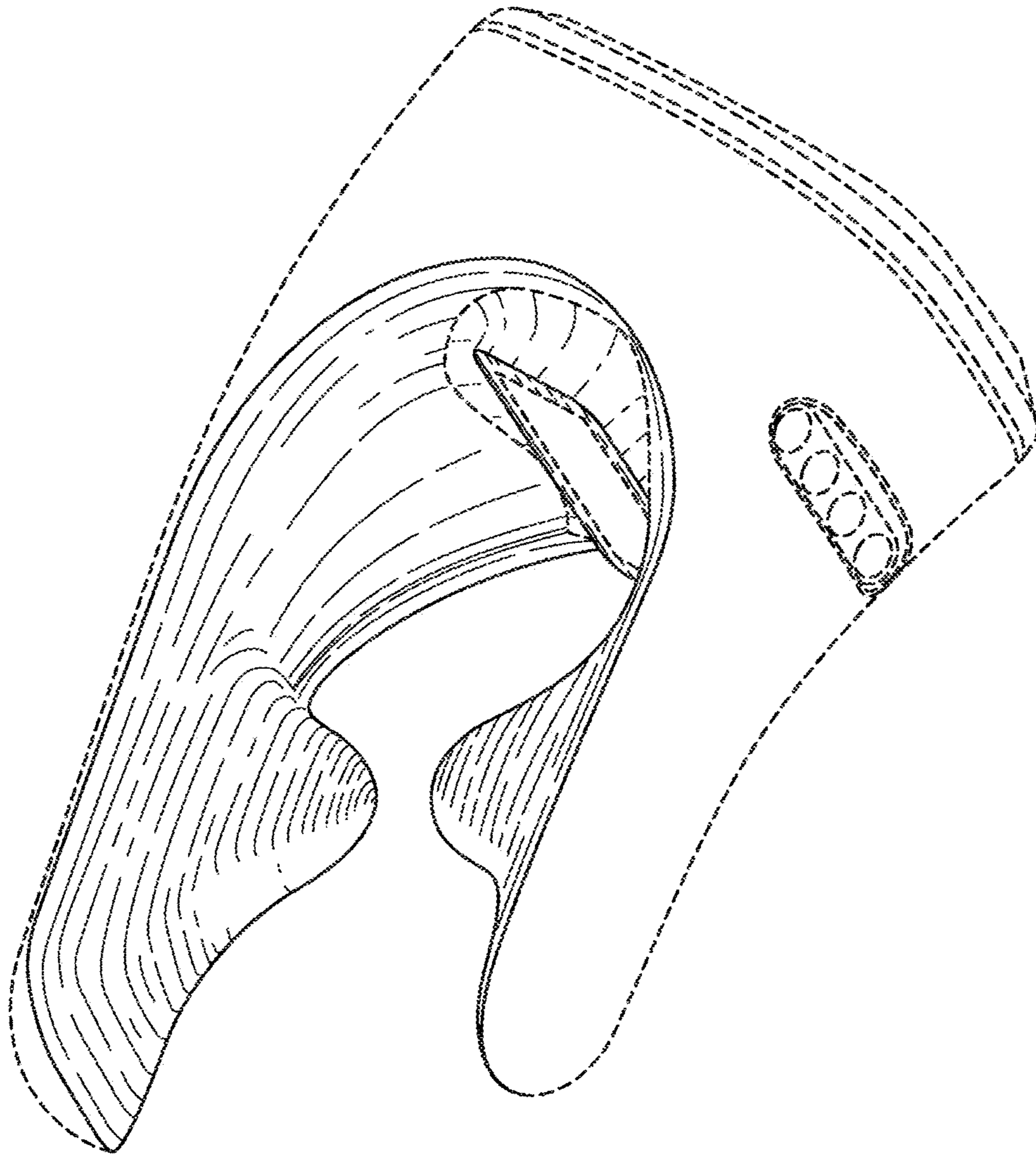


FIG. 8

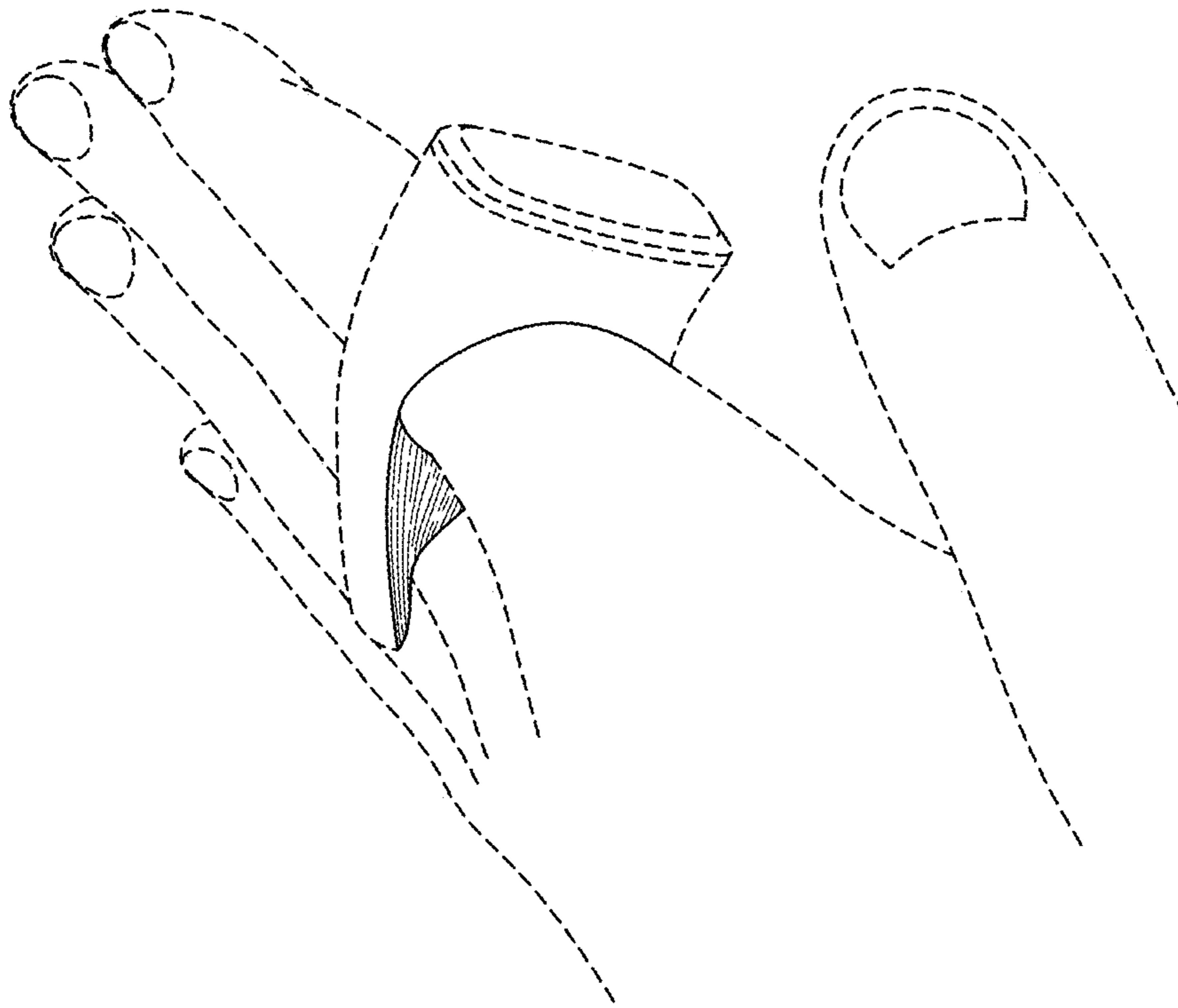


FIG. 9

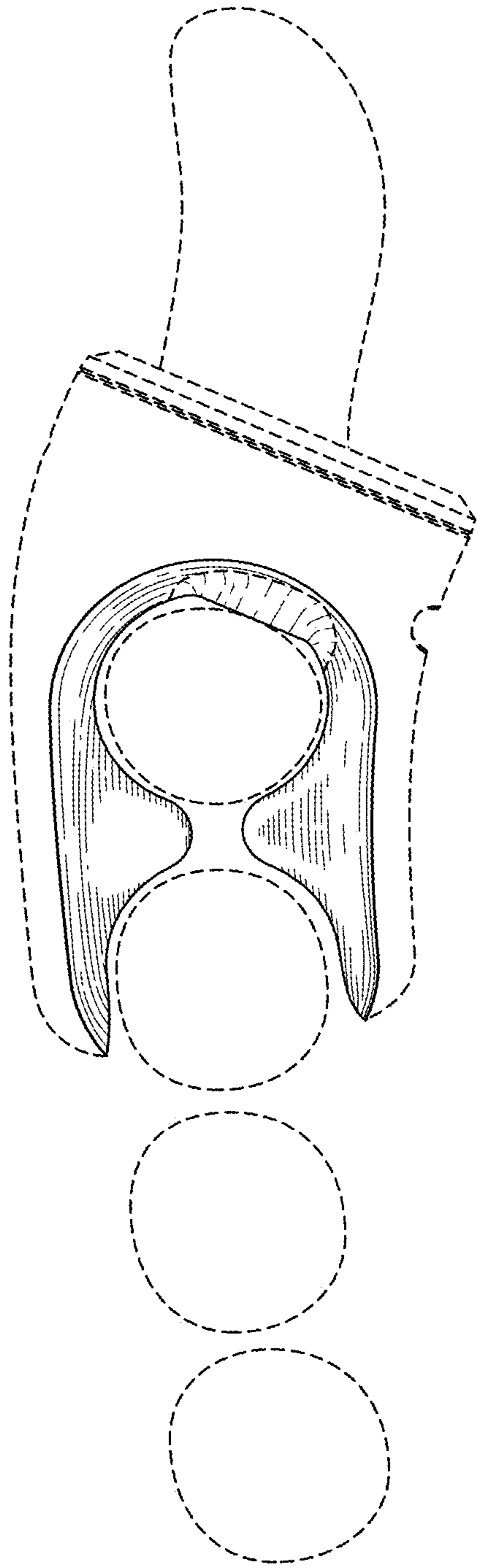


FIG. 10