



US00D944990S

(12) **United States Design Patent** (10) **Patent No.:** **US D944,990 S**
Chang et al. (45) **Date of Patent:** **** Mar. 1, 2022**

(54) **CERVICAL INTERBODY FUSION DEVICE**
(71) Applicant: **Vertera, Inc.**, San Diego, CA (US)
(72) Inventors: **Wei-Hsiang Chang**, Duluth, GA (US);
Stephen Lee Laffoon, Atlanta, GA (US); **Christopher S. D. Lee**, Atlanta, GA (US); **David Lee Safranski**, Atlanta, GA (US)

3,947,212 A 3/1976 Griner et al.
4,043,733 A 8/1977 De Mets
4,164,794 A 8/1979 Spector et al.
4,351,069 A 9/1982 Ballintyn et al.
4,487,731 A 12/1984 Kobayashi
4,549,920 A 10/1985 Cogswell et al.
(Continued)

(73) Assignee: **Vertera, Inc.**, San Diego, CA (US)
(**) Term: **15 Years**

FOREIGN PATENT DOCUMENTS
DE 10054089 7/2002
DE 102006014174 9/2007
(Continued)

(21) Appl. No.: **29/639,254**
(22) Filed: **Mar. 5, 2018**

OTHER PUBLICATIONS

Evans, Nathan et al. High-strength, surface-porous polyether-etherketone for load-bearing orthopedic implants, Acta Biomaterialia 13 (2015) 159-167.
(Continued)

Related U.S. Application Data

(63) Continuation of application No. 29/531,125, filed on Jun. 23, 2015, now Pat. No. Des. 815,281.

Primary Examiner — Charles D Hanson
(74) *Attorney, Agent, or Firm* — Hoffman Warnick LLC

(51) **LOC (13) Cl.** **24-02**
(52) **U.S. Cl.**
USPC **D24/155**

(57) **CLAIM**

(58) **Field of Classification Search**
USPC D24/155-157
CPC A61F 2/4611; A61F 2/442; A61F 2/447;
A61F 2220/0025; A61F 2310/00023;
A61F 2310/00017; A61F 2002/4475;
A61F 2002/30841; A61F 2002/2835;
A61F 2002/30904; A61F 2002/30785;
A61F 2002/443; A61F 2002/30578
See application file for complete search history.

The ornamental design for a cervical interbody fusion device, as shown and described.

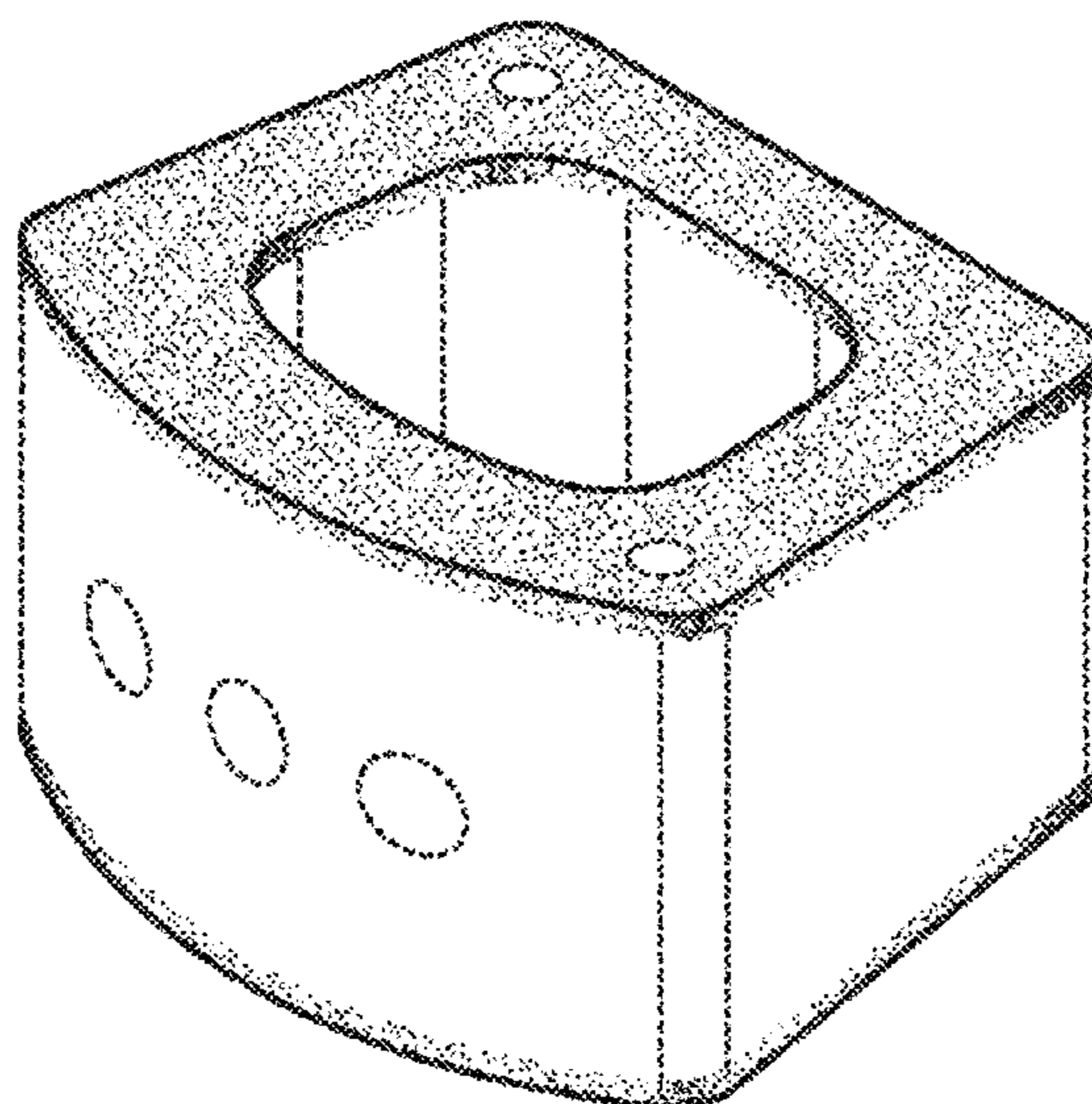
DESCRIPTION

FIG. 1 is a perspective view of a cervical interbody fusion device, according to the present disclosure;
FIG. 2 is a side view thereof;
FIG. 3 is a front view thereof;
FIG. 4 is a back view thereof;
FIG. 5 is a top view thereof; and,
FIG. 6 is a partial cross-sectional view of a top or bottom portion of the device.
The broken lines are included to indicate portions of the device that do not form part of the claimed design.
The stipple hatching shown depicts a porous surface.

(56) **References Cited**
U.S. PATENT DOCUMENTS

699,026 A 12/1899 Shaler
3,059,275 A 10/1962 Vogt et al.
3,445,553 A 5/1969 Hardigg et al.
3,679,538 A 7/1972 Druin et al.
3,924,995 A 12/1975 Crooks et al.

1 Claim, 3 Drawing Sheets



(56)

References Cited

U.S. PATENT DOCUMENTS

4,764,427 A	8/1988	Hara et al.	9,439,779 B2	9/2016	Zhang et al.
4,778,469 A	10/1988	Lin et al.	9,456,905 B2	10/2016	Borden et al.
4,828,479 A	5/1989	Pleasant	9,498,922 B2	11/2016	Chang et al.
4,863,604 A	9/1989	Lo et al.	9,504,550 B2	11/2016	Chang et al.
4,969,906 A	11/1990	Kronman	9,545,315 B2	1/2017	Borden
5,100,590 A	3/1992	Ruhlin	9,592,206 B2	3/2017	Walls
5,171,281 A	12/1992	Parsons et al.	9,700,431 B2	7/2017	Nebosky et al.
5,326,354 A	7/1994	Kwarteng	D794,796 S *	8/2017	Lin D24/155
5,453,237 A	9/1995	Padovani	2001/0015152 A1	8/2001	Dohr et al.
5,458,820 A	10/1995	Lefebvre	2001/0020757 A1	9/2001	Fried et al.
5,503,278 A	4/1996	Ishmael	2003/0086973 A1	5/2003	Sowden et al.
5,707,578 A	1/1998	Johnson et al.	2003/0134067 A1	7/2003	Garelli
5,865,845 A *	2/1999	Thalgott A61F 2/442	2003/0138516 A1	7/2003	Hess et al.
		623/17.16	2004/0026811 A1	2/2004	Murphy et al.
5,981,619 A	11/1999	Shikinami et al.	2004/0138058 A1	7/2004	Sambasivan et al.
6,149,688 A	11/2000	Brosnahan et al.	2004/0152974 A1	8/2004	Solomon
6,183,873 B1	2/2001	Clarke	2004/0171924 A1	9/2004	Mire et al.
6,187,329 B1	2/2001	Agrawal et al.	2004/0234636 A1	11/2004	Murata et al.
6,241,771 B1 *	6/2001	Gresser A61F 2/30965	2005/0012298 A1	1/2005	Dal Pra et al.
		606/77	2005/0220932 A1	10/2005	van der Eerden et al.
6,277,149 B1 *	8/2001	Boyle A61F 2/4465	2005/0225008 A1	10/2005	Deardurff et al.
		623/16.11	2005/0246021 A1	11/2005	Ringeisen et al.
6,306,424 B1	10/2001	Vyakarnam et al.	2007/0191962 A1	8/2007	Jones et al.
6,333,029 B1	12/2001	Vyakarnam et al.	2007/0266542 A1	11/2007	Melsheimer
6,387,311 B1	5/2002	Lacour et al.	2007/0275863 A1	11/2007	Whitmarsh
6,458,308 B1	10/2002	Kato	2008/0161927 A1	7/2008	Savage et al.
6,503,278 B1	1/2003	Pohjonen et al.	2008/0185748 A1	8/2008	Kalkanoglu
6,673,075 B2	1/2004	Santilli	2008/0185752 A1	8/2008	Cerwin et al.
6,689,608 B1	2/2004	Mikos et al.	2008/0206297 A1	8/2008	Roeder et al.
6,719,942 B1	4/2004	Triplett et al.	2008/0208325 A1	8/2008	Helmus et al.
D530,423 S *	10/2006	Miles D24/155	2008/0211128 A1	9/2008	Lucier et al.
7,425,288 B2	9/2008	Flodin et al.	2009/0104420 A1	4/2009	Nadella et al.
7,575,759 B2	8/2009	Murphy et al.	2009/0222091 A1	9/2009	Morrisette et al.
7,723,395 B2	5/2010	Ringeisen et al.	2010/0040902 A1	2/2010	Mizrahi
D623,747 S *	9/2010	Horton A61F 2/442	2010/0042218 A1	2/2010	Nebosky et al.
		D24/155	2010/0042226 A1	2/2010	Nebosky et al.
7,807,260 B2	10/2010	Nadella et al.	2010/0087925 A1 *	4/2010	Kostuik A61F 2/447
7,819,650 B2	10/2010	Meskendahl et al.	2010/0151114 A1	6/2010	623/17.16
D631,967 S *	2/2011	Horton D24/155	2010/0173036 A1	7/2010	Parrott
7,879,109 B2	2/2011	Borden et al.	2010/0225033 A1	9/2010	Haynes et al.
7,964,206 B2	6/2011	Suokas et al.	2010/0256804 A1	10/2010	Kwasniewski et al.
8,029,575 B2	10/2011	Borden	2010/0256804 A1	10/2010	Freeman
8,110,007 B2	2/2012	Borden	2011/0012280 A1	1/2011	Deslauriers et al.
8,177,854 B2	5/2012	Borden	2011/0015743 A1	1/2011	Deslauriers et al.
8,206,450 B2	6/2012	Henry et al.	2011/0022181 A1	1/2011	Kasahara et al.
8,377,548 B2	2/2013	Nadella et al.	2011/0144480 A1	6/2011	Lu et al.
8,383,024 B2	2/2013	Morrisette et al.	2011/0177320 A1	7/2011	Mehrabi et al.
8,389,588 B2	3/2013	Ringeisen et al.	2011/0230970 A1	9/2011	Lynn et al.
8,414,654 B1	4/2013	Ganey	2011/0290674 A1	12/2011	Shanley
8,445,554 B2	5/2013	Ringeisen et al.	2012/0040037 A1	2/2012	Kwasniewski et al.
8,454,696 B2	6/2013	Borden	2012/0077010 A1	3/2012	Manesis et al.
8,530,560 B2	9/2013	Kerr et al.	2012/0150299 A1	6/2012	Ergun et al.
D692,136 S *	10/2013	Tyber D24/155	2012/0310137 A1	12/2012	Silvestrini
8,609,127 B2	12/2013	Savage-Erickson	2012/0323339 A1	12/2012	Olalde Graells et al.
8,647,393 B2	2/2014	Marshall et al.	2013/0053688 A1	2/2013	Watschke et al.
8,673,018 B2	3/2014	Walls	2013/0065981 A1	3/2013	Nadella et al.
8,679,191 B2	3/2014	Borden et al.	2013/0119584 A1	5/2013	Vantrease
8,715,286 B2	5/2014	Borden	2013/0164403 A1	6/2013	Boogers et al.
8,715,366 B2	5/2014	Borden	2013/0171443 A1	7/2013	Morrisette et al.
8,821,912 B2	9/2014	Crudden et al.	2013/0178900 A1	7/2013	Fallin et al.
8,864,831 B2	10/2014	Lee et al.	2013/0211541 A1	8/2013	Kerr et al.
8,864,839 B2	10/2014	Ganey	2013/0236502 A1	9/2013	Marshall et al.
8,877,331 B2	11/2014	Nadella et al.	2013/0282135 A1	10/2013	Sun et al.
8,888,860 B2	11/2014	Taylor	2013/0330394 A1	12/2013	Ponticciello et al.
8,998,987 B2	4/2015	Wallick	2013/0345827 A1	12/2013	Wallick
9,015,922 B2	4/2015	Ganey	2014/0010911 A1	1/2014	Rushing, Sr.
D735,859 S *	8/2015	Palinchik D24/155	2014/0102161 A1	4/2014	Stewart
D735,860 S *	8/2015	Palinchik D24/155	2014/0236299 A1	8/2014	Roeder et al.
D735,861 S *	8/2015	Embleton D24/155	2014/0277461 A1	9/2014	Nebosky et al.
D736,384 S *	8/2015	Palinchik D24/155	2014/0324213 A1	10/2014	Stewart
9,254,193 B2	2/2016	Kerr et al.	2014/0346716 A1	11/2014	Zhang
9,308,076 B2	4/2016	Ringeisen et al.	2015/0066152 A1	3/2015	Slocum, Jr. et al.
9,308,297 B2	4/2016	Kerr et al.	2015/0240042 A1	8/2015	Nguyen et al.
9,345,817 B2	5/2016	Papangelou et al.	2015/0257869 A1	9/2015	Borden
9,393,121 B2	7/2016	Taylor	2015/0265745 A1	9/2015	Borden
			2015/0373381 A1	12/2015	Rouhana, Jr.
			2016/0038289 A1	2/2016	Noble
			2016/0128823 A1	5/2016	Kerr et al.
			2016/0166301 A1	6/2016	Papangelou et al.

(56)

References Cited

U.S. PATENT DOCUMENTS

2016/0166373	A9	6/2016	Borden
2016/0166386	A1	6/2016	Gerber et al.
2016/0184483	A1	6/2016	Kerr et al.
2016/0199193	A1	7/2016	Willis et al.
2016/0228615	A1	8/2016	Kasahara et al.
2016/0361837	A1	12/2016	Hayes et al.
2017/0136156	A1	5/2017	Walls

FOREIGN PATENT DOCUMENTS

EP	0512401	11/1992
EP	0714869	6/1996
EP	1162047	12/2001
FR	1171658	1/1959
GB	829811	3/1960
WO	9714377	4/1997
WO	WO1999064361	12/1999
WO	WO2002068373	9/2002
WO	WO2003024626	3/2003
WO	WO2003074227	9/2003
WO	WO2003080119	10/2003
WO	WO2004020362	3/2004
WO	WO2004082333	9/2004
WO	WO2007090131	8/2007
WO	2016051326	A1 4/2016

OTHER PUBLICATIONS

Hitachi, "DSC Measurement of Polypropolene", Aug, 2008, Hitachi High-Tech Science Corporation, TA No. 86, pp. 1-2.

International Preliminary Search Report on Patentability for International Application No. PCT/US2009/047286 filed Jun. 12, 2009.

International Search Report and Written Opinion for International Application No. PCT/US2009/047286 filed Jun. 12, 2009.

International Search Report and Written Opinion for International Application No. PCT/US2013/055655 filed Aug. 20, 2013.

International Search Report and Written Opinion for International Application No. PCT/US2013/055656 filed Aug. 20, 2013.

International Search Report and Written Opinion dated Sep. 23, 2015 in related PCT application No. PCT/US2015/038181.

Landy, Bonnie et al., Mechanical and in vitro investigation of a porous PEEK foam for medical device implants, J Appl Biomater Funct Mater 2013; 11 (1): 35-44.

Non-Final Office Action dated Mar. 3, 2016 in related U.S. Appl. No. 14/985,206.

Non-Final Office Action dated Mar. 4, 2016 in related U.S. Appl. No. 14/985,226.

Siddiq, Abdur et al., Porous poly-ether ether ketone (PEEK) manufactured by a novel powder route using near-spherical salt bead porogens: Characterisation and mechanical properties, Materials Science and Engineering C 47 (2015) 180-188.

* cited by examiner

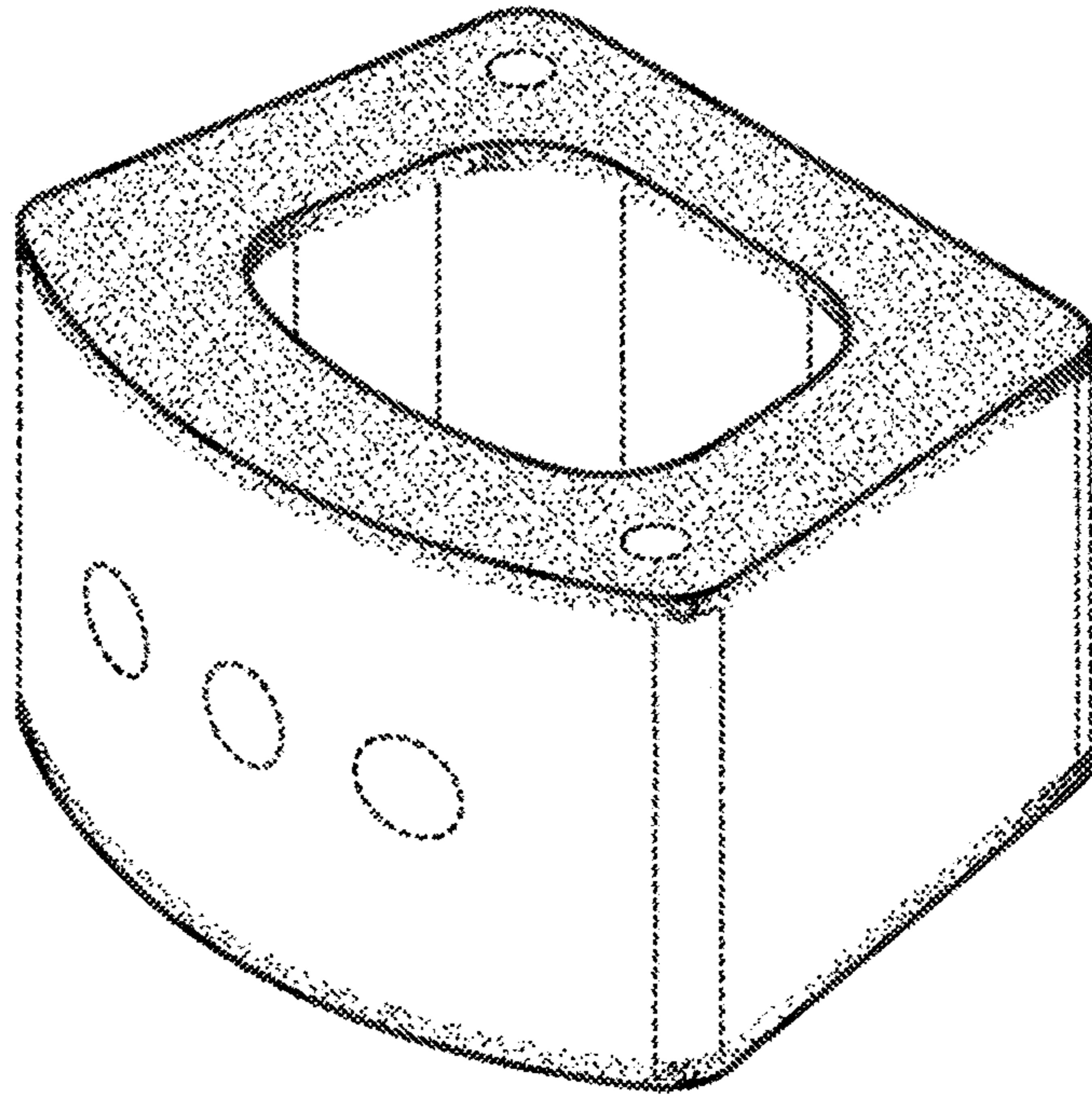


FIG. 1

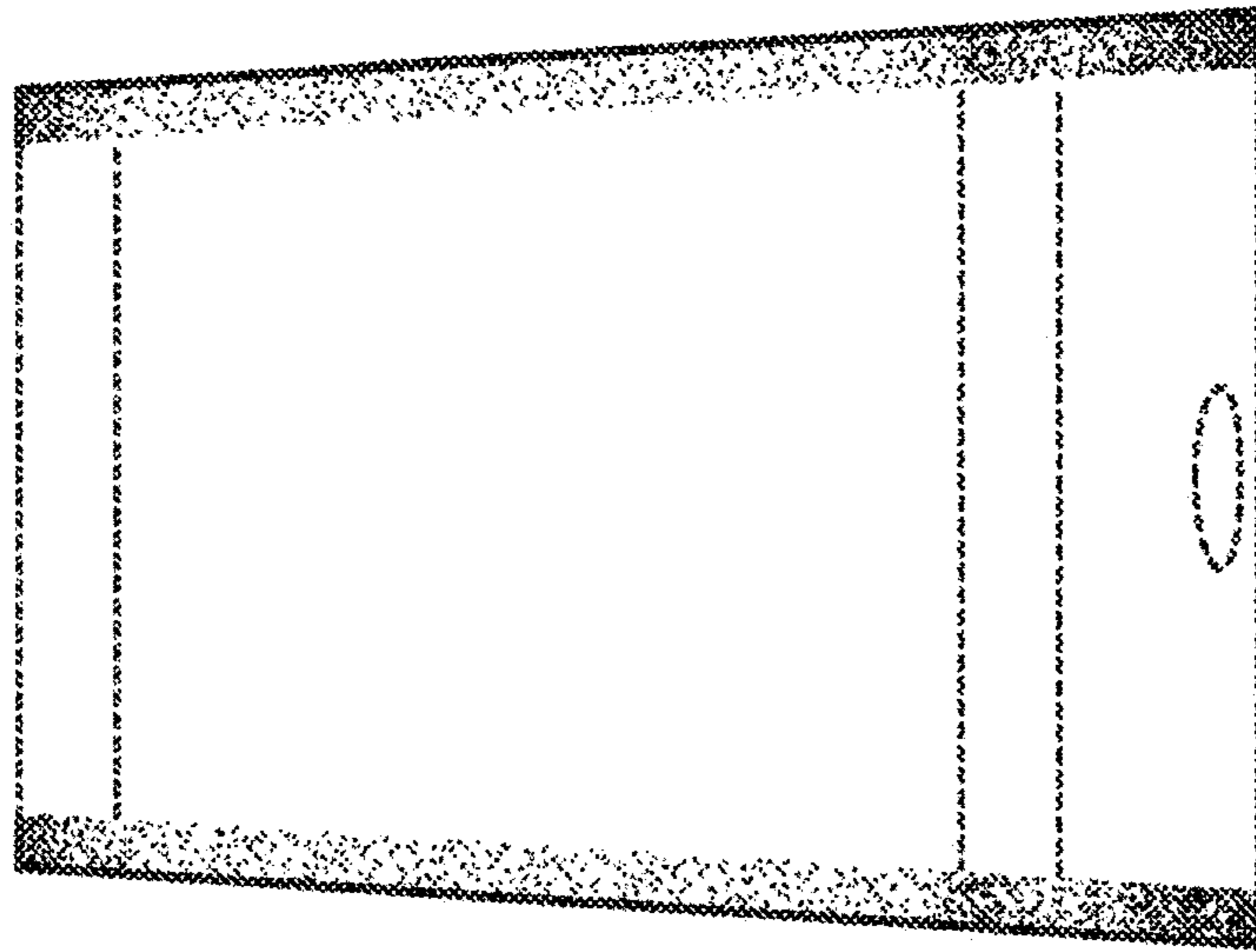


FIG. 2

FIG. 3

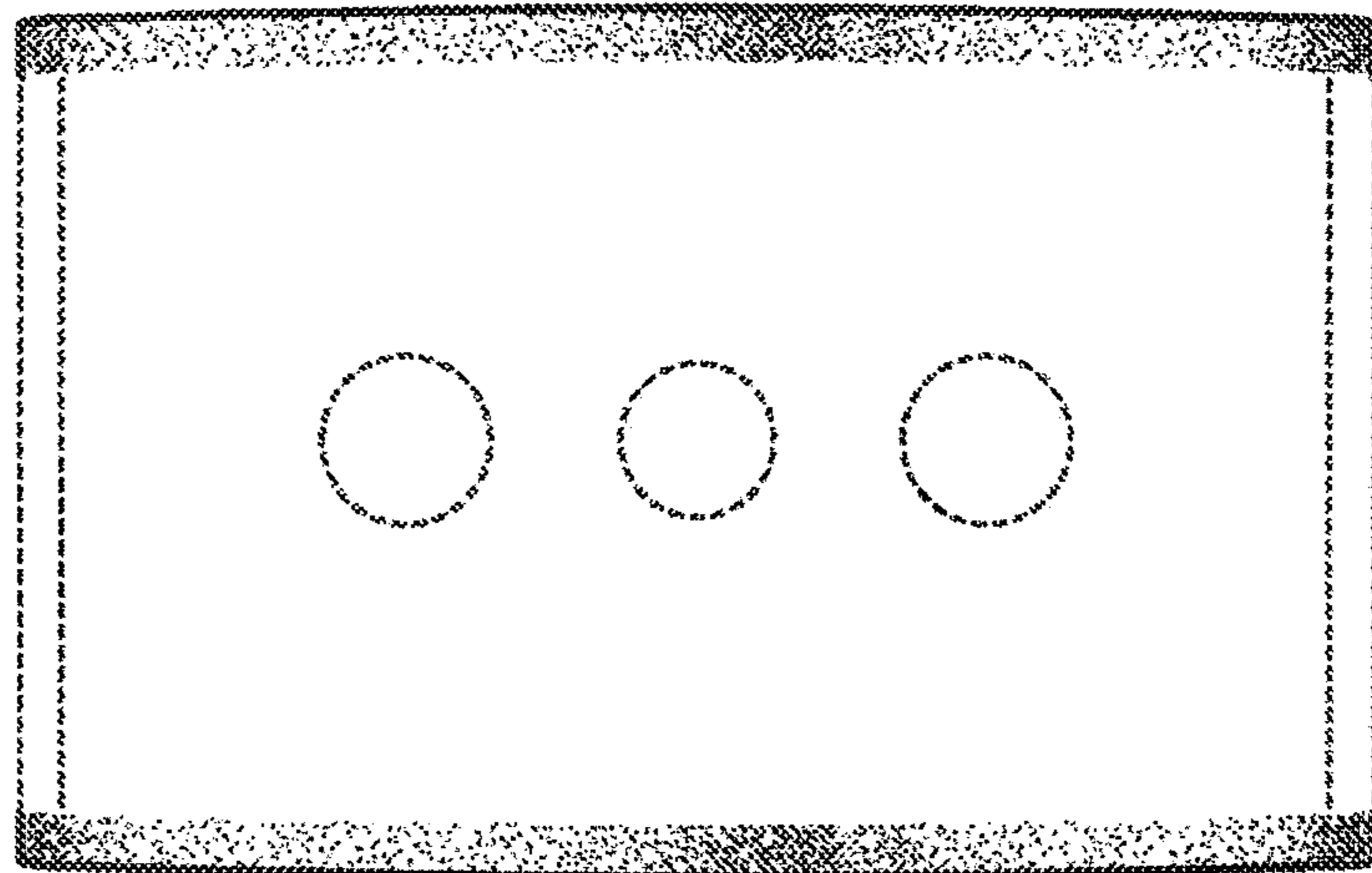


FIG. 4


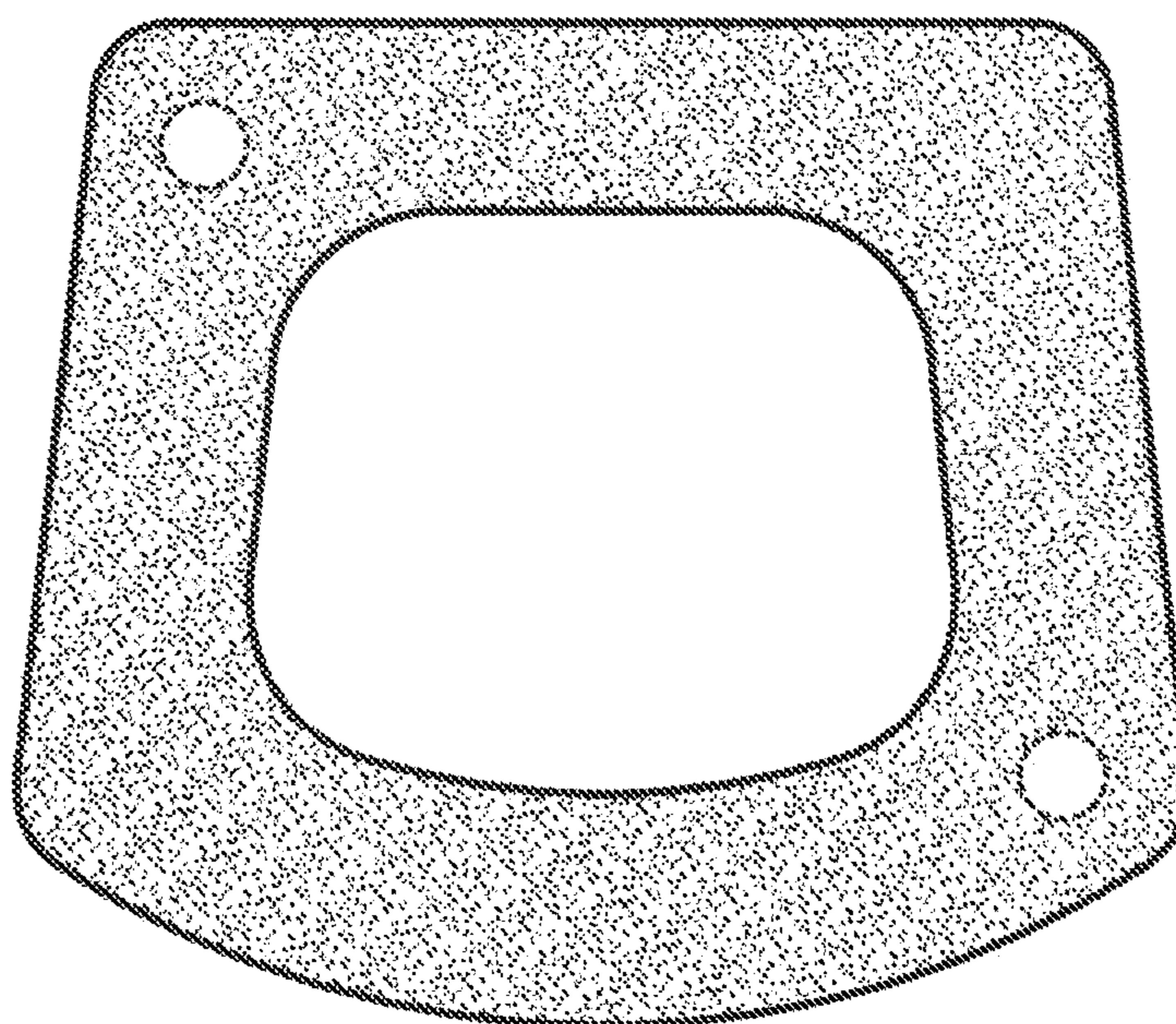


FIG. 5



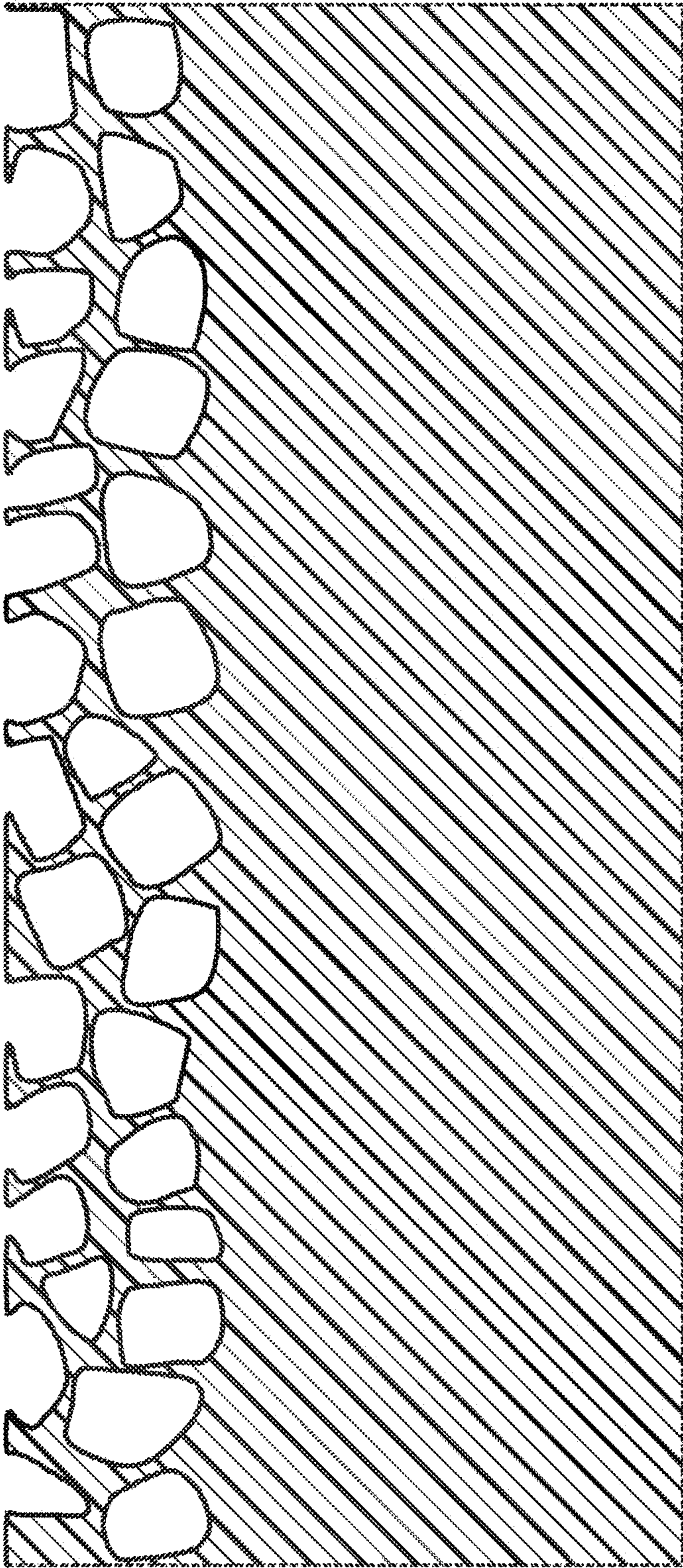


FIG. 6