



US00D944987S

(12) **United States Design Patent**  
**Wang**

(10) **Patent No.:** **US D944,987 S**  
(45) **Date of Patent:** **\*\* Mar. 1, 2022**

(54) **EAR CLEANER**

(71) Applicant: **Ningdong Wang**, Ningbo (CN)

(72) Inventor: **Ningdong Wang**, Ningbo (CN)

(\*\*) Term: **15 Years**

(21) Appl. No.: **29/762,082**

(22) Filed: **Dec. 15, 2020**

(51) **LOC (13) Cl.** ..... **24-02**

(52) **U.S. Cl.**

USPC ..... **D24/147**; D24/119; D24/151

(58) **Field of Classification Search**

USPC ..... D24/100, 105, 107-108, 110-119, 10.5,  
D24/127-130, 144-149, 132-135,  
D24/137-138, 140-141, 152, 172-174,  
D24/176, 185-186, 208, 211, 214-215,  
D24/220, 222; D8/98-100, 105, 14, 17,  
D8/20, 305, 315-316, 47; D32/45, 51;  
600/562, 564, 566-567; 604/1; 606/162

CPC ..... A61B 17/1615; A61B 17/1697; A61B  
2018/0231; A61F 13/15; A61F 13/64;  
A61F 13/476; A61F 13/5611; A61F  
13/4704; A61F 13/38; A61F 13/5616;  
A61F 13/4758; A61F 13/472; A61C  
19/04; B01L 2300/0825; B01L 3/5023;  
B01L 3/5029; C12M 1/30; G01N 33/5302

See application file for complete search history.

(56) **References Cited**

**U.S. PATENT DOCUMENTS**

2,835,246 A \* 5/1958 Boettger ..... A61B 10/0096  
600/570  
D350,851 S \* 9/1994 Spence, Jr. .... D24/200  
6,514,224 B1 \* 2/2003 Anaplotis ..... A61B 10/00  
206/209  
D772,398 S \* 11/2016 Triva ..... D24/119  
D818,577 S \* 5/2018 Melendez ..... D24/119

D818,589 S \* 5/2018 Black ..... D24/147  
D927,684 S \* 8/2021 Cooper ..... D24/119  
2015/0196150 A1 \* 7/2015 Chang ..... A46B 5/0025  
30/122  
2020/0268556 A1 \* 8/2020 Siljkovic ..... A61F 11/006

**FOREIGN PATENT DOCUMENTS**

CN 305778526 \* 9/2019

**OTHER PUBLICATIONS**

Q-Grips Earwax Remover Silicone Ear-Wax-Removal-Tool, first available Jun. 11, 2020, amazon.com, [online], [site visited Oct. 29, 2021], Available from internet URL: [https://www.amazon.com/dp/B08BFBJVCF/ref=sspa\\_dk\\_detail\\_1?psc=1&pd\\_rd\\_i=B08BFBJVCF&pd\\_rd\\_w=kaqUi&pf\\_rd\\_p=9fd3ea7c-b77c-42ac-b43%E2%80%A6](https://www.amazon.com/dp/B08BFBJVCF/ref=sspa_dk_detail_1?psc=1&pd_rd_i=B08BFBJVCF&pd_rd_w=kaqUi&pf_rd_p=9fd3ea7c-b77c-42ac-b43%E2%80%A6) (Year: 2020).\*

Premium Q Grips Ear Wax Removal Silicone Ear Cleaner, first available Mar. 7, 2021, amazon.com, [online], [site visited Oct. 29, 2021], Available from internet URL: [https://www.amazon.com/dp/B08Y7NJZ5G/ref=sspa\\_dk\\_detail\\_4?psc=1&pf\\_rd\\_p=9fd3ea7c-b77c-42ac-b43b-c872d3f37c38&pd\\_rd\\_wg=GxUrf&pf\\_rd\\_wg%E2%80%A6](https://www.amazon.com/dp/B08Y7NJZ5G/ref=sspa_dk_detail_4?psc=1&pf_rd_p=9fd3ea7c-b77c-42ac-b43b-c872d3f37c38&pd_rd_wg=GxUrf&pf_rd_wg%E2%80%A6) (Year: 2021).\*

(Continued)

*Primary Examiner* — Samantha Q Lawrence

*Assistant Examiner* — Holly M Rodriguez

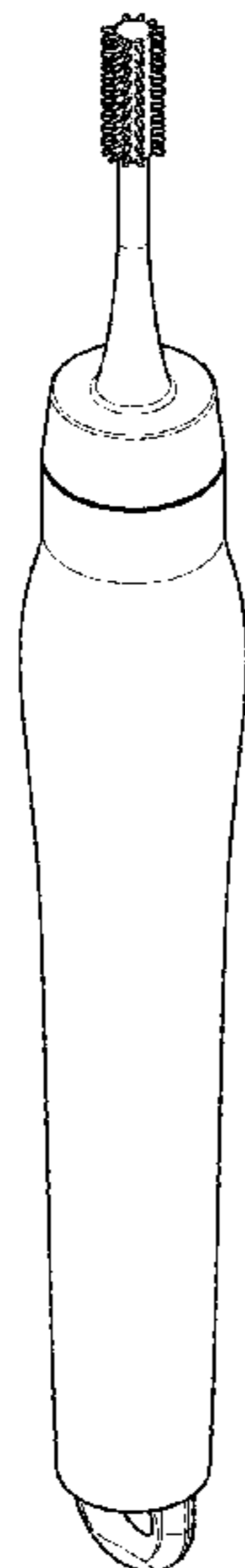
(57) **CLAIM**

The ornamental design for an ear cleaner, as shown and described.

**DESCRIPTION**

FIG. 1 is a perspective view of an ear cleaner;  
FIG. 2 is a front elevational view thereof;  
FIG. 3 is a rear elevational view thereof;  
FIG. 4 is a left side elevational view thereof;  
FIG. 5 is a right side elevational view thereof;  
FIG. 6 is a top plan view thereof; and,  
FIG. 7 is a bottom plan view of the ear cleaner.

**1 Claim, 7 Drawing Sheets**



(56)

**References Cited**

OTHER PUBLICATIONS

HSAJS Upgraded Ear Wax Cleaners, first available Apr. 8, 2021, amazon.co.uk, [online], [site visited Oct. 29, 2021], Available from internet URL: [https://www.amazon.co.uk/dp/B0922FWF1M/ref=sspa\\_dk\\_detail\\_1?pd\\_rd\\_w=3qjXX&pf\\_rd\\_p=828203ef-618e-4303-a028-460d6b615038&pd\\_rd\\_wg=pyeif&pf\\_rd\\_r=4DXYFEAVQF99RD76SHG](https://www.amazon.co.uk/dp/B0922FWF1M/ref=sspa_dk_detail_1?pd_rd_w=3qjXX&pf_rd_p=828203ef-618e-4303-a028-460d6b615038&pd_rd_wg=pyeif&pf_rd_r=4DXYFEAVQF99RD76SHG) (Year: 2021).\*

Utoy Earwax Removal Tools, first available Jan. 16, 2021, amazon.com, [online], [site visited Oct. 29, 2021], Available from internet URL: [https://www.amazon.com/dp/B08T79MY7F/ref=sspa\\_dk\\_detail\\_2?psc=1](https://www.amazon.com/dp/B08T79MY7F/ref=sspa_dk_detail_2?psc=1) (Year: 2021).\*

\* cited by examiner

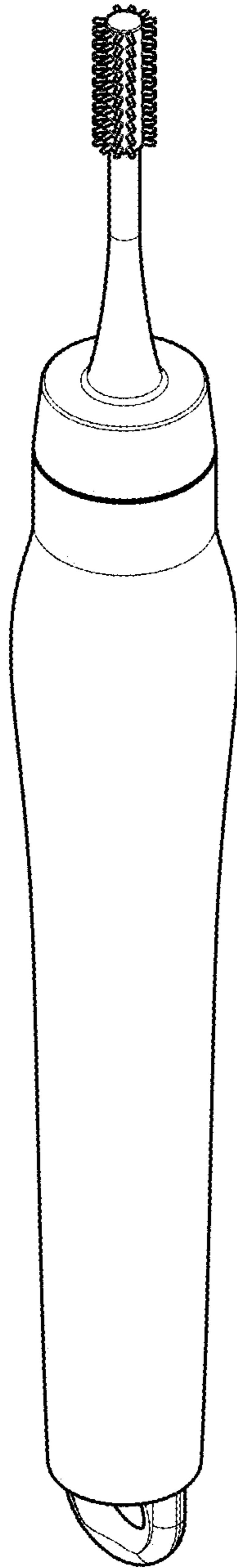


FIG. 1

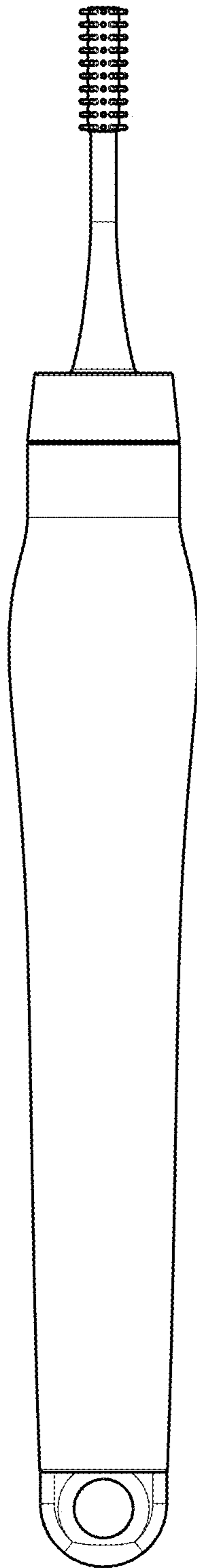


FIG.2

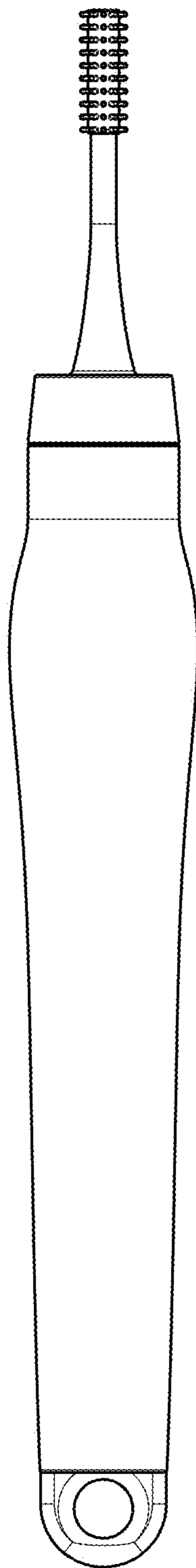


FIG.3

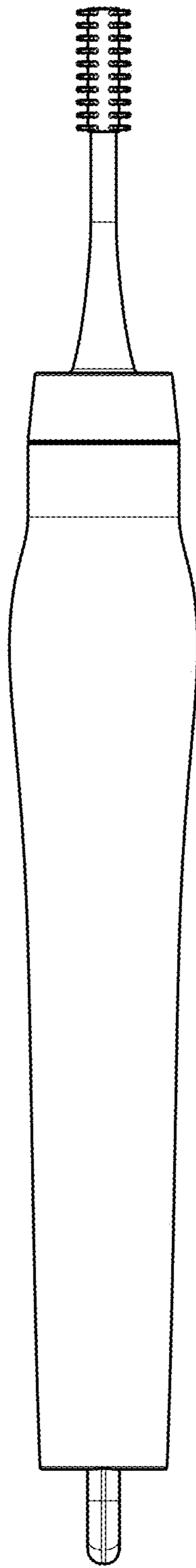


FIG.4

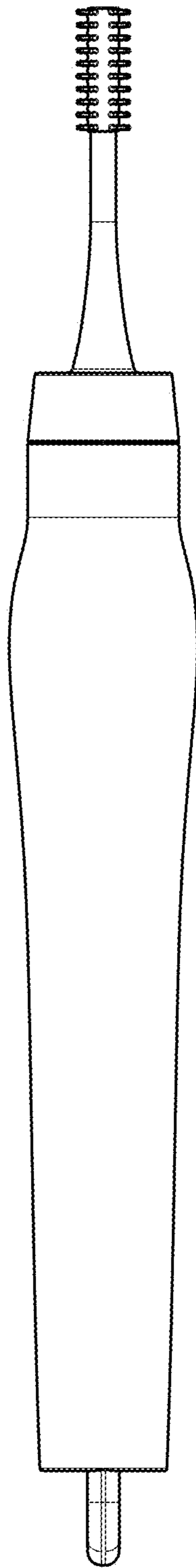


FIG.5

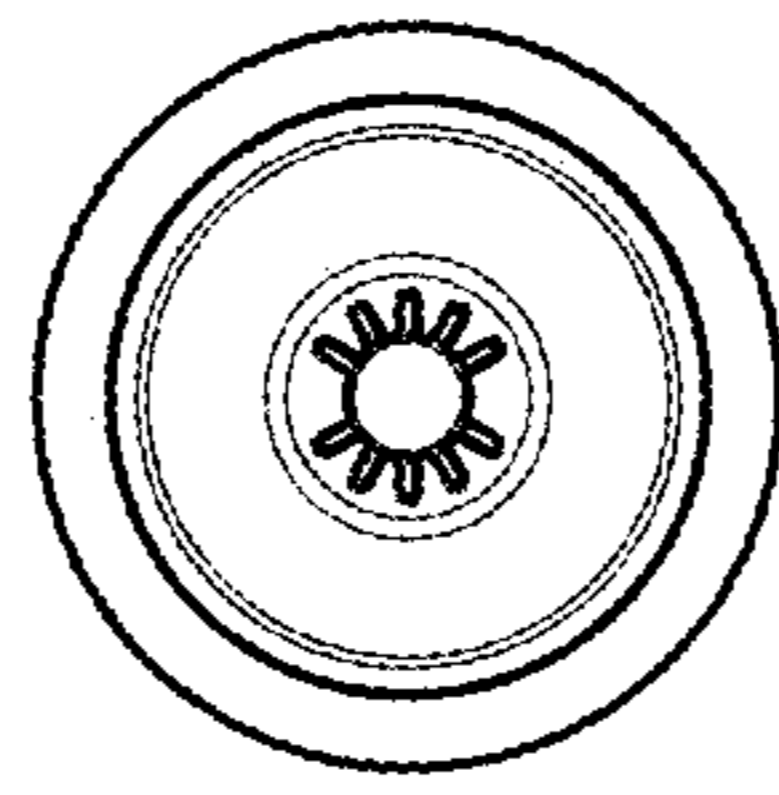


FIG.6



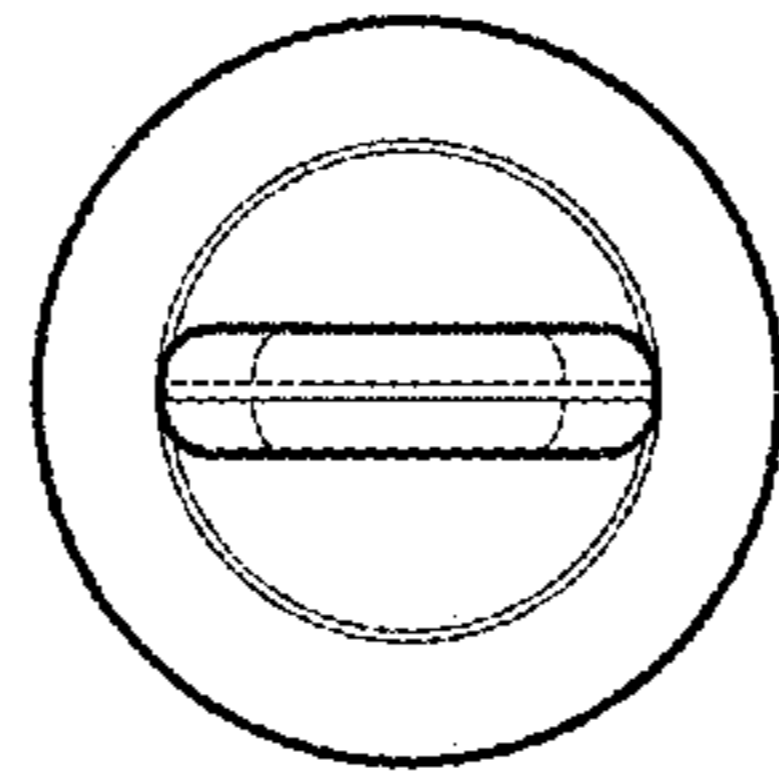


FIG.7