



US00D944961S

(12) **United States Design Patent** (10) **Patent No.:** **US D944,961 S**
Ye (45) **Date of Patent:** **** Mar. 1, 2022**

- (54) **AROMA DIFFUSER**
- (71) Applicant: **Ningbo Grandlink Import and Export Co., Ltd., Zhejiang (CN)**
- (72) Inventor: **Xiaoxiong Ye, Ningbo (CN)**
- (73) Assignee: **Ningbo Grandlink Import and Export Co., Ltd, Ningbo (CN)**
- (**) Term: **15 Years**
- (21) Appl. No.: **29/723,919**
- (22) Filed: **Feb. 12, 2020**
- (30) **Foreign Application Priority Data**
Nov. 20, 2019 (CN) 201930646159.4
- (51) **LOC (13) Cl.** **23-04**
- (52) **U.S. Cl.**
USPC **D23/366**
- (58) **Field of Classification Search**
USPC D23/209, 355, 356, 358, 359, 360, 364,
D23/365, 366, 367; D99/5; D7/603
CPC . A61L 9/03; A61L 9/012; A61L 9/015; A61L
9/037; F41J 1/01
See application file for complete search history.

D906,501 S *	12/2020	Lim	D23/364
D913,475 S *	3/2021	Wu	D23/366
2012/0181350 A1 *	7/2012	Snider	A61L 9/048 239/34
2015/0130089 A1 *	5/2015	Westphal	A01M 1/2027 261/30

- (56) **References Cited**
U.S. PATENT DOCUMENTS
9,833,533 B2 * 12/2017 Baranowski A61L 9/14
D831,814 S * 10/2018 Lo D23/366
D864,371 S * 10/2019 Chen D23/366
D869,629 S * 12/2019 Li D23/366
D873,403 S * 1/2020 Brandenburg D23/366
D881,365 S * 4/2020 Meeker D23/366
D882,056 S * 4/2020 Baillie D23/364
D886,272 S * 6/2020 Yang D23/364
D900,989 S * 11/2020 Liu D23/356
D903,079 S * 11/2020 Morton D23/366
D905,049 S * 12/2020 Lu D14/314
D905,841 S * 12/2020 Cao D23/364

OTHER PUBLICATIONS

Dekugaa Essential Oil Diffuser [Jul. 12, 2021] found online [Jul. 12, 2021]—https://www.amazon.com/Essential-Diffusers-Ultrasonic-Humidifier-Aromatherapy/dp/B08GX7TC71/ref=sr_1_76?dchild=1&keywords=aroma+diffuser&qid=1626109467&s=hpc&sr=1-76.*

* cited by examiner

Primary Examiner — John A Voytek
(74) *Attorney, Agent, or Firm* — Dragon Sun Law Firm, PC; Jinggao Li, Esq.

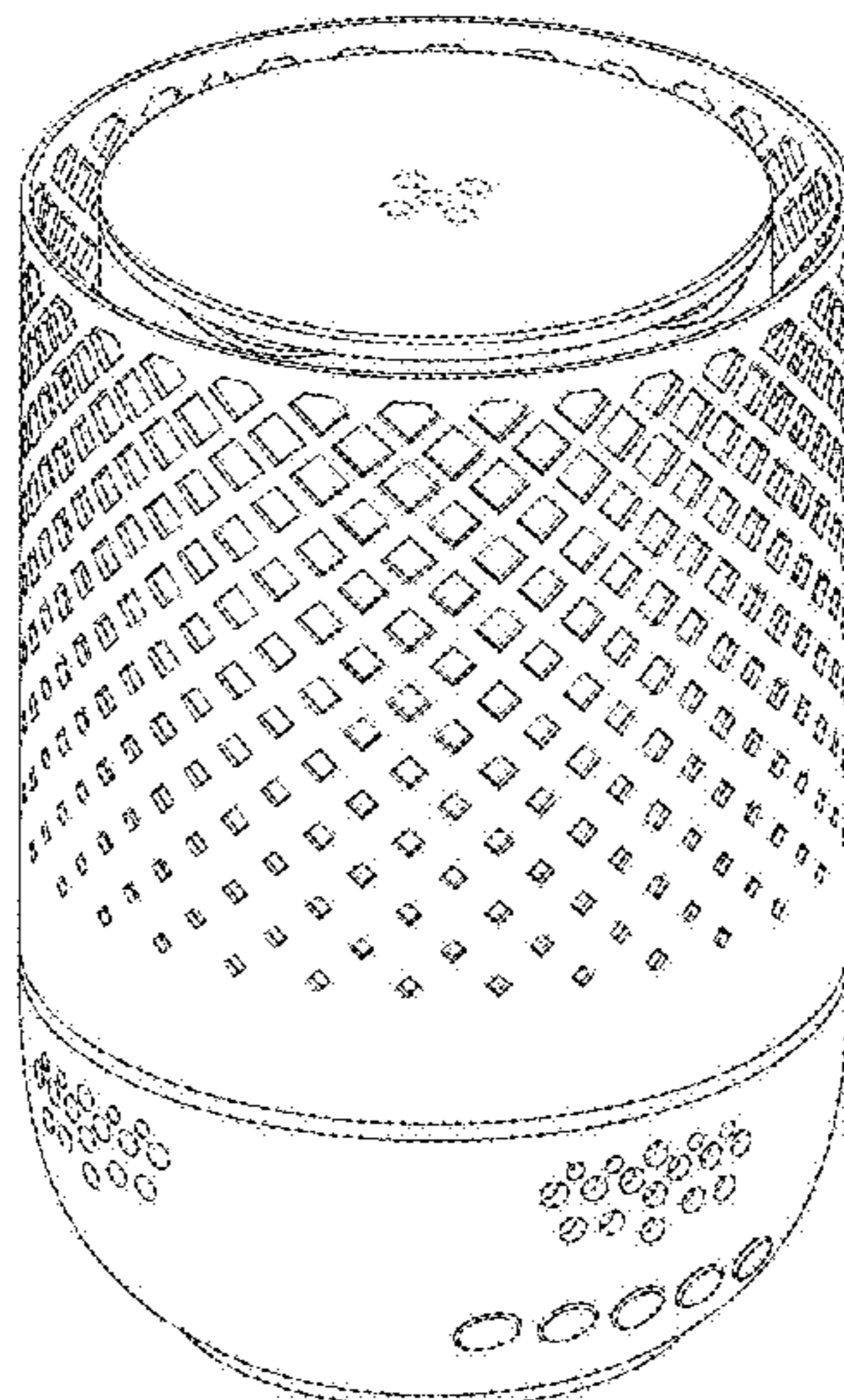
(57) **CLAIM**

The ornamental design for an aroma diffuser, as shown and described.

DESCRIPTION

FIG. 1 is a front view of an ornamental design for an aroma diffuser showing our new design;
FIG. 2 is a rear view of an ornamental design for the aroma diffuser;
FIG. 3 is a left side view of an ornamental design for the aroma diffuser;
FIG. 4 is a right side view of an ornamental design for the aroma diffuser;
FIG. 5 is a plan view of an ornamental design for the aroma diffuser;
FIG. 6 is a bottom view of an ornamental design for the aroma diffuser; and,
FIG. 7 is a perspective view of an ornamental design for the aroma diffuser.
The broken lines in the drawings illustrate portions of the aroma diffuser which form no part of the claimed design.

1 Claim, 7 Drawing Sheets






FIG. 1




FIG. 2




FIG. 3




FIG. 4

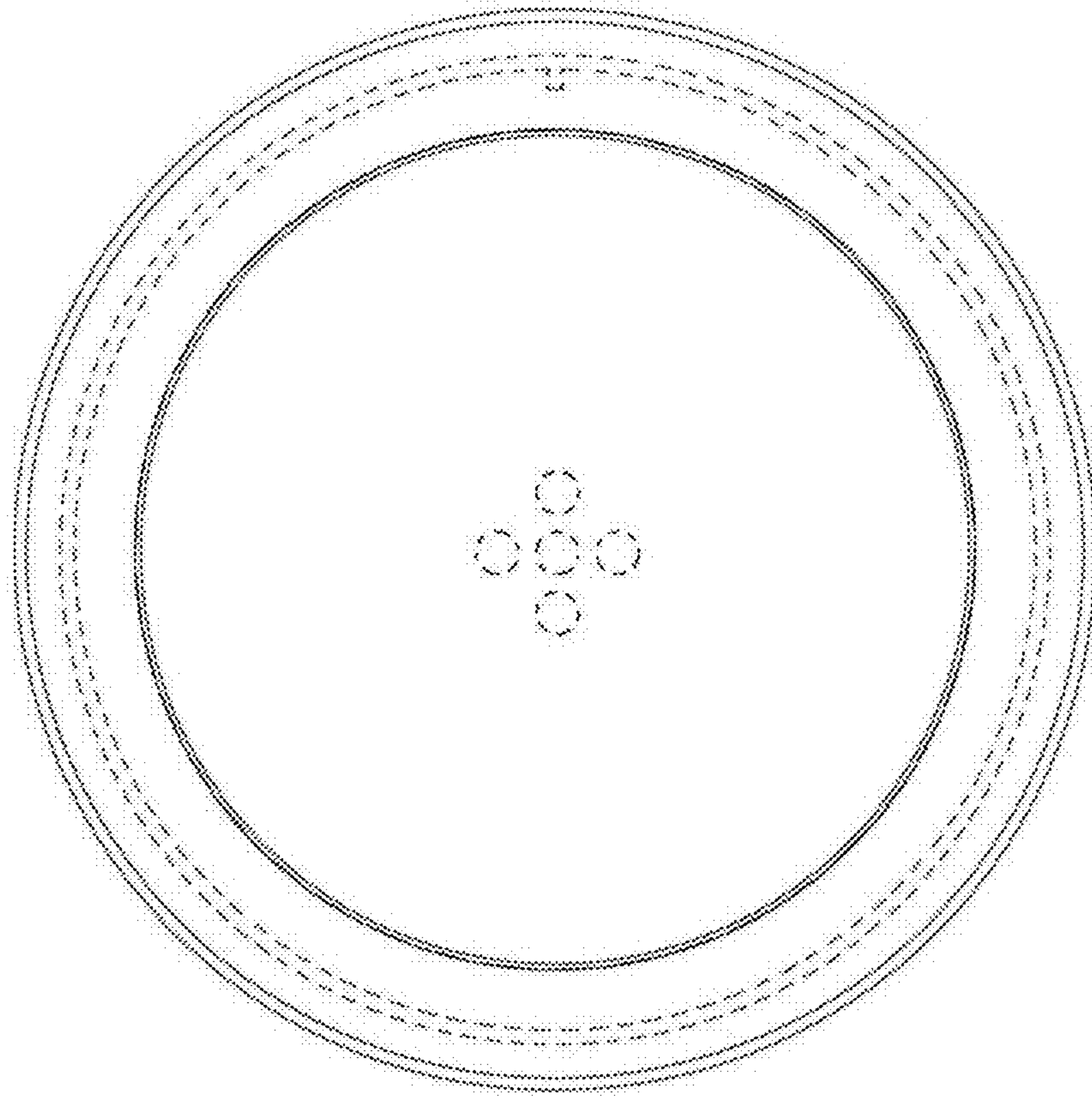


FIG. 5

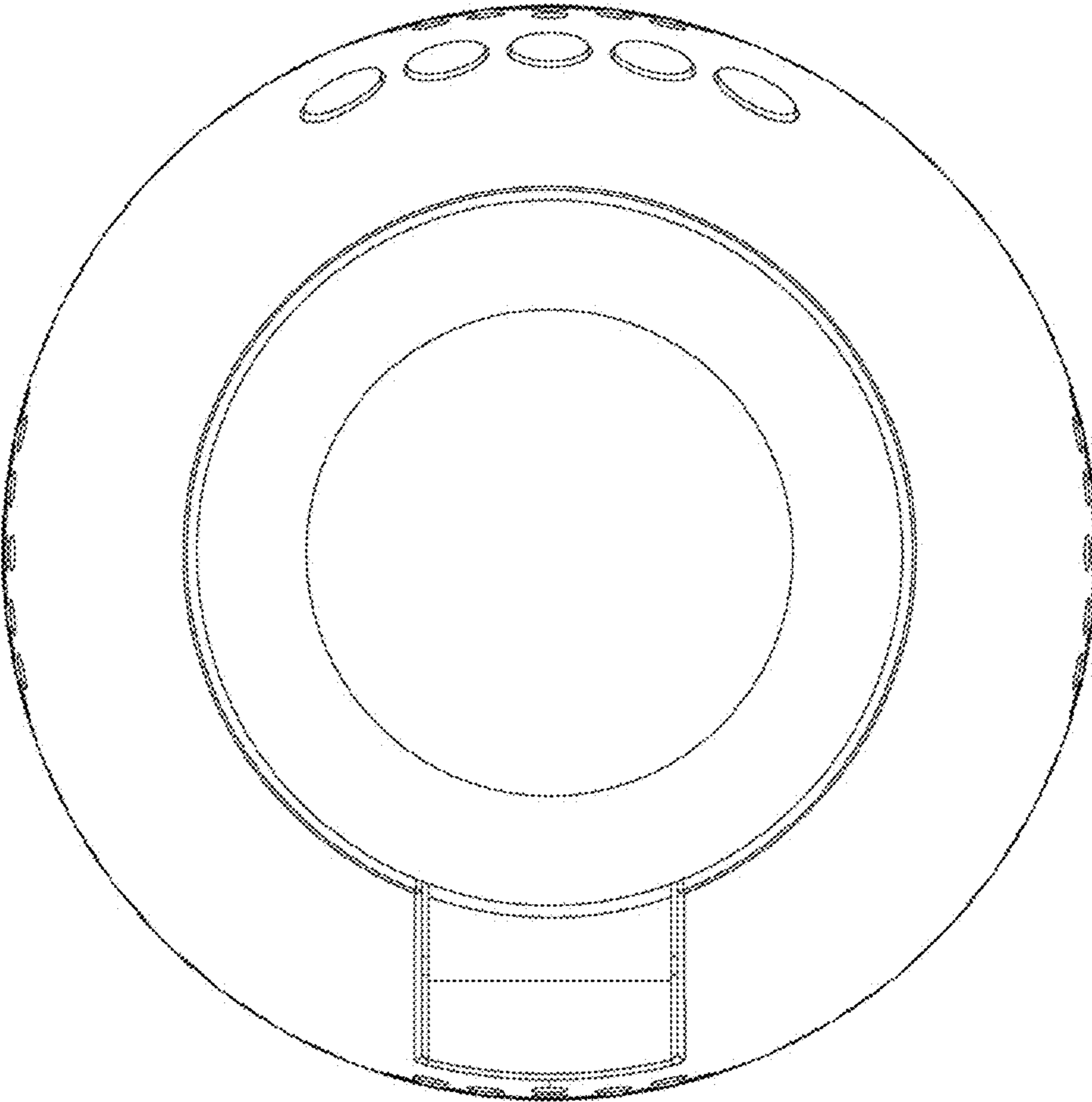


FIG. 6

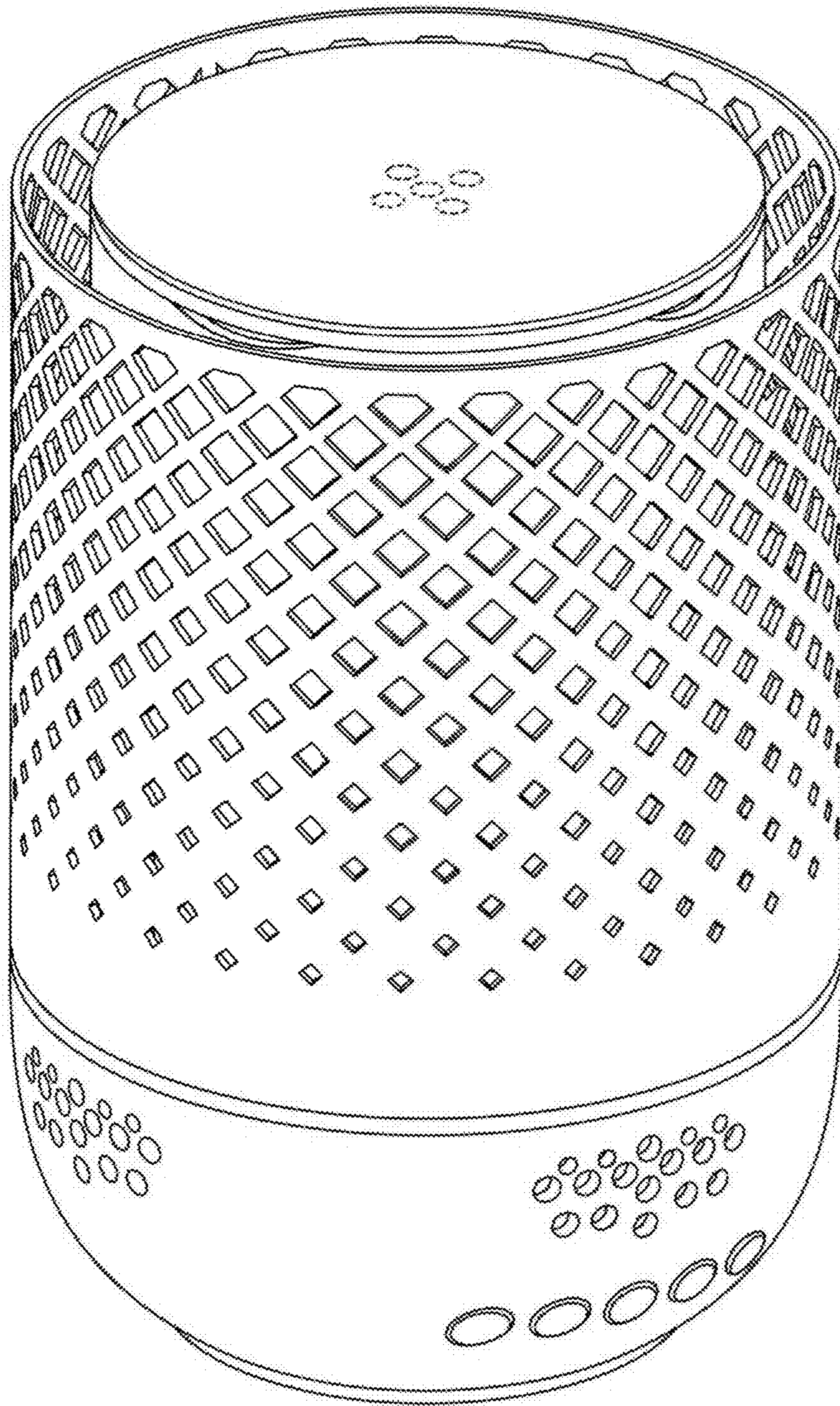


FIG. 7