



US00D944914S

(12) **United States Design Patent**
Köhler

(10) **Patent No.:** **US D944,914 S**

(45) **Date of Patent:** **** Mar. 1, 2022**

- (54) **CLIMBING STRUCTURE**
- (71) Applicant: **BERLINER SEILFABRIK GMBH & CO.**, Berlin (DE)
- (72) Inventor: **Karl-Heinz Köhler**, Berlin (DE)
- (73) Assignee: **BERLINER SEILFABRIK GMBH & CO.**, Berlin (DE)
- (**) Term: **15 Years**
- (21) Appl. No.: **29/726,479**
- (22) Filed: **Mar. 3, 2020**
- (51) **LOC (13) Cl.** **21-03**
- (52) **U.S. Cl.**
USPC **D21/826**
- (58) **Field of Classification Search**
USPC D21/811, 814, 826-833
CPC A63B 9/00; A63B 2009/004; A63B 2009/006; A63B 2009/002; A63B 2208/12; A63B 17/00
See application file for complete search history.

6,264,202	B1 *	7/2001	Briggs	A63F 9/02	273/394
D472,954	S *	4/2003	Kohler	D21/826	
D498,282	S *	11/2004	Gertschen	D21/826	
D531,692	S *	11/2006	Kvistad	D21/827	
D615,607	S *	5/2010	Hwang	D21/826	
D620,066	S *	7/2010	Kohler	D21/826	
D628,668	S *	12/2010	Kilgriff	D21/826	
D632,355	S *	2/2011	Kohler	D21/826	
8,257,088	B1 *	9/2012	Askins	A63B 21/0414	434/247
D729,334	S *	5/2015	Scott	D21/826	
D731,611	S *	6/2015	Klein	D21/826	
D807,978	S *	1/2018	Keller	D21/814	
D809,619	S *	2/2018	Jackson	D21/826	
D814,589	S *	4/2018	Eroglu	D21/826	
D825,703	S *	8/2018	Eroglu	D21/826	
D832,968	S *	11/2018	Martin	D21/826	
D833,557	S *	11/2018	Jeffrey	D21/814	
D916,996	S *	4/2021	Scott	D21/826	
D916,997	S *	4/2021	Scott	D21/827	
2004/0116254	A1 *	6/2004	Kohler	A63B 9/00	482/35
2007/0275828	A1 *	11/2007	Kohler	A63B 9/00	482/35
2008/0210799	A1 *	9/2008	Koehler	F16G 11/12	242/147 R

(Continued)

Primary Examiner — Mitchell I. Siegel
(74) *Attorney, Agent, or Firm* — Norris McLaughlin, P.A.

(56) **References Cited**

U.S. PATENT DOCUMENTS

3,008,711	A *	11/1961	Dillon	A63B 9/00	482/36
3,120,955	A *	2/1964	Carlin	A63B 9/00	482/36
3,970,301	A *	7/1976	Lehmann	A63B 9/00	482/35
D343,670	S *	1/1994	Petersheim	D21/826	
5,330,400	A *	7/1994	Huberman	A63B 9/00	482/121
5,554,074	A *	9/1996	Von Parrish	A63B 9/00	472/116
5,853,332	A *	12/1998	Briggs	A63F 9/02	472/128

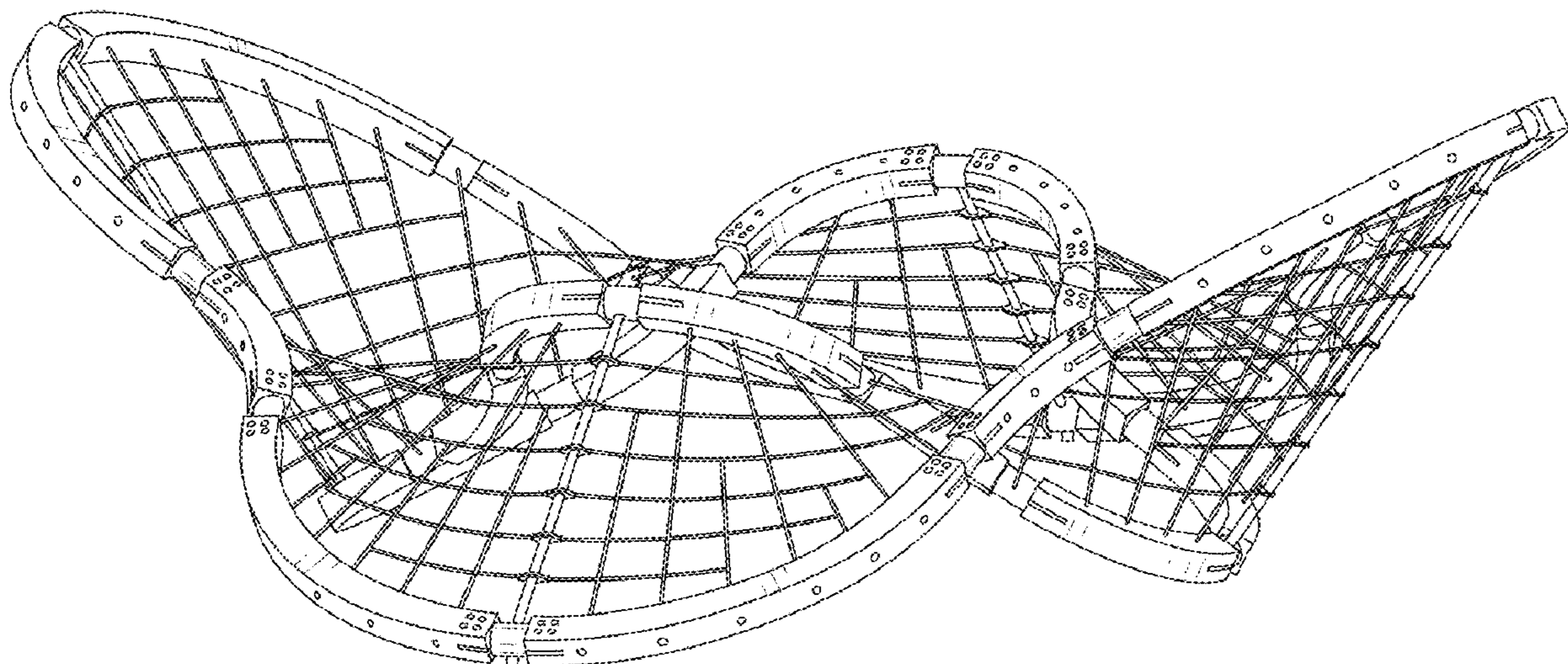
(57) **CLAIM**

The original design for a climbing structure, as shown and described.

DESCRIPTION

FIG. 1 is a perspective view of our climbing structure; FIG. 2 is a top plan view; FIG. 3 is a front elevational view; and, FIG. 4 is a side elevational view.

1 Claim, 4 Drawing Sheets



(56)

References Cited

U.S. PATENT DOCUMENTS

2009/0131184 A1* 5/2009 Pizmony A63B 9/00
472/106
2018/0028852 A1* 2/2018 Beaver A63B 21/078

* cited by examiner

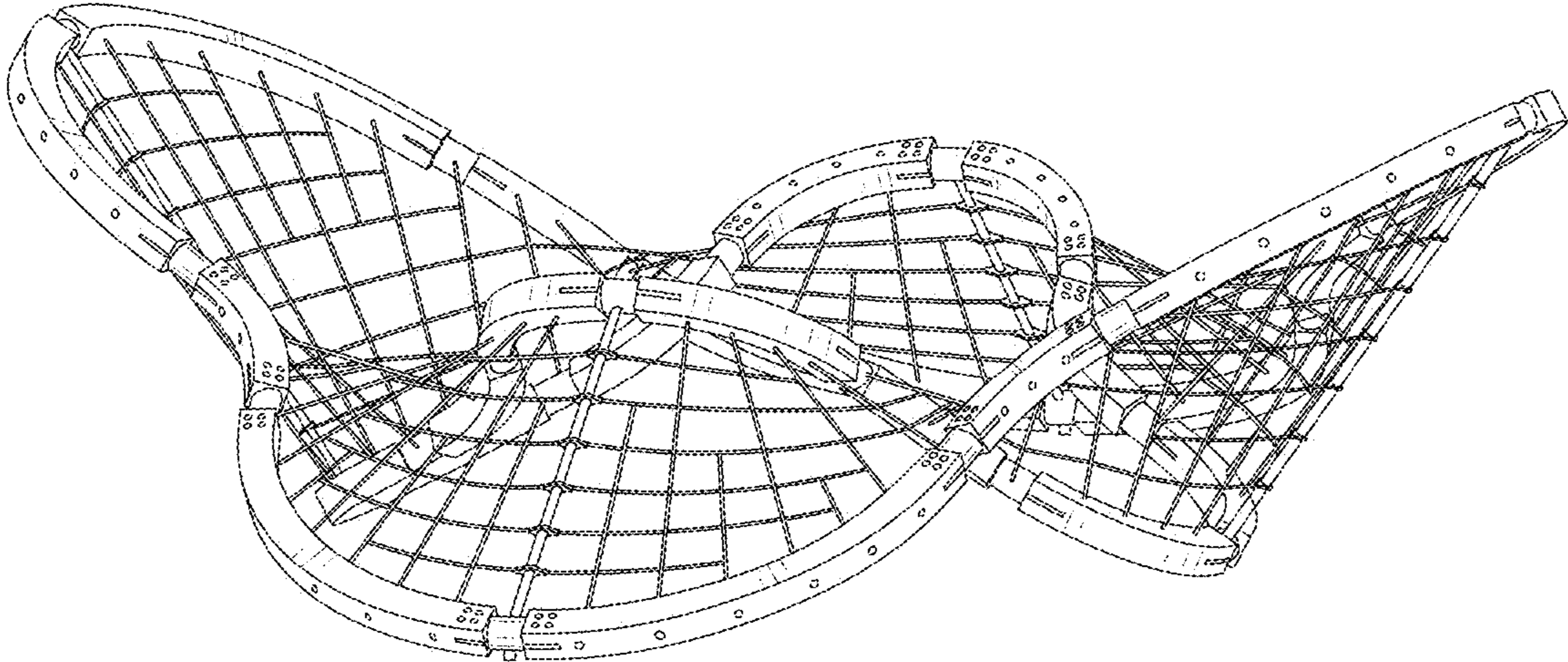


FIG. 1

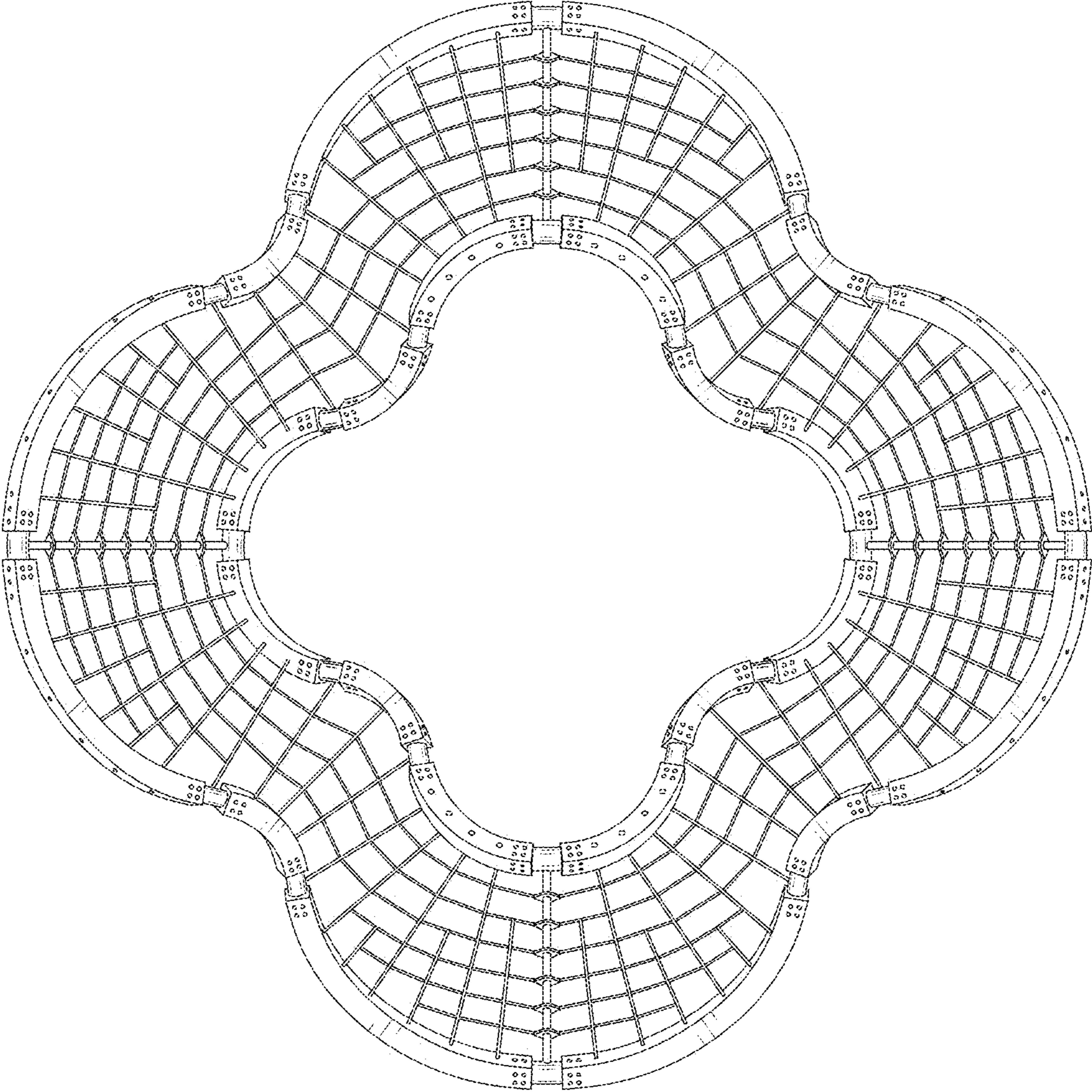


FIG. 2

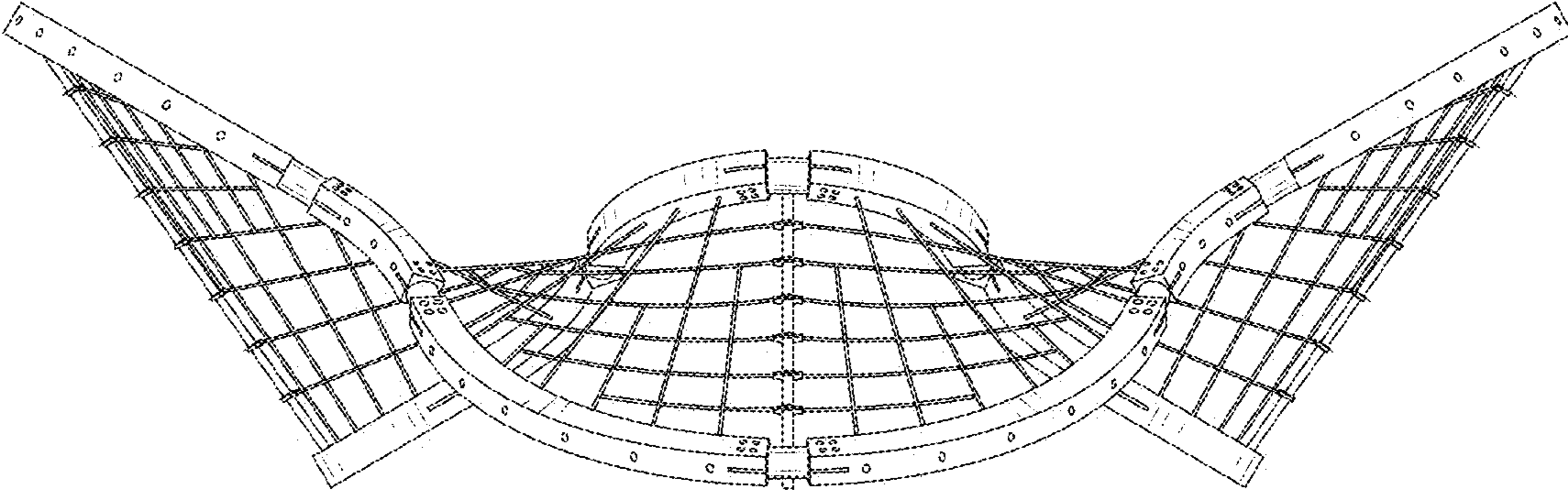


FIG. 3

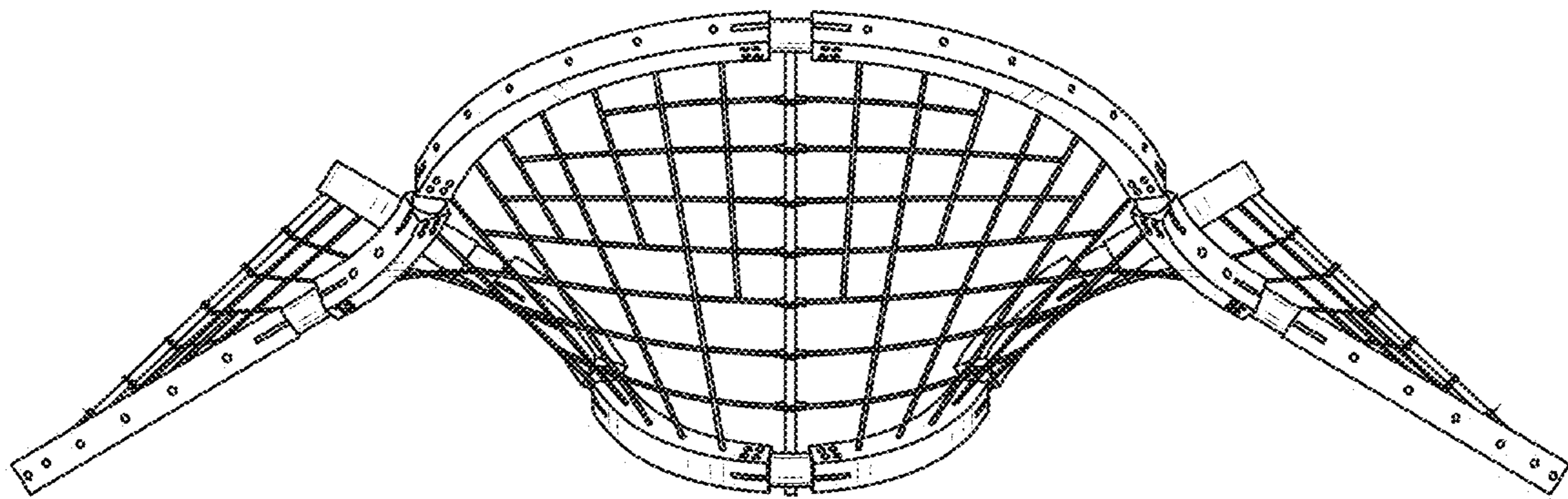


FIG. 4