



US00D944904S

(12) **United States Design Patent**
He et al.

(10) **Patent No.:** **US D944,904 S**
(45) **Date of Patent:** **** Mar. 1, 2022**

(54) **SANDBAG**

OTHER PUBLICATIONS

(71) Applicant: **Shenzhen Thousandshores Technology Co., Ltd.**, Shenzhen (CN)

Sportneer, announced 2019[online], [site visited Aug. 18, 2021]. Available on internet, URL:https://www.youtube.com/watch?v=B7J7OEtdq3p0 (Year: 2019).*

(72) Inventors: **Ding He**, Shenzhen (CN); **Zhi Liu**, Shenzhen (CN)

Prodigen, announced 2019 [online], [site visited Aug. 12, 2021]. Available on internet, URL:https://www.amazon.com/dp/B086MVCSBV/ref=sspa_dk_detail_2?psc=1&pd_rd_i=B086MVCSBV&pd_rd_w=c1bjb&pf_rd_p=5d846283-ed3e-4512-a744-a30f97c5d738&pd_rd_wg=fkNxX&pf_rd_r=11SKXCH15NVQZ5BX3XVS&pd_rd_r=0ffc9429-48e0-45c8-b339-f8d6ba83105a&spLa=ZW5jcnlwdGVkUXVhbGlmaWVyPUEzNFo3NU4yTUxORkdNJmVuY3J5cHRIZEikPUEwNDIzMzMTIOSTNXNEpNNTITSSZlbnNyeXB0ZWRBZEikPUEwNDgxODI4S UREUkNEWUIxWkNlJndpZGldE5hbWU9c3BfZGV0YWIsX3R oZW1hdGljJmFjdGlvbj1jbGlja1JIZGlyZWNoJmRvTm90TG9nQ2 xpY2s9dHJlZQ== (Year: 2019).*

(**) Term: **15 Years**

(21) Appl. No.: **29/734,476**

(22) Filed: **May 13, 2020**

(51) **LOC (13) Cl.** **21-02**

(52) **U.S. Cl.**
USPC **D21/683**

(58) **Field of Classification Search**
USPC D21/662, 680, 681, 682, 683, 798;
D3/251, 252, 271.1, 285, 289, 301, 323,
D3/229, 232, 233, 254, 269, 273, 316,
D3/327

See application file for complete search history.

* cited by examiner

Primary Examiner — Khawaja Anwar
Assistant Examiner — Julice Seung Eun Oum

(56) **References Cited**

(57) **CLAIM**

The ornamental design for a sandbag, as shown and described.

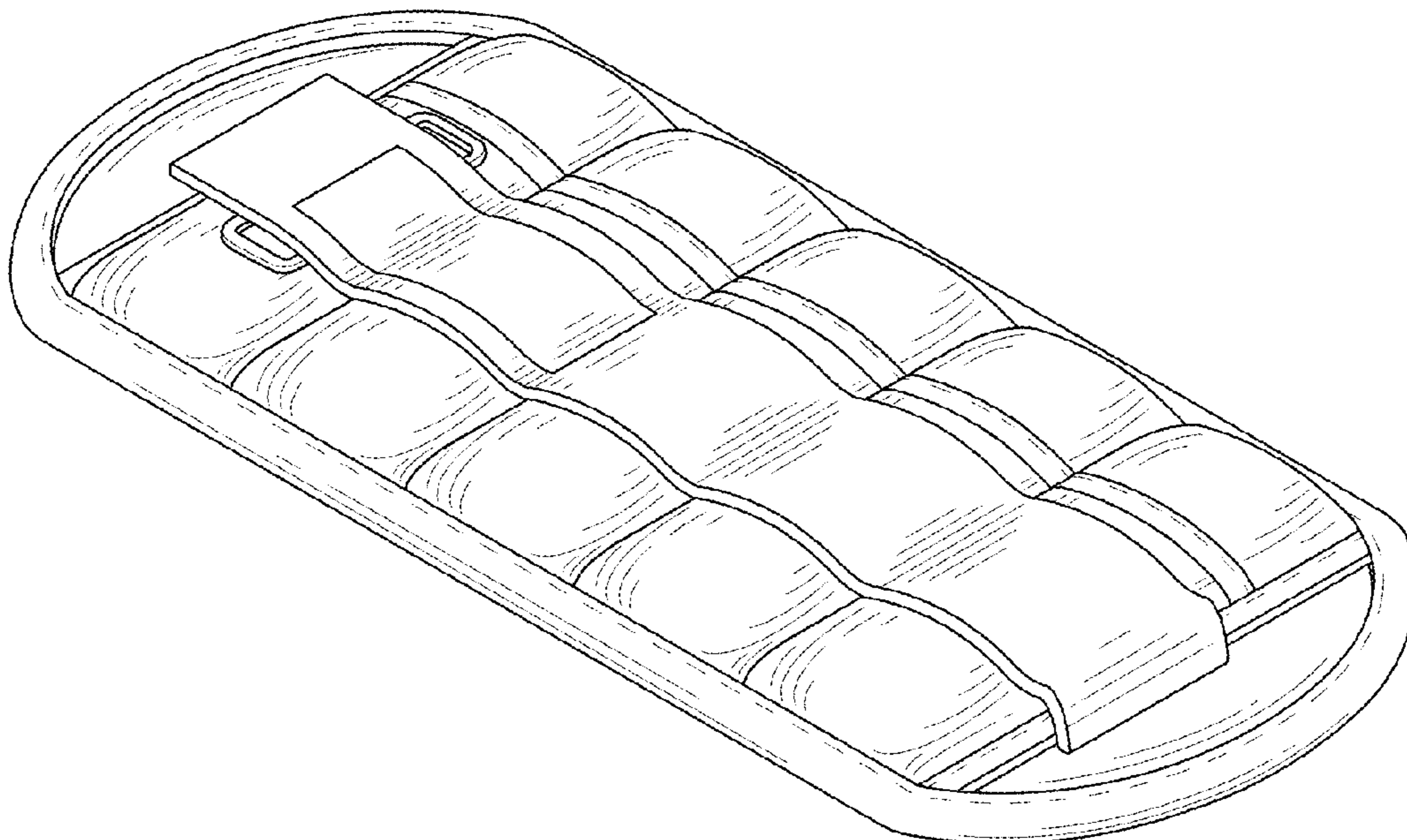
U.S. PATENT DOCUMENTS

D407,785 S *	4/1999	Scheurer	D21/809
D438,628 S *	3/2001	Yen	D24/206
D557,347 S *	12/2007	Nishimoto	D14/496
D629,914 S *	12/2010	Hunter	D24/207
D645,910 S *	9/2011	Foster	D21/333
D685,440 S *	7/2013	Tuttle	D21/680
D745,938 S *	12/2015	Joslin	A63B 21/4037
				D21/662
D875,261 S *	2/2020	Liu	D24/190
D915,076 S *	4/2021	Yue	D3/327
D934,099 S *	10/2021	Qin	D11/3
2004/0014571 A1 *	1/2004	Haynes	A63B 21/0004
				482/142
2008/0202073 A1 *	8/2008	Kim	B65D 31/12
				53/455

DESCRIPTION

FIG. 1 is a perspective view of a sandbag showing our new design;
FIG. 2 is a front view thereof;
FIG. 3 is a rear view thereof;
FIG. 4 is a left side view thereof;
FIG. 5 is a right side view thereof;
FIG. 6 is a top plan view thereof; and,
FIG. 7 is a bottom plan view thereof.
The broken lines are representing stitching.

1 Claim, 7 Drawing Sheets



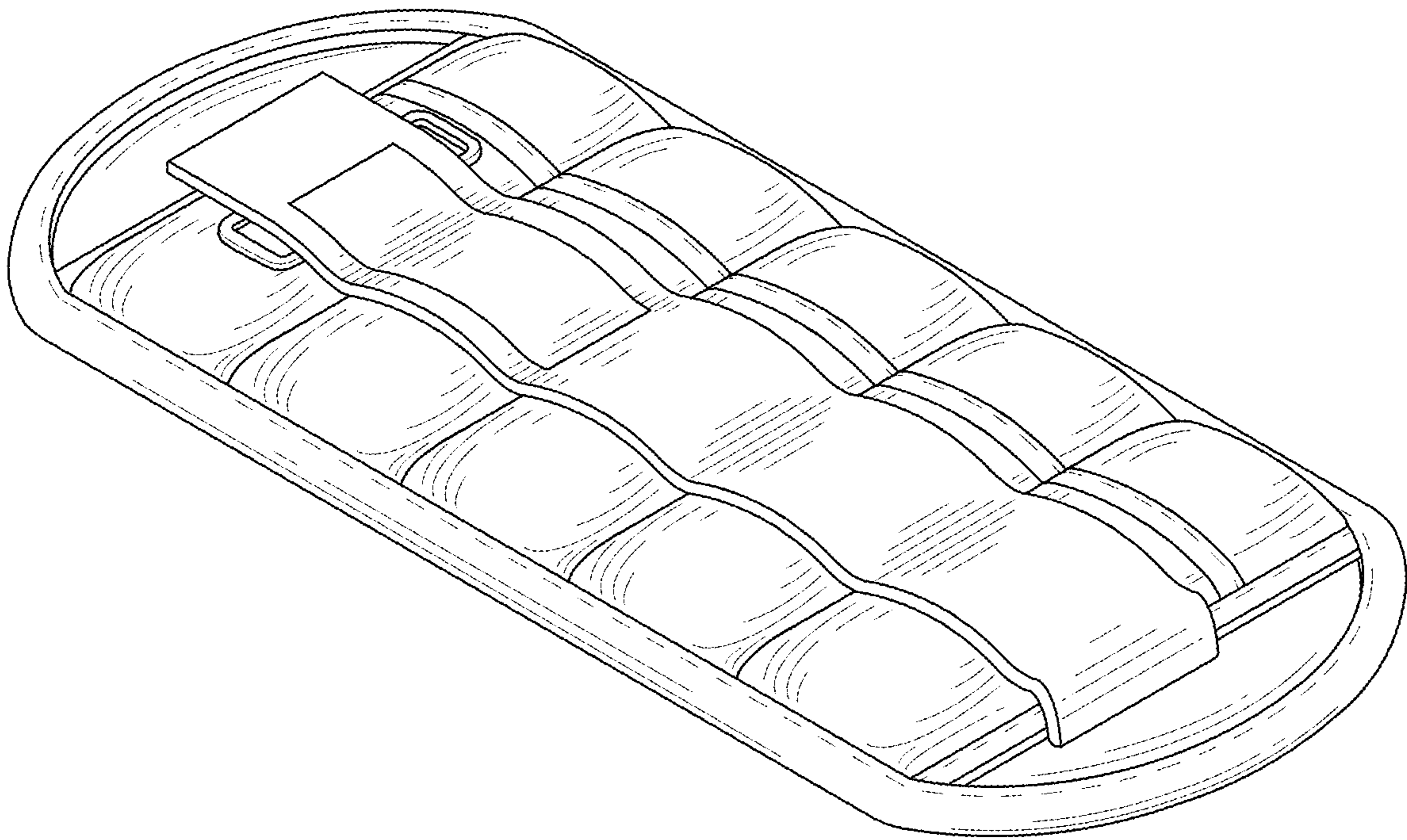


FIG. 1

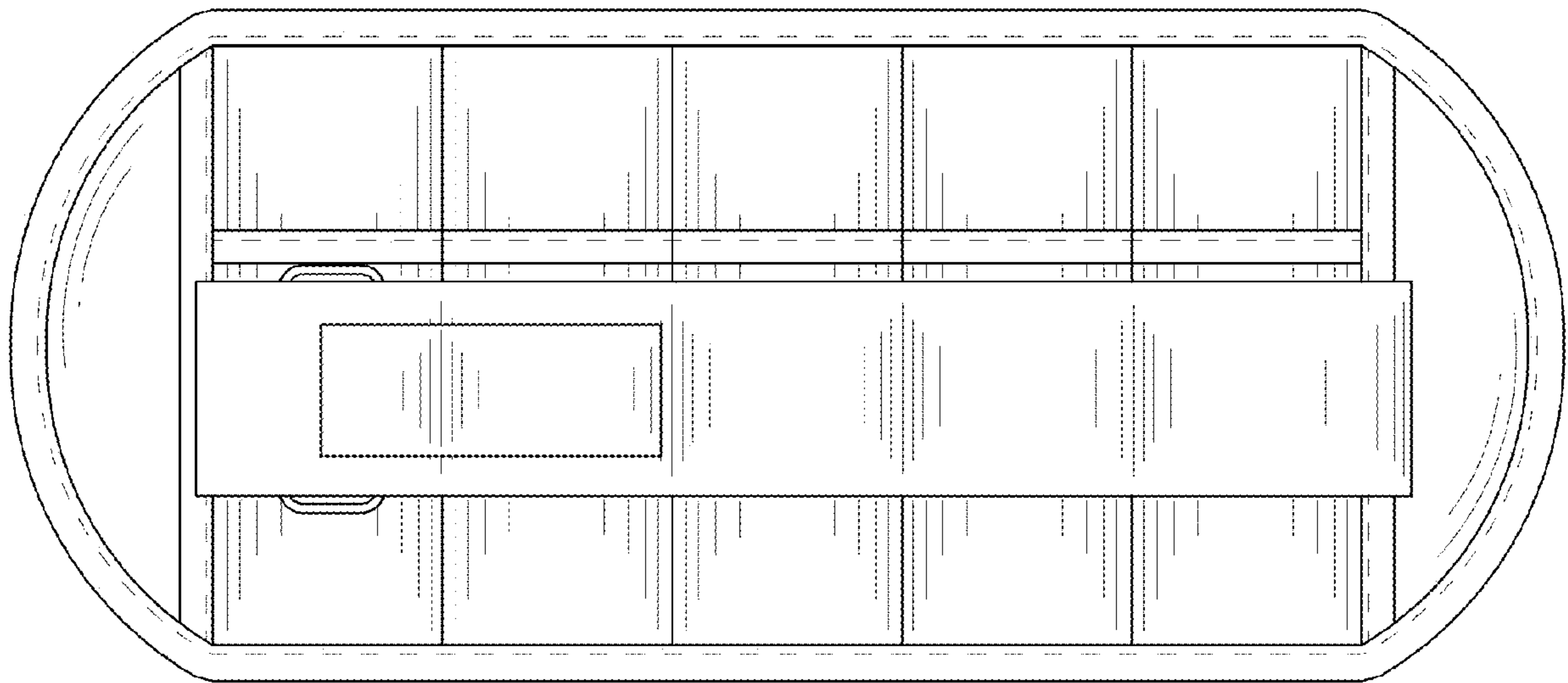


FIG. 2




FIG. 3

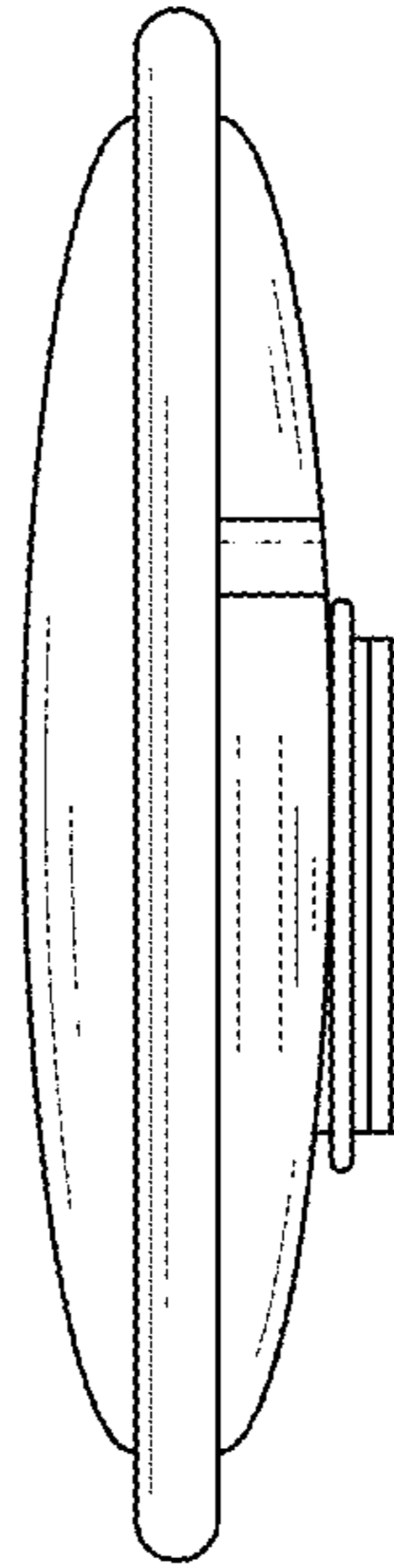


FIG. 4

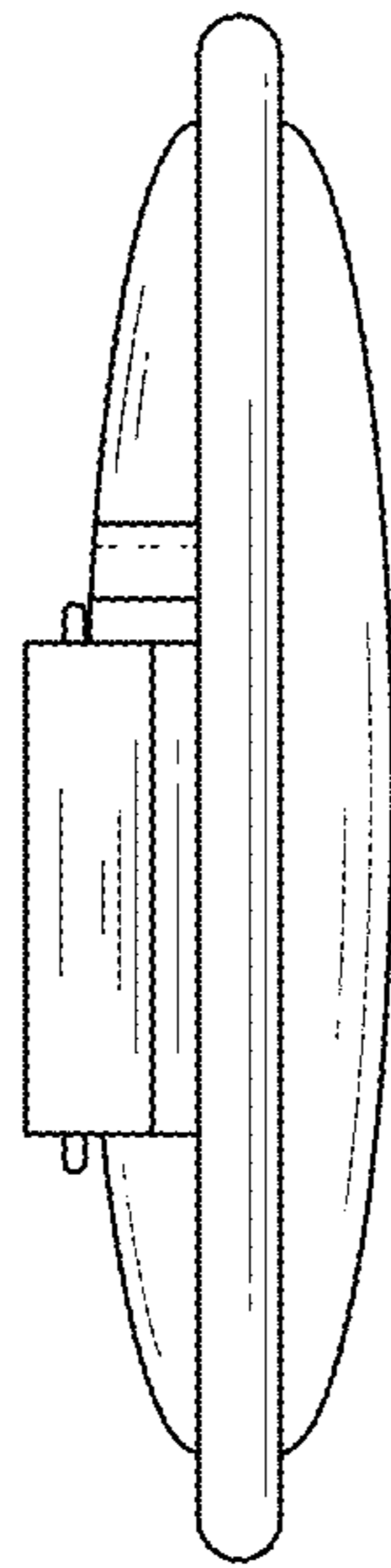


FIG. 5

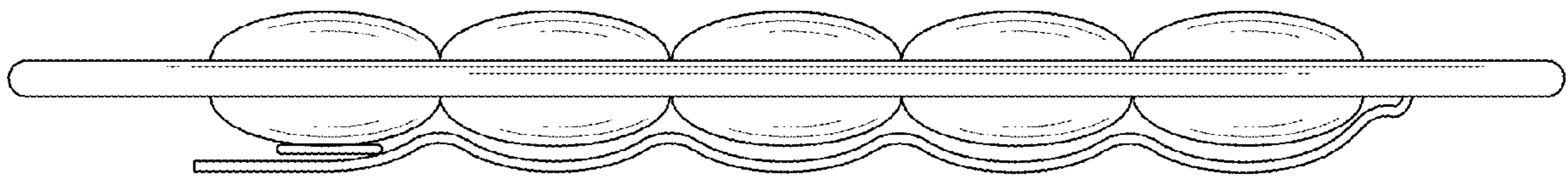


FIG. 6

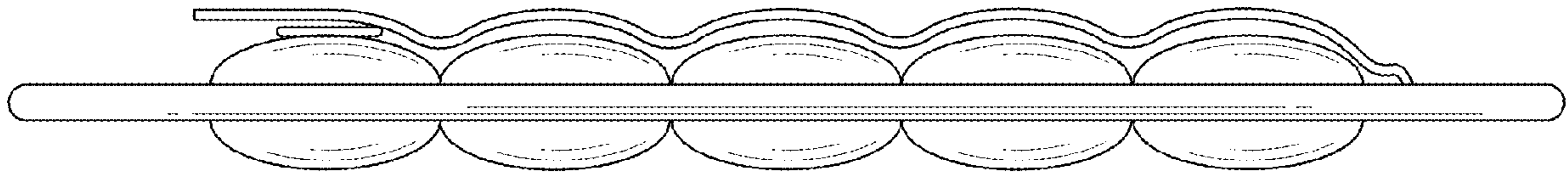


FIG. 7