

US00D944897S

(12) **United States Design Patent**  
**Chen**

(10) **Patent No.:** **US D944,897 S**  
(45) **Date of Patent:** **\*\* Mar. 1, 2022**

(54) **BUBBLE MACHINE**

(71) Applicant: **Wu Chen**, Shantou (CN)

(72) Inventor: **Wu Chen**, Shantou (CN)

(\*\*) Term: **15 Years**

(21) Appl. No.: **29/772,235**

(22) Filed: **Feb. 28, 2021**

(51) **LOC (13) Cl.** ..... **21-01**

(52) **U.S. Cl.**

USPC ..... **D21/401**; D21/611

(58) **Field of Classification Search**

USPC ..... D21/401, 576-661; 446/15-21, 73, 74,  
446/178, 475, 484

CPC ..... A63H 3/003; A63H 3/005; A63H 3/28;  
A63H 13/00; A63H 33/26; A63H 33/28

See application file for complete search history.

(56) **References Cited**

**U.S. PATENT DOCUMENTS**

D155,701 S	*	10/1949	Ganine	.....	D21/611
D630,258 S	*	1/2011	Ivanic	.....	D21/401
D640,753 S	*	6/2011	Ivanic	.....	D21/401
D789,218 S	*	6/2017	Johnson	.....	D10/7
D812,691 S	*	3/2018	Clemmer	.....	D21/302
D863,453 S		10/2019	Xu		
D871,509 S		12/2019	Lo et al.		
2006/0084351 A1	*	4/2006	Wan	.....	A63H 33/28 446/15
2007/0117491 A1	*	5/2007	Thai	.....	A63H 33/28 446/15
2007/0270073 A1	*	11/2007	Thai	.....	A63H 33/28 446/15
2011/0287685 A1	*	11/2011	Lam	.....	A63H 33/28 446/15

**FOREIGN PATENT DOCUMENTS**

CN		301411025	*	12/2010
CN		302021633	*	8/2012

CN		302021641	*	8/2012	
CN		302815954	*	8/2014	
CN		304542541	*	3/2018	
CN		304711726	*	7/2018	
CN		305223278	*	6/2019	
CN		305362615	*	9/2019	
CN		305409025	*	10/2019	
CN		305448020	*	11/2019	
CN		305587458	*	12/2019	
CN		305751736	*	5/2020	
CN		305914077	*	7/2020	
WO		WO-2007149116 A1	*	12/2007	..... A63H 33/28

**OTHER PUBLICATIONS**

WisToyz Bubble Machine Dog Bubble Blower posted by Kevin K. Weaver on Nov. 19, 2019 at: <<https://www.youtube.com/watch?v=5REp0ZBgPI8>> Screen shots :01, :37, :44 [Accessed Jan. 5, 2022] (Year: 2019).\*

\* cited by examiner

*Primary Examiner* — Catherine A Tuttle

(57) **CLAIM**

The ornamental design for a bubble machine, as shown and described.

**DESCRIPTION**

FIG. 1 is a top front perspective view of a bubble machine showing my new design;  
FIG. 2 is a bottom rear perspective view thereof;  
FIG. 3 is a front elevational view thereof;  
FIG. 4 is a rear elevational view thereof;  
FIG. 5 is a left side elevational view thereof;  
FIG. 6 is a right side elevational view thereof;  
FIG. 7 is a top plan view thereof; and,  
FIG. 8 is a bottom plan view thereof.  
The broken lines in the drawings depict portions of the bubble machine that form no part of the claimed design.

**1 Claim, 8 Drawing Sheets**






FIG. 1

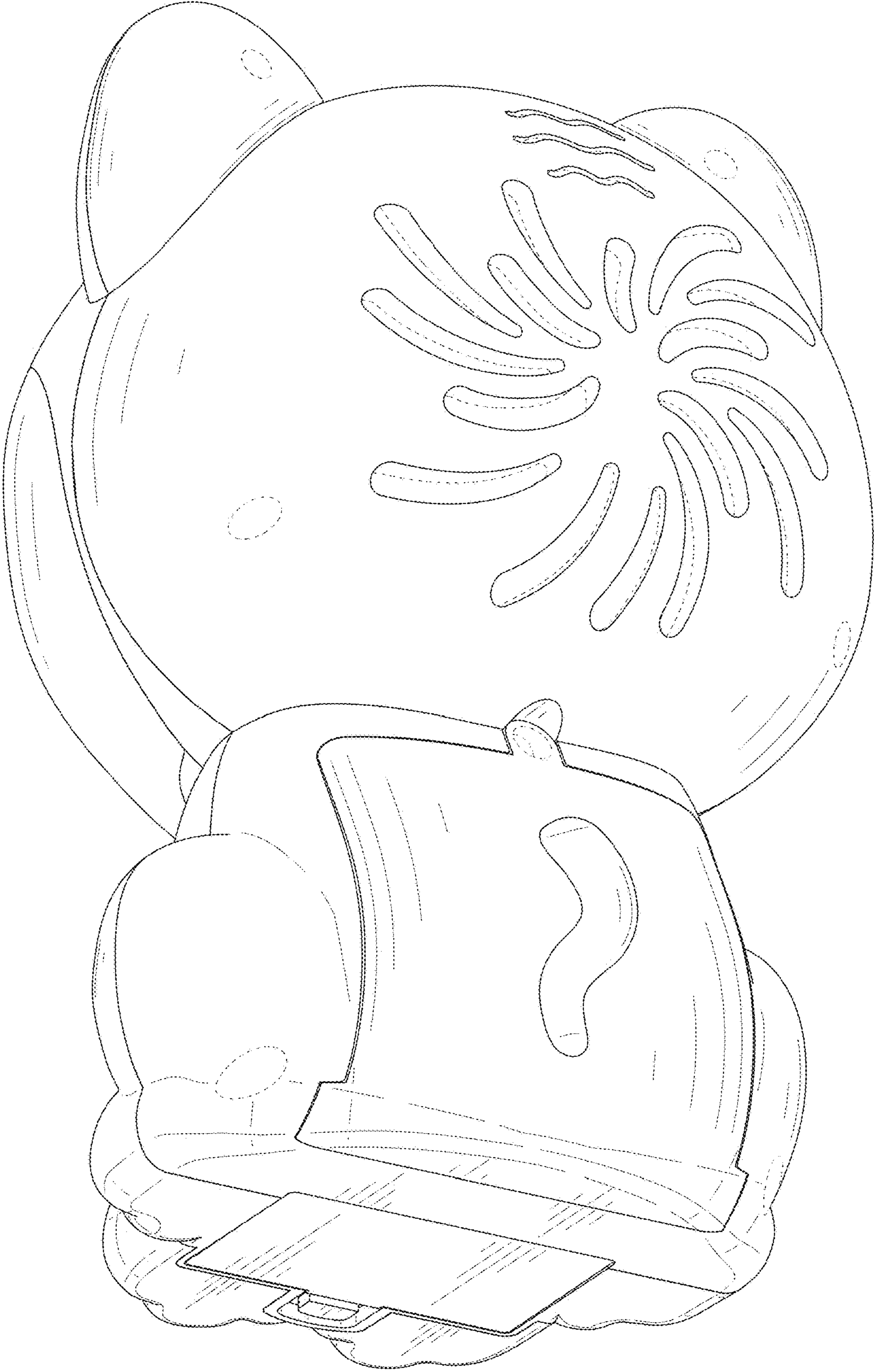


FIG. 2





FIG. 3




FIG. 4

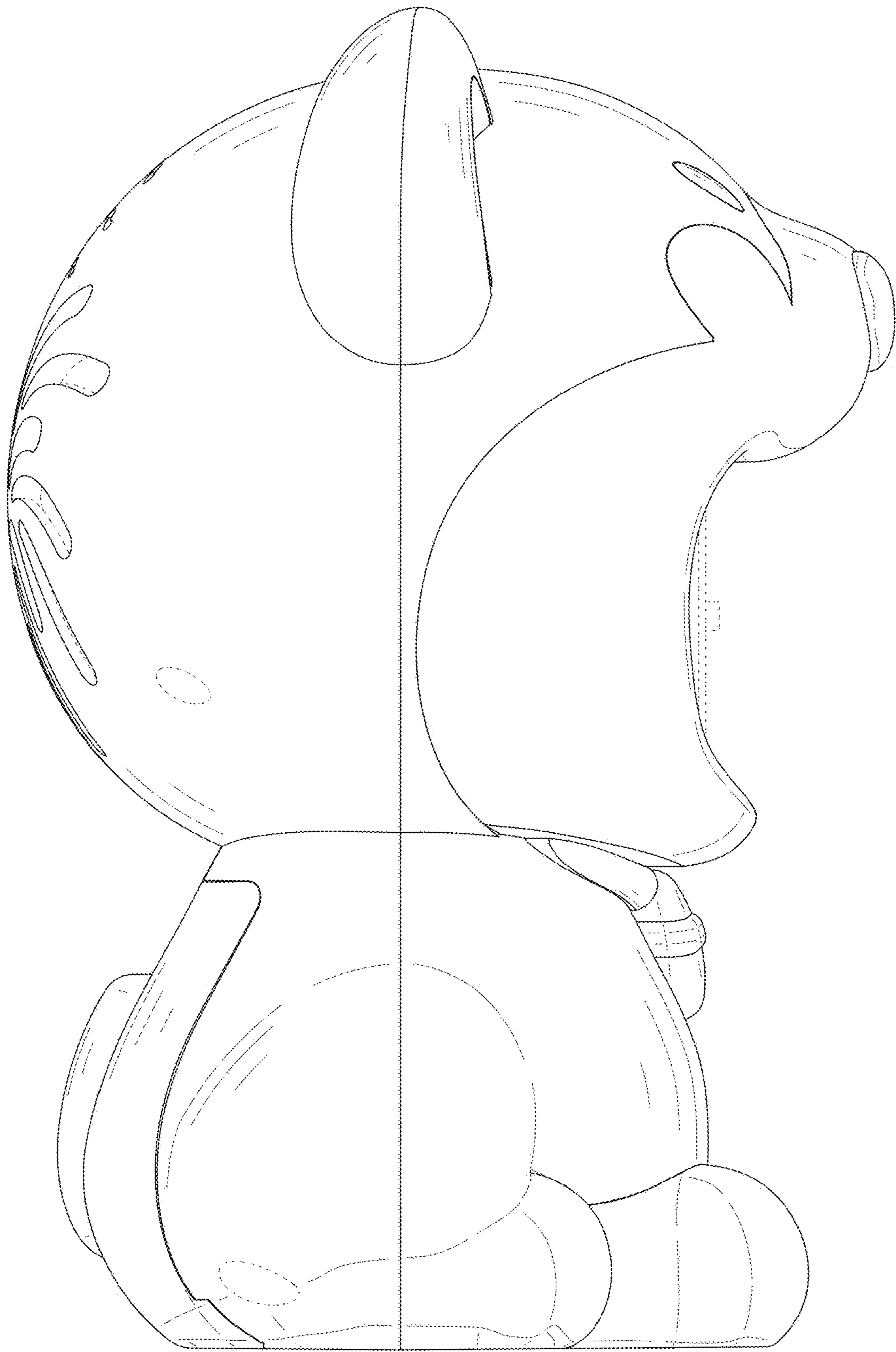


FIG. 5

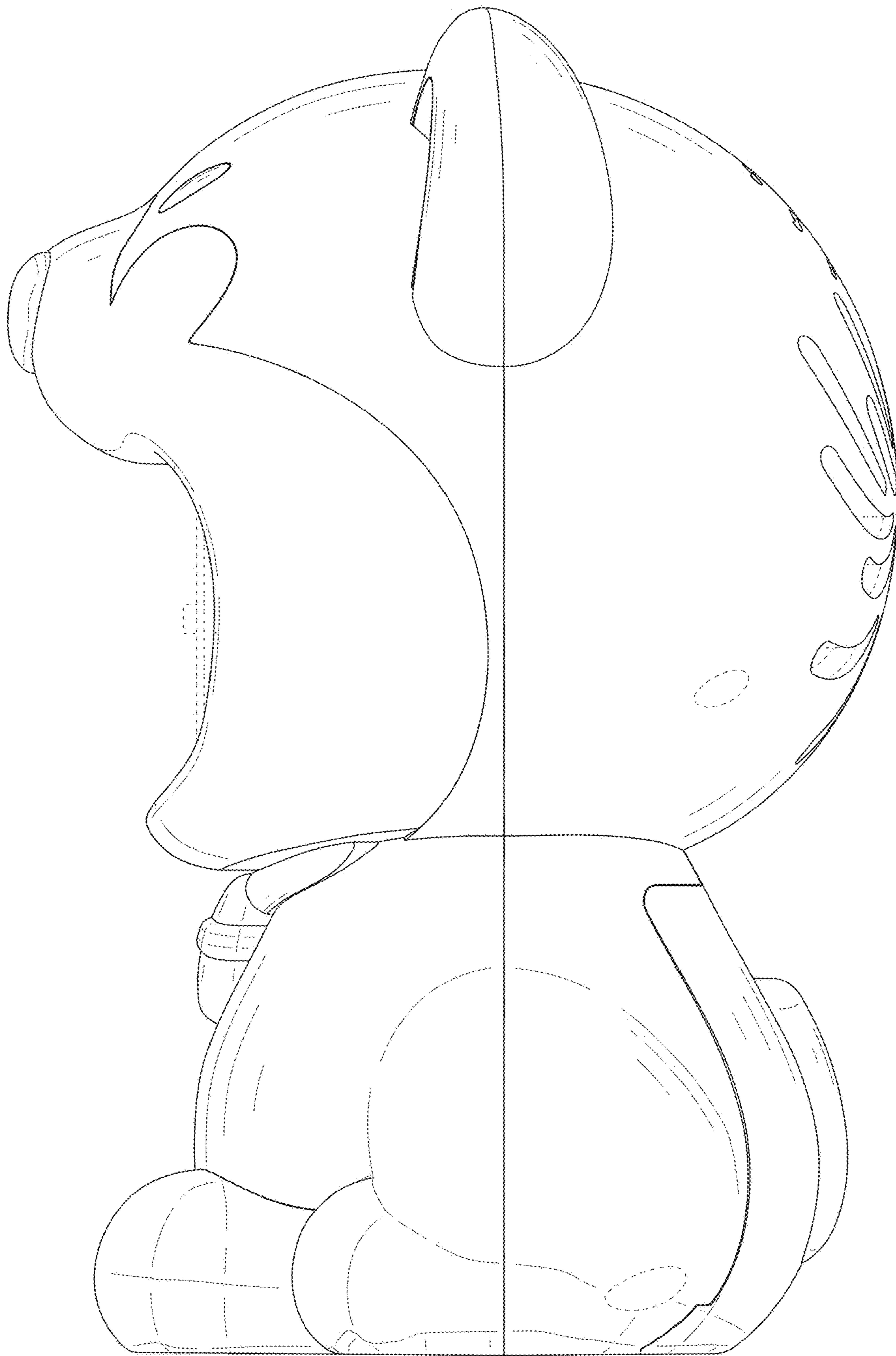


FIG. 6



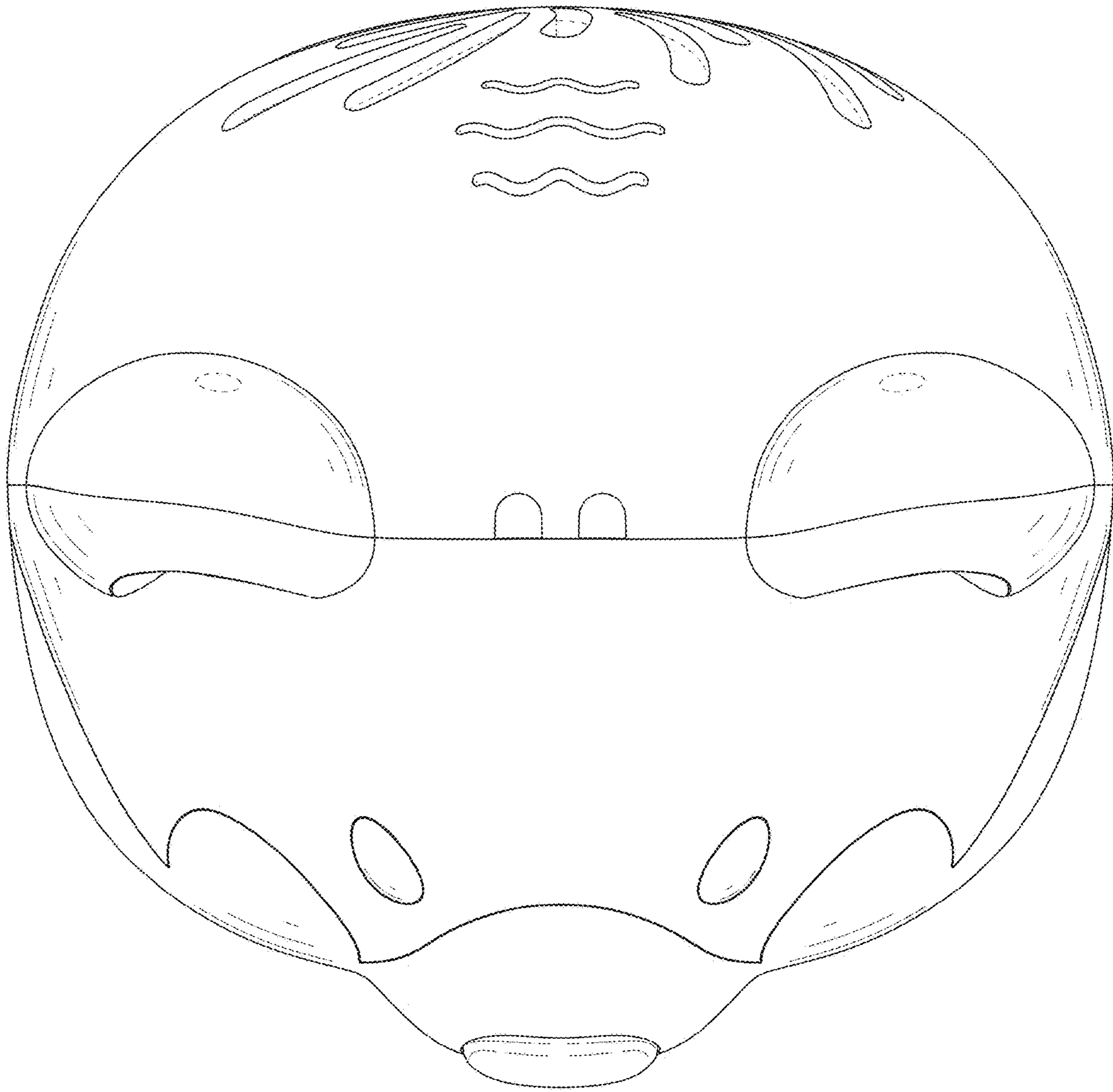


FIG. 7






FIG. 8