



US00D944787S

(12) **United States Design Patent**  
**Zheng**

(10) **Patent No.:** **US D944,787 S**

(45) **Date of Patent:** **\*\* Mar. 1, 2022**

(54) **MAGNETIC BASE FOR A MOBILE PHONE SUPPORT**

(71) Applicant: **Zhiwu Zheng**, Shenzhen (CN)

(72) Inventor: **Zhiwu Zheng**, Shenzhen (CN)

(\*\*) Term: **15 Years**

(21) Appl. No.: **29/778,344**

(22) Filed: **Apr. 13, 2021**

(30) **Foreign Application Priority Data**

Dec. 10, 2020 (CN) ..... 202030760311.4

(51) **LOC (13) Cl.** ..... **14-03**

(52) **U.S. Cl.**  
USPC ..... **D14/253**

(58) **Field of Classification Search**  
USPC ..... D14/251–253, 447; D3/218; D12/415;  
D13/108  
CPC ..... F16M 11/38; F16M 11/041; A45F 5/00;  
H04M 1/04  
See application file for complete search history.

(56) **References Cited**

U.S. PATENT DOCUMENTS

D713,398 S *	9/2014	Alesi .....	D14/253
D748,639 S *	2/2016	Khodapanah .....	D14/447
D794,607 S *	8/2017	Sroure .....	D14/217
D847,805 S *	5/2019	Lederer .....	D14/250
D855,049 S *	7/2019	Kim .....	D14/253
D862,453 S *	10/2019	Liang .....	D14/253
D871,490 S *	12/2019	Wengreen .....	D16/242
D878,352 S *	3/2020	Yang .....	D14/253
D878,353 S *	3/2020	Heidrich .....	D14/253
D879,086 S *	3/2020	Nahum .....	D14/251
D879,087 S *	3/2020	Webb .....	D14/253
D879,089 S *	3/2020	Richter .....	D14/253
D879,109 S *	3/2020	Lederer .....	D14/447

D883,273 S *	5/2020	Chen .....	D14/253
D885,376 S *	5/2020	He .....	D14/253
D890,158 S *	7/2020	Alves .....	D14/253
D890,160 S *	7/2020	Heidrich .....	D14/253
10,721,343 B2 *	7/2020	Nahum .....	F16M 11/041
10,724,280 B1 *	7/2020	Sroure .....	E05D 3/02
10,774,871 B1 *	9/2020	Sroure .....	F16C 11/045
D901,483 S *	11/2020	Kory .....	D14/253
D904,386 S *	12/2020	Luo .....	D14/253
D906,328 S *	12/2020	Kim .....	D14/253
D908,687 S *	1/2021	Lebovitz .....	D14/253
D925,515 S *	7/2021	Korneluk .....	D14/253
D926,748 S *	8/2021	Wilde .....	D14/253
D928,771 S *	8/2021	Barnett .....	A45C 11/00
			D14/251
D929,985 S *	9/2021	Yeo .....	D14/251
D931,847 S *	9/2021	Min .....	D14/253
D933,057 S *	10/2021	Kim .....	D14/251
D934,558 S *	11/2021	Teves .....	D3/218
D935,448 S *	11/2021	Lee .....	D14/253
D935,450 S *	11/2021	Lee .....	D14/253
D938,410 S *	12/2021	Wang .....	D14/253
2017/0195000 A1 *	7/2017	Sroure .....	H04B 1/3888

(Continued)

Primary Examiner — Janice Hallmark

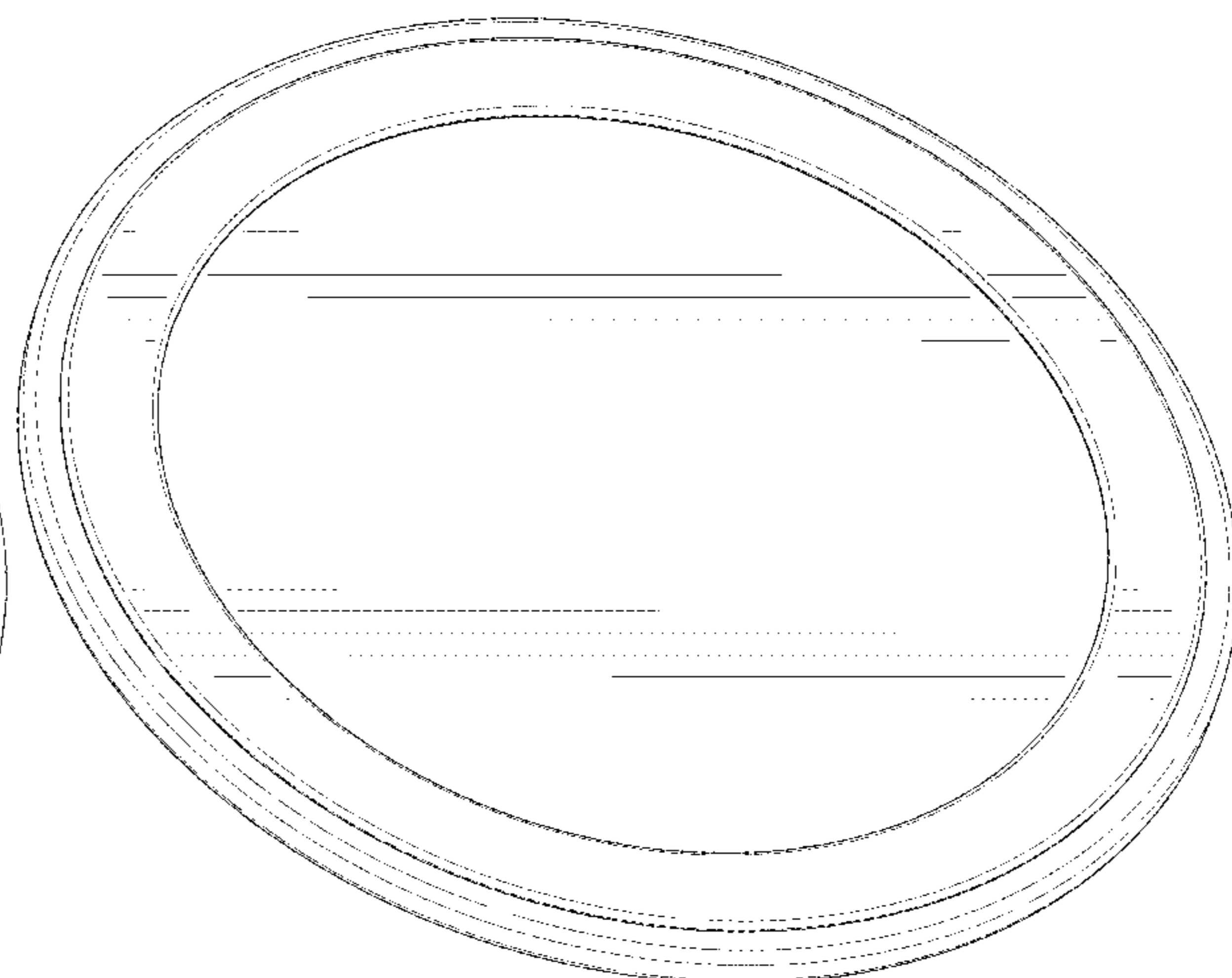
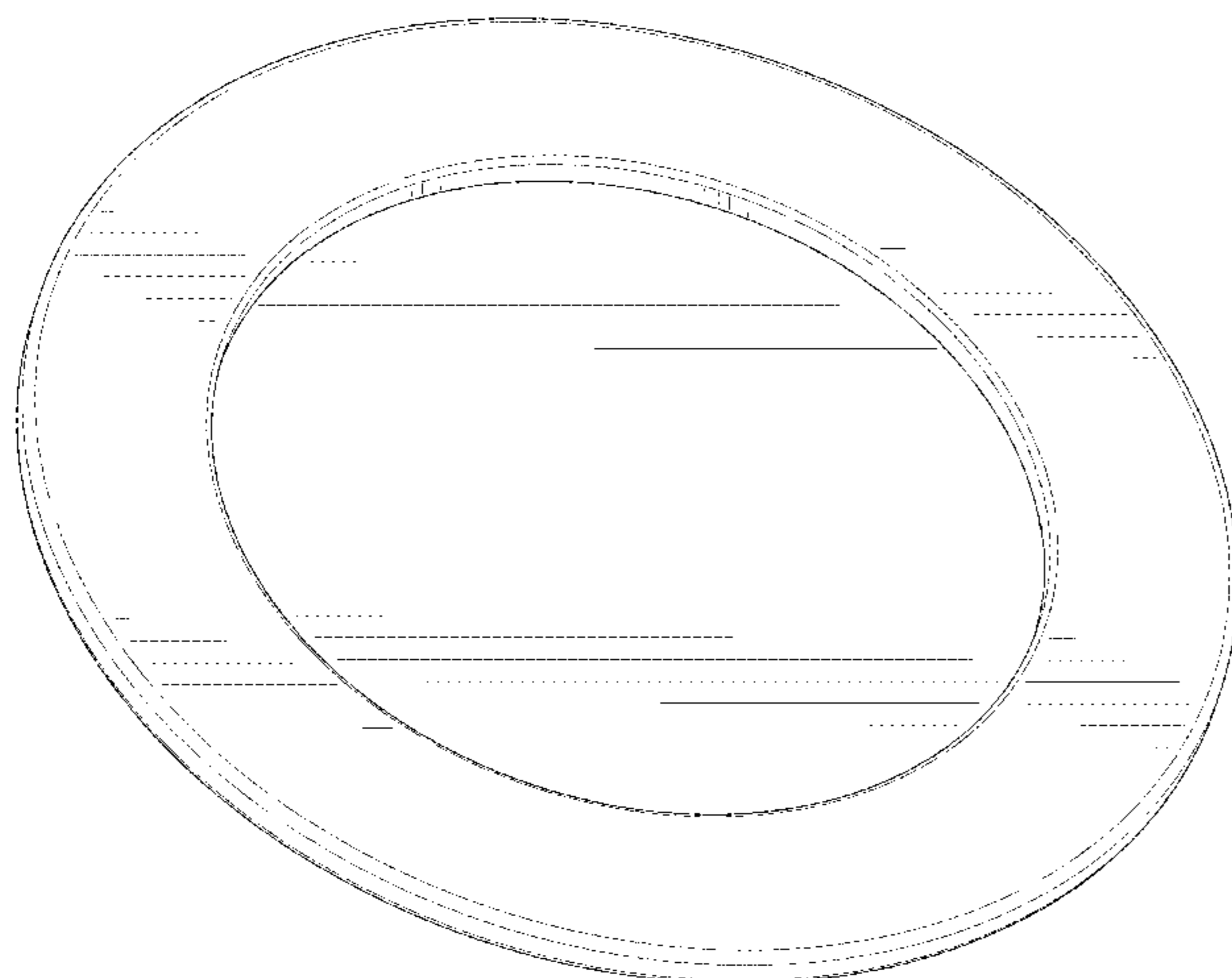
(57) **CLAIM**

The ornamental design for a magnetic base for a mobile phone support, as shown and described.

**DESCRIPTION**

FIG. 1 is a front and top perspective view of a magnetic base for a mobile phone support, showing my new design; FIG. 2 is a rear and bottom perspective view thereof; FIG. 3 is a front elevation view thereof; FIG. 4 is a rear elevation view thereof; FIG. 5 is a left side elevation view thereof; FIG. 6 is a right side elevation view thereof; FIG. 7 is a top plan view thereof; and, FIG. 8 is a bottom plan view thereof.

**1 Claim, 8 Drawing Sheets**



(56)

**References Cited**

U.S. PATENT DOCUMENTS

2019/0208871 A1\* 7/2019 Barnett ..... A45F 5/00  
2019/0211966 A1\* 7/2019 Nahum ..... F16M 11/38  
2020/0063915 A1\* 2/2020 Lederer ..... F16M 11/24

\* cited by examiner

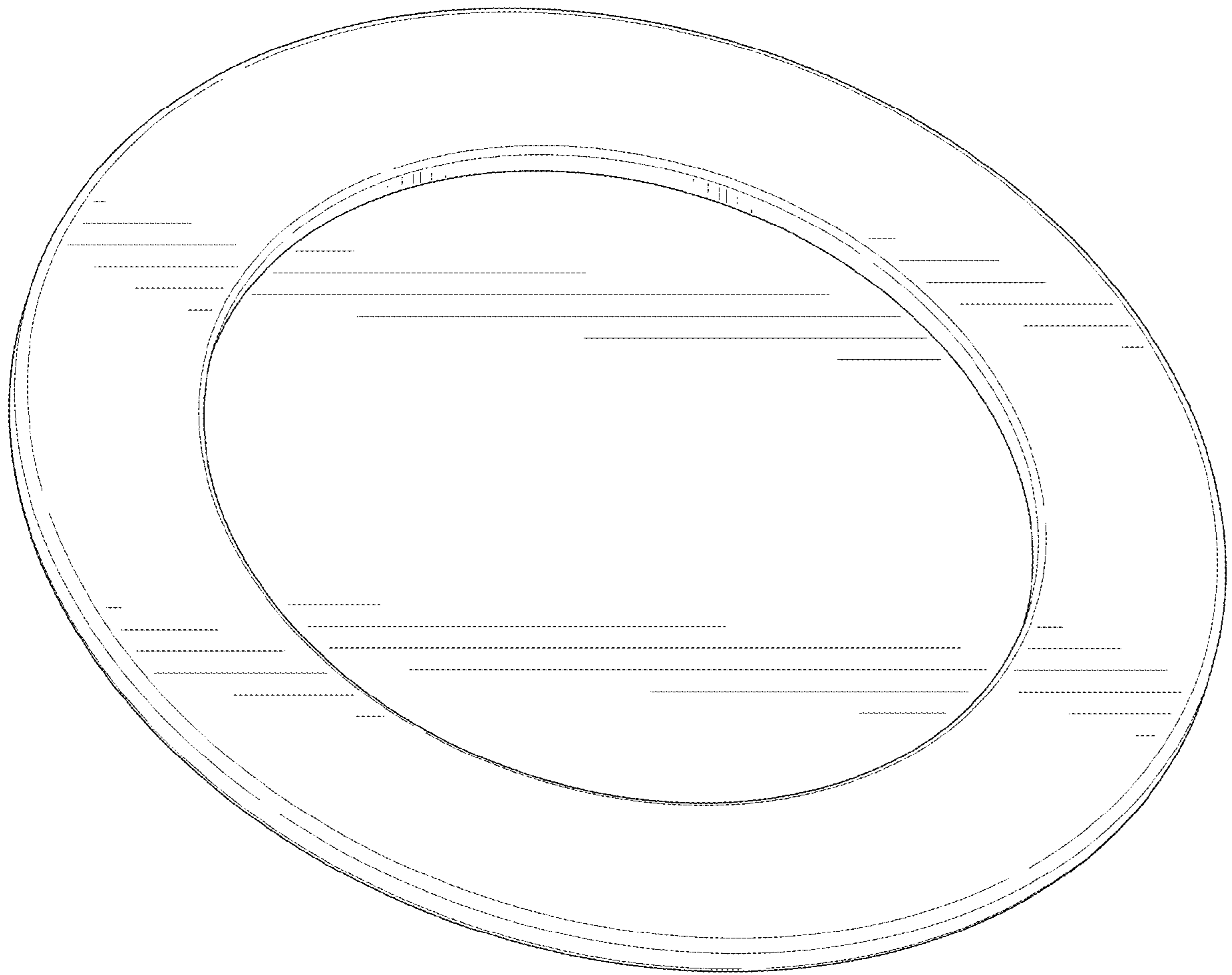


FIG. 1

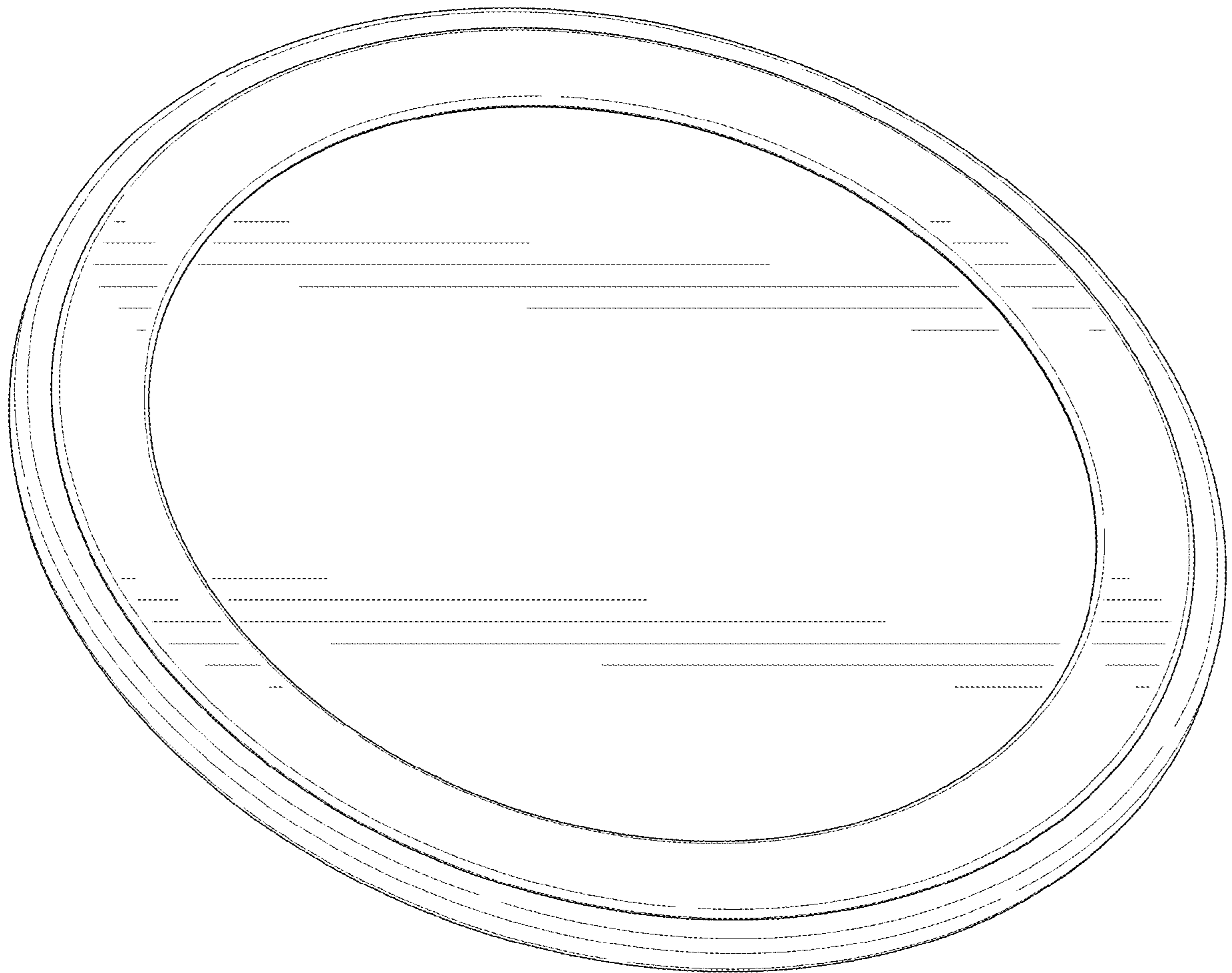


FIG. 2




FIG. 3




FIG. 4

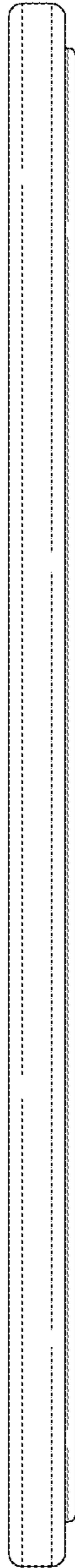


FIG. 5



FIG. 6





FIG. 7



FIG. 8