



US00D944736S

(12) **United States Design Patent**  
**Gohil et al.**

(10) **Patent No.:** **US D944,736 S**  
(45) **Date of Patent:** **\*\* Mar. 1, 2022**

(54) **DIALYSATE GENERATOR**  
(71) Applicant: **DIALITY INC.**, Irvine, CA (US)  
(72) Inventors: **Kishen Gohil**, Irvine, CA (US);  
**Clayton Poppe**, Irvine, CA (US);  
**Andres Dandler**, Irvine, CA (US)  
(73) Assignee: **DIALITY INC.**, Irvine, CA (US)  
(\*\*) Term: **15 Years**

D567,761 S *	4/2008	Waler	.....	D13/112
D574,323 S *	8/2008	Waler	.....	D13/112
D665,084 S *	8/2012	Ishihara	.....	D24/186
D712,352 S *	9/2014	George	.....	D13/112
D712,833 S *	9/2014	George	.....	D13/112
D736,933 S *	8/2015	Qiu	.....	D24/170
D759,250 S *	6/2016	Engler	.....	D24/170
D768,295 S *	10/2016	Waters	.....	D24/133
D781,411 S *	3/2017	Polaniec	.....	D24/107
D798,815 S *	10/2017	Hakansson	.....	D13/130
2015/0041377 A1 *	2/2015	Heyes	.....	A61M 1/1668 210/143
2016/0175619 A1 *	6/2016	Lee	.....	A61N 7/02 601/3

(21) Appl. No.: **29/712,107**

(22) Filed: **Nov. 5, 2019**

(51) **LOC (13) Cl.** ..... **13-01**

(52) **U.S. Cl.**  
USPC ..... **D13/112; D24/107**

(58) **Field of Classification Search**  
USPC ..... D13/112, 114, 118, 122, 123, 168, 184,  
D13/199; D24/169, 170, 185, 216, 232,  
D24/233, 234, 107  
CPC .. A61M 1/168; A61M 1/1656; A61M 1/3643;  
A61B 5/02411; A61B 18/1815; A61B  
50/13; A61B 50/18; A61B 50/20; F02B  
63/04

See application file for complete search history.

(56) **References Cited**

**U.S. PATENT DOCUMENTS**

D264,878 S *	6/1982	Landau	.....	D24/169
D459,813 S *	7/2002	Ramsey, III	.....	D14/336
D477,082 S *	7/2003	Bromley	.....	D24/170
D540,948 S *	4/2007	Meziere	.....	D24/108
D546,761 S *	7/2007	Schnackenberg	.....	D13/122
D550,373 S *	9/2007	Meziere	.....	D24/216

\* cited by examiner

*Primary Examiner* — Derrick E Holland

(74) *Attorney, Agent, or Firm* — David G. Duckworth

(57) **CLAIM**

The ornamental design for a dialysate generator, as shown and described.

**DESCRIPTION**

FIG. 1 is a front perspective view of a dialysate generator of our design;

FIG. 2 is a rear perspective view thereof;

FIG. 3 is a front elevation view thereof;

FIG. 4 is a rear elevation view thereof;

FIG. 5 is a left elevation view thereof;


FIG. 6 is a right elevation view thereof;

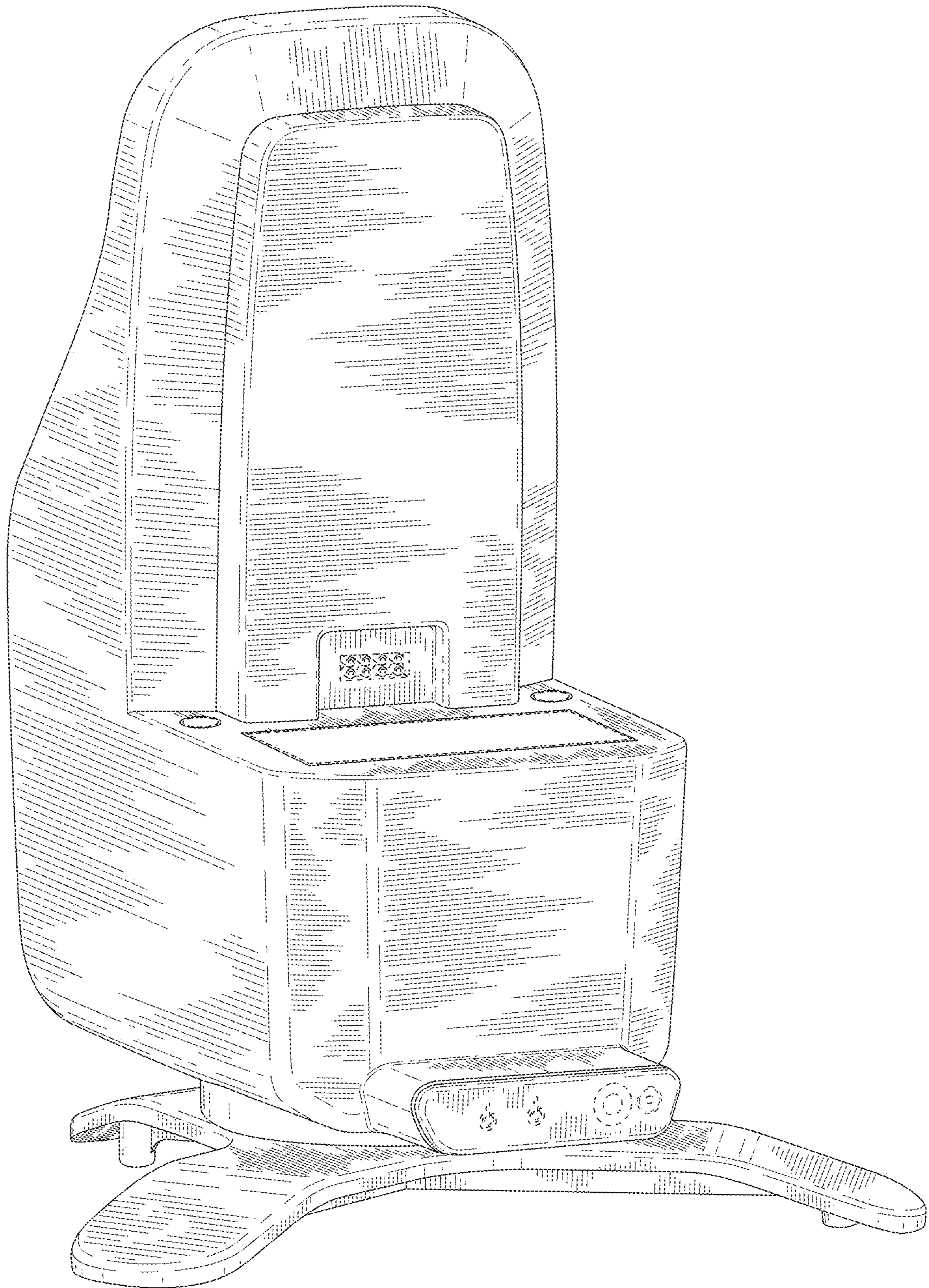
FIG. 7 is a top plan view thereof; and,

FIG. 8 is a bottom plan view thereof.

The broken lines shown represent the portions of the dialysate generator that form no part of the claimed design.

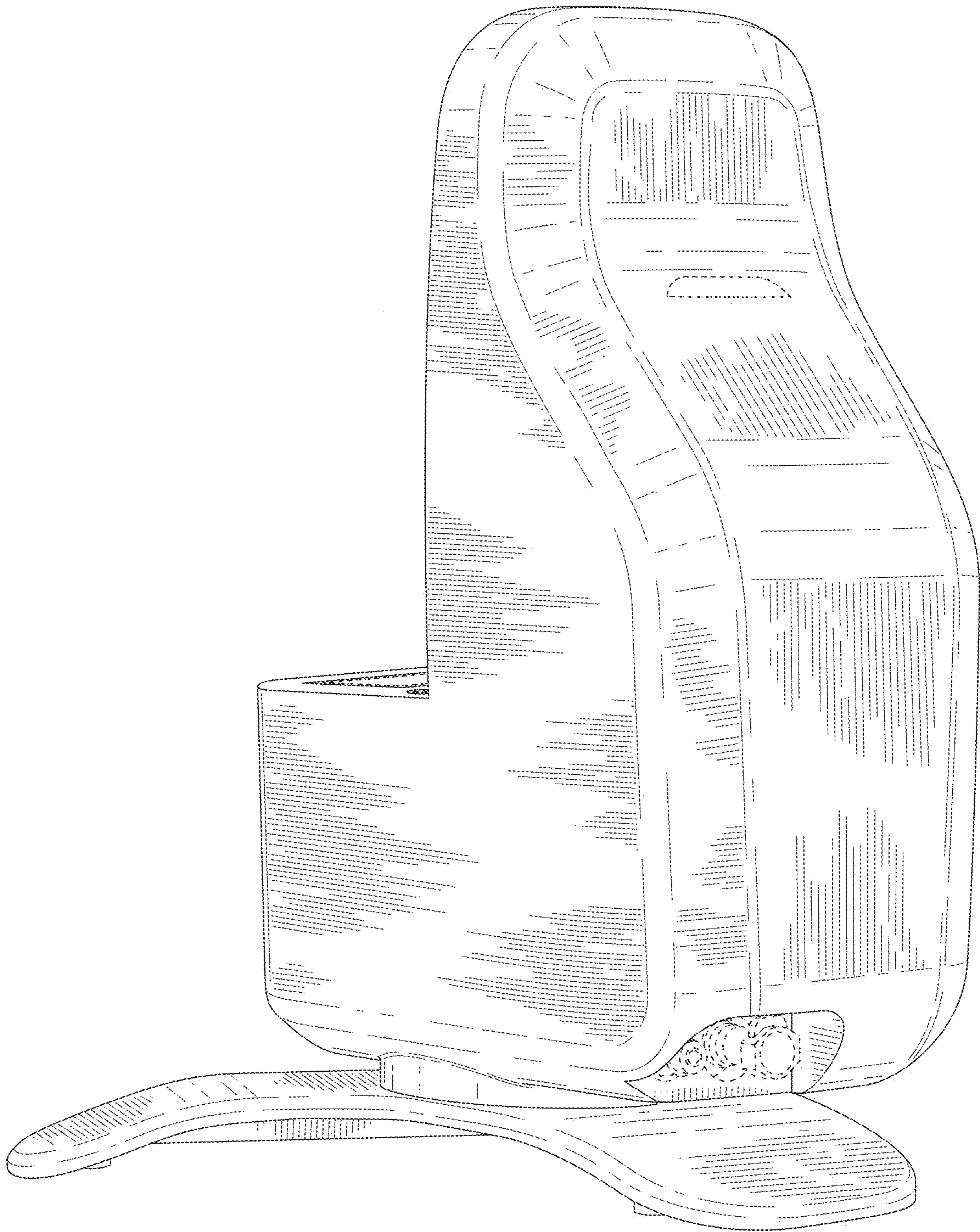
**1 Claim, 8 Drawing Sheets**



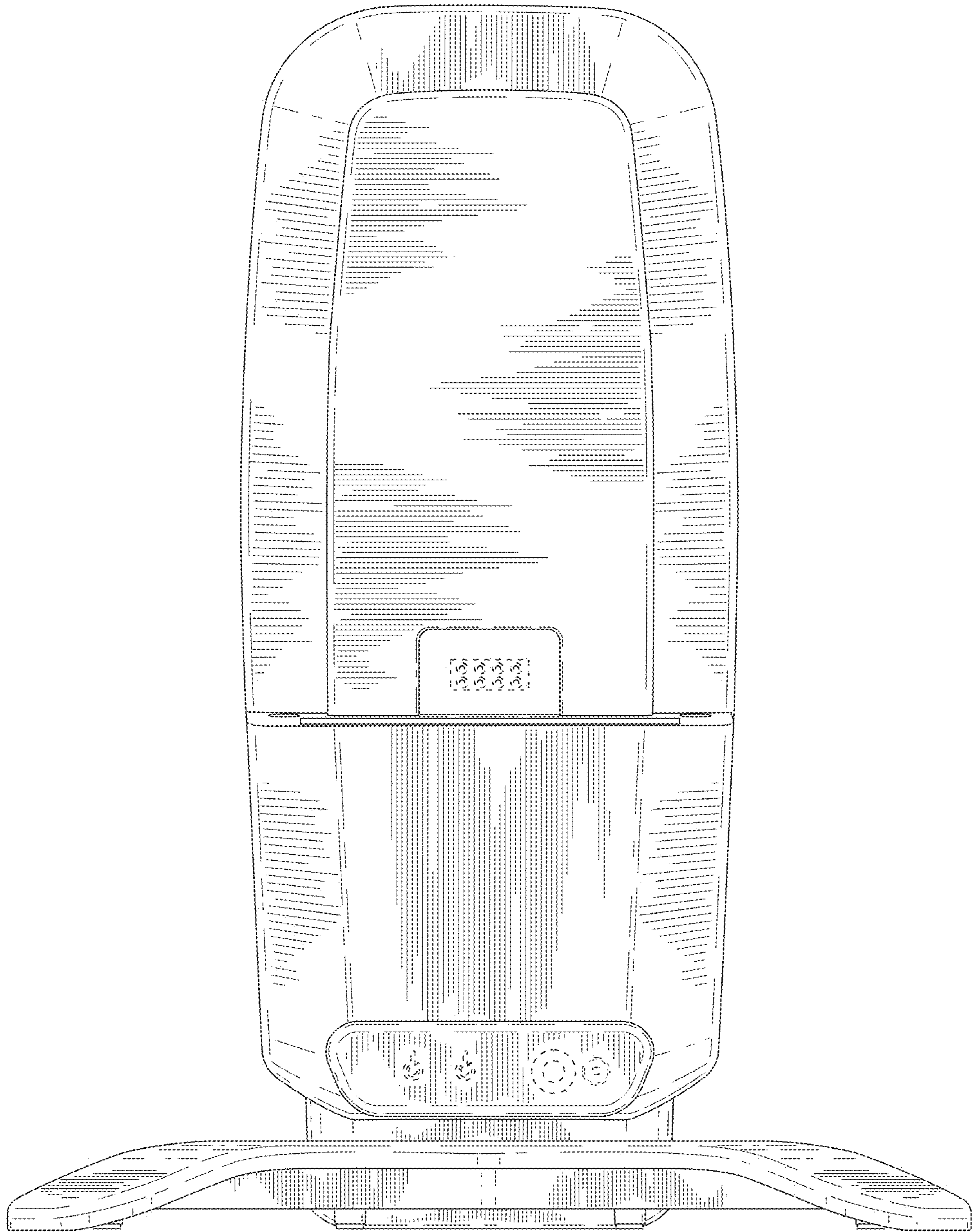


*Fig. 1*






*Fig. 2*

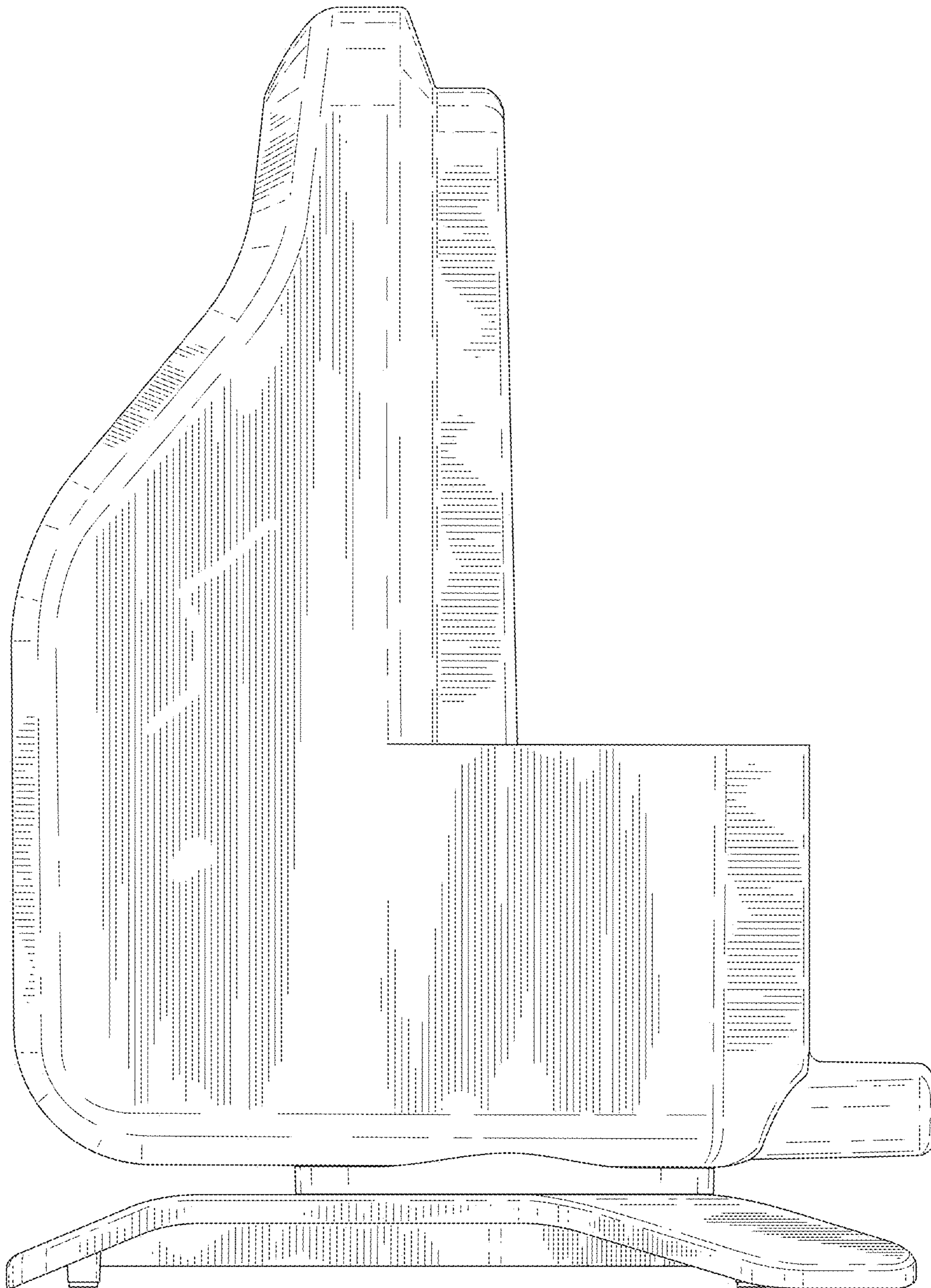


*Fig. 3*

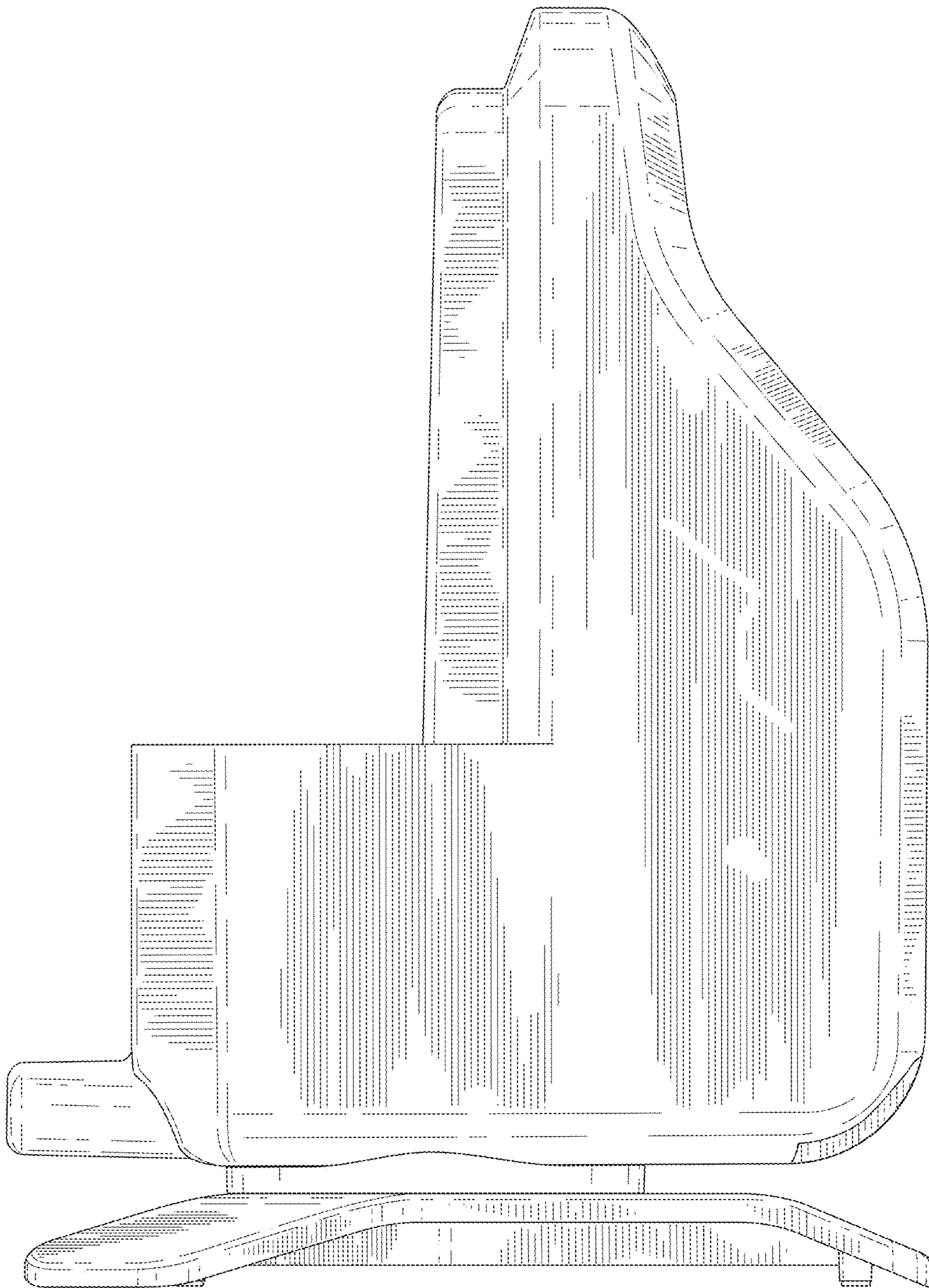


*Fig. 4*

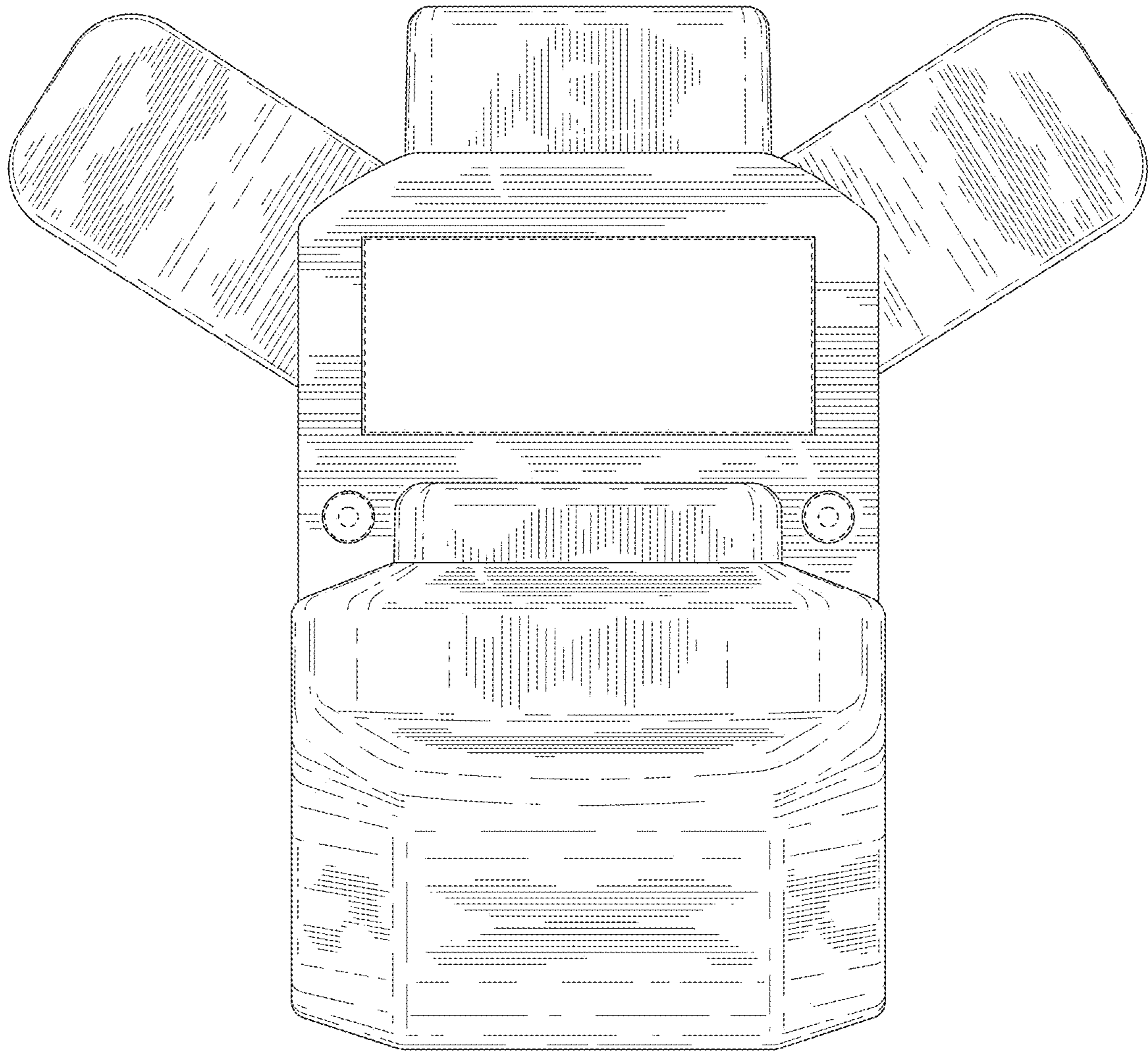




*Fig. 5*

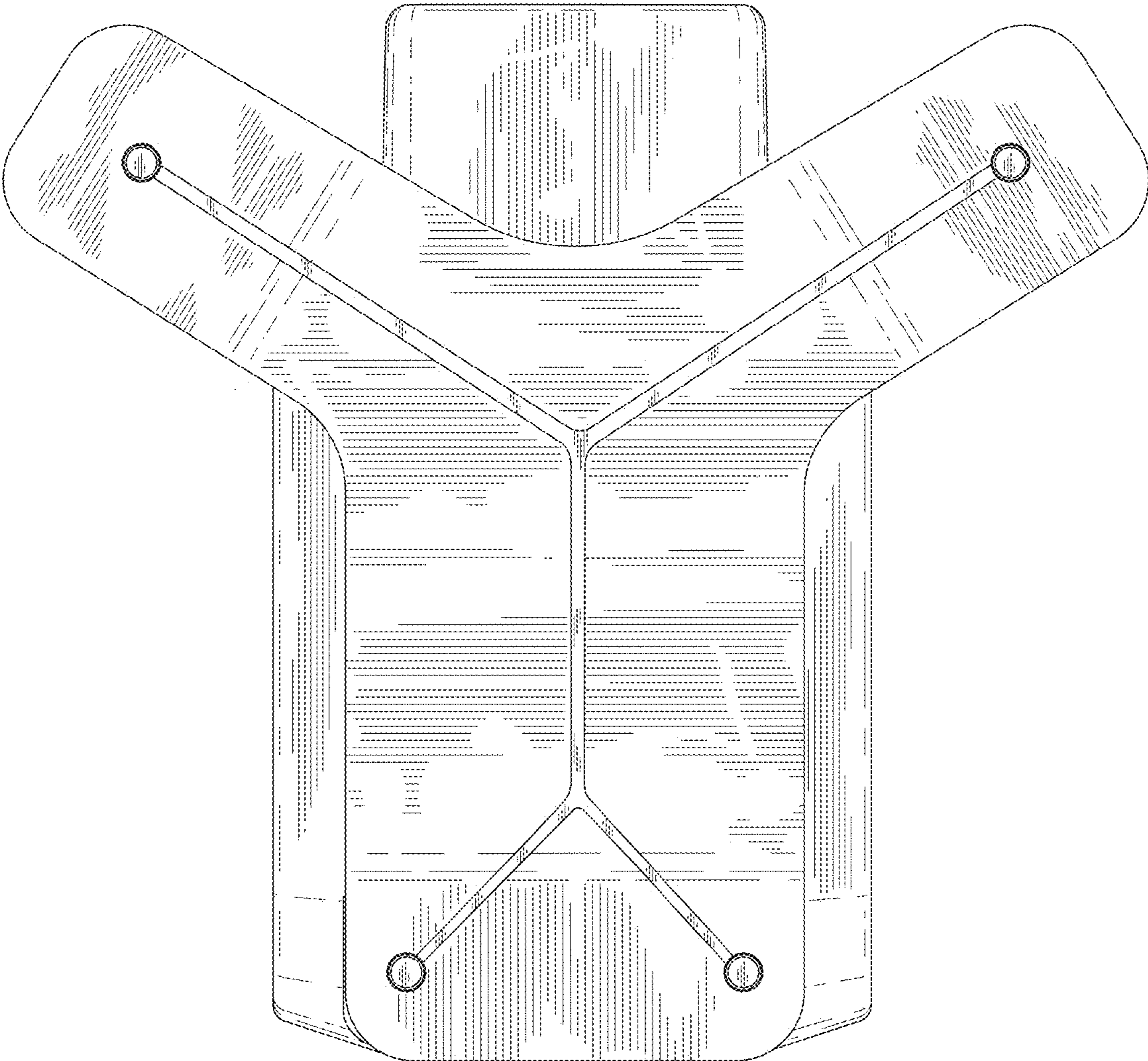


*Fig. 6*



*Fig. 7*





*Fig. 8*