



US00D944731S

(12) **United States Design Patent**
Weinstein et al.

(10) **Patent No.:** **US D944,731 S**
(45) **Date of Patent:** **** Mar. 1, 2022**

(54) **ELECTRICAL CURRENT SENSOR**

(71) Applicant: **Sense Labs, Inc.**, Cambridge, MA (US)

(72) Inventors: **Jeffrey Jay Weinstein**, Mansfield, MA (US); **Walter L. Xu**, Somerville, MA (US)

(73) Assignee: **Sense Labs, Inc.**, Cambridge, MA (US)

(**) Term: **15 Years**

(21) Appl. No.: **29/697,884**

(22) Filed: **Jul. 11, 2019**

(51) **LOC (13) Cl.** **13-02**

(52) **U.S. Cl.**
USPC **D13/110**

(58) **Field of Classification Search**
USPC D13/110, 123-132, 112, 118, 152, 153, D13/154, 184, 199; D8/356, 364, 394, D8/395, 396
CPC G01D 4/00; G01D 4/002; G01D 4/004; G01D 4/006; G01D 4/02; G01D 4/04; G01D 4/06; G01D 4/08; G01R 21/00; G01R 21/001; G01R 21/002; G01R 21/003; G01R 21/005; G01R 21/006; G01R 21/007; G01R 21/01; G01R 21/02; G01R 21/04; G01R 21/06; G01R 11/24; G01R 11/25; G01R 15/142; G01R 15/144; G01R 15/146; G01R 15/148; G01R 15/186; H01R 2103/00; H01R 24/48; H01R 13/66

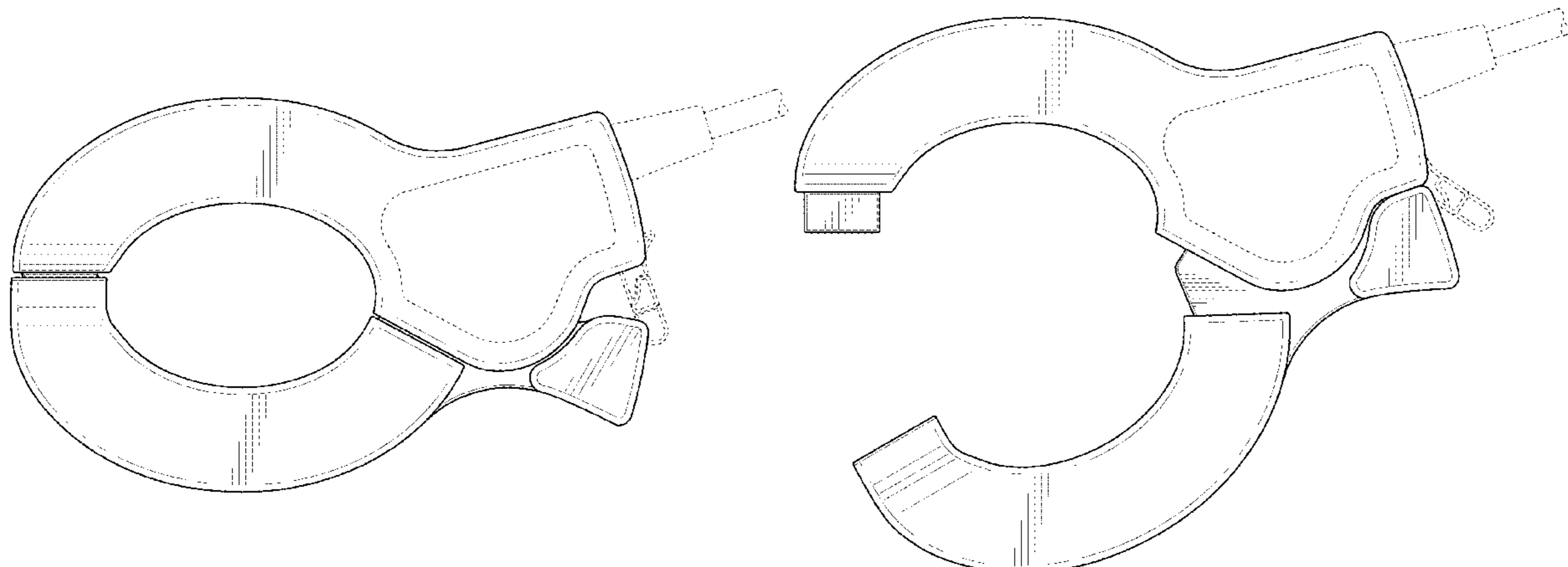
See application file for complete search history.

(56) **References Cited**

U.S. PATENT DOCUMENTS

3,263,021 A * 7/1966 Caunt H02G 7/12 174/42
D248,851 S * 8/1978 Langlie D13/132
4,316,142 A * 2/1982 Kuramoto G01R 1/22 324/127
D274,614 S * 7/1984 Fallon D13/110
D313,791 S * 1/1991 Matsui D13/156

5,162,772 A * 11/1992 May H01F 17/06 174/92
5,945,993 A 8/1999 Fleischmann
6,311,105 B1 10/2001 Budike
7,085,814 B1 8/2006 Gandhi et al.
D534,120 S * 12/2006 Ricci D13/110
D550,619 S * 9/2007 Ricci D13/110
7,353,182 B1 4/2008 Missinhoun et al.
D610,541 S * 2/2010 Mueller D13/110
7,884,598 B2 * 2/2011 Wang G01R 1/22 324/127
8,239,073 B2 8/2012 Fausak et al.
8,674,823 B1 3/2014 Contario et al.
8,760,151 B2 * 6/2014 McBee G01R 15/183 324/126
9,057,746 B1 6/2015 Houlette et al.
9,152,737 B1 10/2015 Micali et al.
9,172,623 B1 10/2015 Micali et al.
9,429,599 B1 8/2016 Contario et al.
9,443,195 B2 9/2016 Micali et al.
9,691,030 B2 6/2017 Micali et al.
9,699,529 B1 7/2017 Petri et al.
9,739,813 B2 8/2017 Houlette et al.
9,800,958 B1 10/2017 Petri et al.
9,942,630 B1 4/2018 Petri et al.
9,958,925 B2 5/2018 Chapel et al.
10,001,792 B1 6/2018 Packer et al.
10,175,276 B2 1/2019 Fishburn et al.
10,338,112 B2 7/2019 Micali et al.
D873,126 S * 1/2020 Tang D8/395
10,586,177 B1 3/2020 Choueiter et al.
10,735,829 B2 8/2020 Petri et al.
10,740,691 B2 8/2020 Choueiter et al.
10,750,252 B2 8/2020 Petri et al.
10,809,286 B2 10/2020 Micali et al.
10,878,343 B2 12/2020 Choueiter et al.
2002/0178047 A1 11/2002 Or et al.
2003/0216971 A1 11/2003 Sick et al.
2004/0142662 A1 7/2004 Ehrenberg et al.
2004/0255171 A1 12/2004 Zimmer et al.
2005/0034023 A1 2/2005 Maturana et al.
2005/0085973 A1 4/2005 Furem et al.
2005/0108582 A1 5/2005 Fung et al.
2006/0155514 A1 7/2006 Drouart et al.
2006/0235574 A1 10/2006 Lapinski et al.
2008/0306985 A1 12/2008 Murray et al.
2009/0222360 A1 9/2009 Schmitt et al.
2010/0211222 A1 8/2010 Ghosn et al.
2010/0217550 A1 8/2010 Crabtree et al.
2010/0332373 A1 12/2010 Crabtree et al.
2011/0066300 A1 3/2011 Tyagi et al.
2011/0245987 A1 10/2011 Pratt et al.
2012/0022713 A1 1/2012 Deaver et al.



2012/0065802 A1 3/2012 Seeber et al.
 2012/0181869 A1 7/2012 Chapel et al.
 2012/0197448 A1 8/2012 Shin et al.
 2012/0197560 A1 8/2012 Kuhns et al.
 2012/0221718 A1 8/2012 Imes et al.
 2012/0239773 A1 9/2012 Blustein et al.
 2012/0278272 A1 11/2012 Kim et al.
 2012/0280833 A1 11/2012 Jonsson et al.
 2012/0290230 A1 11/2012 Berges Gonzalez et al.
 2012/0290239 A1 11/2012 Ku et al.
 2013/0066479 A1 3/2013 Shetty et al.
 2013/0076343 A1* 3/2013 Carpenter G01R 19/00
 324/202

KR 1020100111170 A 10/2010
 KR 101448683 B1 10/2014
 WO 2011002735 A1 1/2011
 WO 2012106709 A2 8/2012
 WO 2013106923 A1 7/2013
 WO 2015073997 A2 5/2015
 WO 2016081510 A1 5/2016
 WO 2016085500 A1 6/2016
 WO 2016085942 A1 6/2016
 WO 2018156546 A1 8/2018
 WO 2020072490 A1 4/2020

2013/0132009 A1 5/2013 Rolia et al.
 2013/0241746 A1 9/2013 McKinley et al.
 2013/0262197 A1 10/2013 Kaulgud et al.
 2013/0268357 A1 10/2013 Heath et al.
 2014/0052304 A1 2/2014 Vuppala et al.
 2014/0188565 A1 7/2014 Dantressangle et al.
 2014/0207255 A1 7/2014 Tandon et al.
 2014/0266784 A1 9/2014 Ratcliff
 2014/0278241 A1 9/2014 Jiang et al.
 2014/0303796 A1 10/2014 Jeong et al.
 2015/0012147 A1 1/2015 Haghightat-Kashani et al.
 2015/0094968 A1 4/2015 Jia et al.
 2015/0112906 A1 4/2015 Gauthier et al.
 2015/0127185 A1 5/2015 Behrangrad
 2015/0142695 A1 5/2015 He et al.
 2015/0149128 A1 5/2015 Baone et al.
 2015/0161020 A1 6/2015 Matsuoka et al.
 2015/0204558 A1 7/2015 Sartain et al.
 2015/0244121 A1 8/2015 Amelio et al.
 2015/0261944 A1 9/2015 Hosom et al.
 2015/0271557 A1 9/2015 Tabe
 2015/0271575 A1 9/2015 Asao et al.
 2015/0324696 A1 11/2015 Hirschbold et al.
 2016/0093297 A1 3/2016 Deisher et al.
 2016/0132772 A1 5/2016 Little
 2016/0139575 A1 5/2016 Funes
 2016/0146866 A1 5/2016 Houlette et al.
 2016/0147243 A1 5/2016 Micali et al.
 2016/0148099 A1 5/2016 Micali et al.
 2016/0195864 A1 7/2016 Kim
 2016/0313744 A1 10/2016 Amelio et al.
 2016/0328651 A1 11/2016 Micali et al.
 2017/0045560 A1 2/2017 Rice
 2017/0086143 A1 3/2017 Steinhauer et al.
 2017/0176502 A1 6/2017 Saneyoshi et al.
 2017/0176503 A1 6/2017 Saneyoshi et al.
 2017/0192042 A1 7/2017 Micali et al.
 2018/0196094 A1 7/2018 Fishburn et al.
 2018/0238933 A1 8/2018 Lachman et al.
 2018/0242056 A1 8/2018 Petri et al.
 2018/0269634 A1* 9/2018 Tompkins H01R 13/701
 2018/0343507 A1 11/2018 Petri et al.
 2020/0011901 A1* 1/2020 Lin G01R 15/186
 2020/0104756 A1 4/2020 Choueiter et al.
 2020/0107085 A1 4/2020 Choueiter et al.
 2020/0107086 A1 4/2020 Choueiter et al.
 2020/0329287 A1 10/2020 Petri et al.
 2020/0400729 A1 12/2020 Micali et al.
 2021/0011056 A1 1/2021 Weinstein
 2021/0011057 A1* 1/2021 Watlington H05K 5/0004
 2021/0048459 A1 2/2021 Micali et al.
 2021/0081845 A1 3/2021 Choueiter et al.

OTHER PUBLICATIONS

Internet Engineering Task Force (IETF). Link: <https://tools.ietf.org/html/rfc6762>. Feb. 2013. Multicast DNS. (Year: 2013).*

Ali Express. Link: https://www.aliexpress.com/item/4000269161232.html?ws_ab_test=searchweb0_0,searchweb201602_0,searchweb201603_0,ppcSwitch_0&algo_pvid=5c669c1e-d376-4a8e-893a-db216e298d26&algo_expid=5c669c1e-d376-4a8e-893a-db216e298d26-22. Visited Sep. 13, 2020. Current Sensor Clamp Current Sensor. (Year: 2020).*

DEWESoft. Link: <https://dewesoft.com/products/interfaces-and-sensors/current-clamps-and-transducers>. Visited Sep. 13, 2020. High-accuracy Current Sensors and Transducers. (Year: 2020).*

“Chapter 8. Remote OS Detection”, Nmap Network Scanning, <https://nmap.org/book/osdetect.html> (accessed Mar. 13, 2017), 6 pages.

“DC Electric Power”, <http://hyperphysics.phy-astr.gsu.edu/hbase/electric/elepow.html>, (accessed on Aug. 5, 2016), 1 Page.

“Host Discovery, Chapter 15. Nmap Reference Guide”, Nmap Network Scanning, <https://nmap.org/book/man-host-discovery.html> (accessed Mar. 13, 2017), 9 pages.

“Simple Service Discovery Protocol”, Wikipedia, https://en.wikipedia.org/wiki/Simple_Service_Discovery_Protocol (accessed on Mar. 13, 2017), 3 pages.

14906856.1, “European Application Serial No. 14906856.1, Extended European Search Report dated Mar. 16, 2018”, Sense Labs, Inc., 8 pages.

15863620.9, “European Application Serial No. 15863620.9, Extended European Search Report dated Oct. 17, 2018”, Sense Labs, Inc., 5 pages.

Alles, et al., “A Commercial Disaggregation System for Residential and Light Commercial Buildings”, Presented on Jun. 3, 2014 at the NILM Workshop 2014, University of Texas at Austin, http://nilmworkshop14.files.wordpress.com/2014/05/alles_commercial.pdf, accessed on Dec. 22, 2014, 4 pages.

Anderson, et al., “Unsupervised Approximate Power Trace Decomposition Algorithm”, Presented on Jun. 3, 2014 at the NILM Workshop 2014, University of Texas at Austin, http://nilmworkshop14.files.wordpress.com/2014/05/anderson_unsupervised.pdf, accessed on Dec. 22, 2014, 4 pages.

Anonymous, “Smart meter”, Wikipedia, Retrieved from the Internet: URL:https://en.wikipedia.org/w/index.php?title=Smart_meter&oldid=634667241 [retrieved on Oct. 8, 2019], 2014, 18 pages.

Armel, et al., “Is Disaggregation the Holy Grail of Energy Efficiency? The Case of Electricity”, Precourt Energy Efficiency Center Technical Paper Series: PTP-2012-05-1, Stanford University, <http://web.stanford.edu/group/peec/cgi-bin/docs/behavior/research/disaggregation-armel.pdf> acpt./publ. in: Energy Policy, 2013, vol. 52, issue C, pp. 213-234, May 1, 2012, 50 pages.

Barker, et al., “NILM Redux: The Case for Emphasizing Applications over Accuracy”, Presented on Jun. 3, 2014 at the NILM Workshop 2014, University of Texas at Austin, http://nilmworkshop14.files.wordpress.com/2014/05/barker_nilmm.pdf, accessed on Dec. 22, 2014, 4 pages.

Barsim, et al., “An Approach for Unsupervised Non-Intrusive Load Monitoring of Residential Appliances”, Presented on Jun. 3, 2014 at the NILM Workshop 2014, University of Texas at Austin, http://nilmworkshop14.files.wordpress.com/2014/05/barsim_approach.pdf, accessed on Dec. 22, 2014, 5 pages.

Batra, et al., “NILMTK: An Open Source Toolkit for Non-intrusive Load Monitoring”, Presented on Jun. 3, 2014 at the NILM Work-

FOREIGN PATENT DOCUMENTS

CA 2802915 A1* 12/2011 G06Q 50/06
 CN 101241367 A 8/2008
 CN 102098323 A 6/2011
 CN 102314547 A 1/2012
 CN 102549521 A 7/2012
 CN 102822639 A 12/2012
 CN 105119882 A 12/2015
 DE 202018002755 U1* 8/2018 G01R 21/133
 EP 2570775 A1 3/2013
 EP 3370070 A1* 9/2018 G01R 15/16
 JP 2012016270 A 1/2012

- shop 2014, University of Texas at Austin, http://nilmworkshop14.files.wordpress.com/2014/05/batra_nilmtk.pdf, accessed on Dec. 22, 2014, 4 pages.
- Bilski, et al., “Analysis of the artificial intelligence methods applicability to the non-intrusive load monitoring”, Presented on Jun. 3, 2014 at the NILM Workshop 2014, University of Texas at Austin, http://nilmworkshop14.files.wordpress.com/2014/05/bilski_analysis.pdf, accessed on Dec. 22, 2014, 4 pages.
- Brown, et al., “Using Wireless Power Meters to Measure Energy Use of Miscellaneous and Electronic Devices in Buildings”, Proceedings of the Energy Efficiency in Domestic Appliances and Lighting (EEDAL) 20001 Conference, Copenhagen, Denmark, May 24-26, 2011, 14 Pages.
- Cheshire, et al., “Multicast DNS”, Internet Engineering Task Force (IETF), Request for Comments: 6762, Category: Standards Track, ISSN: 2070-1721, Apple, Inc., <https://tools.ietf.org/html/rfc6762> (accessed Mar. 13, 2017), Feb. 2013, 140 pages, pp. 68-140 are blank.
- Cheshire, “Zero Configuration Networking (Zeroconf)”, <http://www.zeroconf.org/> (accessed Mar. 13, 2017), 4 pages.
- Dong, et al., “Energy Disaggregation via Adaptive Filtering”, Presented on Jun. 3, 2014 at the NILM Workshop 2014, University of Texas at Austin, http://nilmworkshop14.files.wordpress.com/2014/05/dong_energy.pdf, accessed on Dec. 22, 2014, 4 pages.
- Figueiredo, et al., “On the Optimization of Appliance Loads Inferred by Probabilistic Models”, Presented on Jun. 3, 2014 at the NILM Workshop 2014, University of Texas at Austin, http://nilmworkshop14.files.wordpress.com/2014/05/figueiredo_optimization.pdf, accessed on Dec. 22, 2014, 4 pages.
- Froehlich, et al., “Disaggregated End-Use Energy Sensing for the Smart Grid”, *Pervasive Computing*, IEEE, vol. 10, iss. 1, Jan.-Mar. 2011, pp. 28-39.
- Goland, et al., “Simple Service Discovery Protocol/1.0, Operating without an Arbiter, <draft-cai-ssdp-v1-03.txt>”, Internet Engineering Task Force, Internet Draft, Microsoft Corporation, Shivaun Albright, Hewlett-Packard Company, <https://tools.ietf.org/html/draft-cai-ssdp-v1-03>, (accessed on Mar. 13, 2017), Oct. 28, 1999, 36 pages.
- Holmegaard, et al., “Towards Automatic Identification of Activity Modes in Electricity Consumption Data for Small and Medium Sized Enterprises”, Presented on Jun. 3, 2014 at the NILM Workshop 2014, University of Texas at Austin, http://nilmworkshop14.files.wordpress.com/2014/05/holmegaard_towards.pdf, accessed on Dec. 22, 2014, 4 pages.
- Jacquemod, et al., “Innovating current sensor for NILM application”, Presented on Jun. 3, 2014 at the NILM Workshop 2014, University of Texas at Austin, http://nilmworkshop14.files.wordpress.com/2014/05/acquemod_innovating.pdf, accessed Dec. 22, 2014, 4 pages.
- Jazizadeh, et al., “An unsupervised hierarchical clustering based heuristic algorithm for facilitated training of electricity consumption disaggregation systems”, *Advanced Engineering Informatics* 28.4, 2014, pp. 311-326.
- Kelly, et al., “Metadata for Energy Disaggregation”, Presented on Jun. 3, 2014 at the NILM Workshop 2014, University of Texas at Austin, http://nilmworkshop14.files.wordpress.com/2014/05/kelly_metadata.pdf, accessed on Dec. 22, 2014, 4 pages.
- Li, et al., “Energy Disaggregation via Hierarchical Factorial HMM”, Presented on Jun. 3, 2014 at the NILM Workshop 2014, University of Texas at Austin, http://nilmworkshop14.files.wordpress.com/2014/05/li_energy.pdf, accessed on Dec. 22, 2014, 4 pages.
- Liao, et al., “Power Disaggregation for Low-sampling Rate Data”, Presented on Jun. 3, 2014 at the NILM Workshop 2014, University of Texas at Austin, http://nilmworkshop14.files.wordpress.com/2014/05/liao_power.pdf, accessed on Dec. 22, 2014, 4 pages.
- Maasoumy, et al., “Handling model uncertainty in model predictive control for energy efficient buildings”, *Energy and Building*, vol. 77, Apr. 1, 2014 (online), pp. 377-392.
- Makonin, et al., “Efficient Sparse Matrix Processing for Nonintrusive Load Monitoring (NILM)”, Presented on Jun. 3, 2014 at the NILM Workshop 2014, University of Texas at Austin, http://nilmworkshop14.files.wordpress.com/2014/05/makonin_efficient.pdf, accessed on Dec. 22, 2014, 4 pages.
- Makonin, et al., “The cognitive power meter: Looking beyond the smart meter”, 2013 26th IEEE Canadian Conference on Electrical and Computer Engineering (CCECE). IEEE, 2013, pp. 1-5.
- PCT/US18/18897, “International Application Serial No. PCT/US18/18897, International Preliminary Report on Patentability dated Sep. 6, 2019”, Sense Labs, Inc., 5 pages.
- PCT/US18/18897, “International Application Serial No. PCT/US18/18897, International Search Report and Written Opinion dated Mar. 16, 2018”, Sense Labs, Inc., 8 Pages.
- PCT/US19/54062, “International Application Serial No. PCT/US19/54062, International Search Report and Written Opinion dated Jan. 2, 2020”, Sense Labs, Inc., 15 pages.
- PCT/US2014/067662, “International Application Serial No. PCT/US2014/067662, International Preliminary Report on Patentability and Written Opinion dated Jun. 8, 2017”, Sense Labs, Inc., 10 Pages.
- PCT/US2014/067662, “International Application Serial No. PCT/US2014/067662, International Search Report and Written Opinion dated Aug. 12, 2015”, Sense Labs, Inc., 13 pages.
- PCT/US2015/062346, “International Application Serial No. PCT/US2015/062346 International Search Report and Written Opinion dated Feb. 29, 2016”, Sense Labs, Inc., 14 pages.
- PCT/US2015/062346, “International Application Serial No. PCT/US2015/062346, International Preliminary Report on Patentability and Written Opinion dated Jun. 8, 2017”, Sense Labs, Inc., 11 Pages.
- Perez, et al., “Nonintrusive Disaggregation of Residential Air—Conditioning Loads from Sub-hourly Smart Meter Data”, Presented on Jun. 3, 2014 at the NILM Workshop 2014, University of Texas at Austin, http://nilmworkshop14.files.wordpress.com/2014/05/perez_nonintrusive1.pdf, accessed on Dec. 22, 2014, 4 pages.
- Phillips, et al., “Supero: A sensor system for unsupervised residential power usage monitoring”, 2013 IEEE International Conference on Pervasive Computing and Communications (PerCom). IEEE, 2013, pp. 66-75.
- Tang, et al., “Semi-Intrusive Load Monitoring for Large-Scale Appliances”, Presented on Jun. 3, 2014 at the NILM Workshop 2014, University of Texas at Austin, http://nilmworkshop14.files.wordpress.com/2014/05/tang_semiintrusive.pdf, accessed on Dec. 22, 2014, 4 pages.
- Trung, et al., “Event Detection and Disaggregation Algorithms for NIALM System”, Presented on Jun. 3, 2014 at the NILM Workshop 2014, University of Texas at Austin, http://nilmworkshop14.files.wordpress.com/2014/05/trung_event.pdf, accessed on Dec. 22, 2014, 4 pages.
- Tyler, et al., “Direct, Instantaneous Identification of Home Appliances”, Presented on Jun. 3, 2014 at the NILM Workshop 2014, University of Texas at Austin, http://nilmworkshop14.files.wordpress.com/2014/05/tyler_direct.pdf, accessed on Dec. 22, 2014, 4 pages.
- Zalewski, “p0f v3 (version 3.09b)”, <http://lcamtuf.coredump.cx/p0f3/> (accessed on Mar. 13, 2017), copyright 2012-2014, 4 pages.
- Zeifman, “Disaggregation of home energy display data using probabilistic approach”, *IEEE Transactions on Consumer Electronics* 58.1, 2012, pp. 23-31.
- 18756635.1, “European Application Serial No. 18756635.1, Extended European Search Report dated Nov. 17, 2020”, Sense Labs, Inc., 8 pages.
- 19206642.1, “European Application Serial No. 19206642.1, Extended European Search Report dated Feb. 26, 2020”, Sense Labs, Inc., 9 pages.
- Anonymous, “Nonintrusive load monitoring—Wikipedia”, Nov. 7, 2014, 3 pages.
- 2019351894, “Australian Application Serial No. 2019351894, Examination Report dated Apr. 20, 2021”, Sense Labs, Inc., 3 pages.
- PCT/US19/54062, “International Application Serial No. PCT/US19/54062, International Preliminary Report on Patentability dated Apr. 15, 2021”, Sense Labs, Inc., 14 pages.
- U.S. Appl. No. 17/338,554, filed Jun. 3, 2021, Pending, Christopher M. Micali et al.
- U.S. Appl. No. 17/338,558, filed Jun. 3, 2021, Pending, Christopher M. Micali et al.
- U.S. Appl. No. 16/179,567, filed Nov. 2, 2018, Pending, Ghinwa Fakhri Choueiter.

U.S. Appl. No. 16/179,598, filed Nov. 2, 2018, Pending, Ghinwa Fakhri Choueiter.

U.S. Appl. No. 16/179,619, filed Nov. 2, 2018, Allowed, Ghinwa Fakhri Choueiter.

PCT/US19/54062, Oct. 1, 2019, Pending, Ghinwa Fakhri Choueiter.

* cited by examiner

Primary Examiner — Lauren D McVey

(74) *Attorney, Agent, or Firm* — GTC Law Group PC & Affiliates

(57) **CLAIM**

The ornamental design for an electrical current sensor, as shown and described.

DESCRIPTION

FIG. 1 is a front side view of a first embodiment of an electrical current sensor in a closed position;
 FIG. 2 is a rear side view of the electrical current sensor of FIG. 1 in a closed position;
 FIG. 3 is a top plan view of the electrical current sensor of FIG. 1 in a closed position;
 FIG. 4 is a bottom plan view of the electrical current sensor of FIG. 1 in a closed position;
 FIG. 5 is a left side view of the electrical current sensor of FIG. 1 in a closed position;
 FIG. 6 is a right side view of the electrical current sensor of FIG. 1 in a closed position;
 FIG. 7 is a rear perspective view of the right side of the electrical current sensor of FIG. 1 in a closed position;
 FIG. 8 is a front perspective view of the left side of the electrical current sensor of FIG. 1 in a closed position;
 FIG. 9 is a front side view of the electrical current sensor of FIG. 1 in an open position;
 FIG. 10 is a rear side view of the electrical current sensor of FIG. 1 in an open position;
 FIG. 11 is a top plan view of the electrical current sensor of FIG. 1 in an open position;
 FIG. 12 is a bottom plan view of the electrical current sensor of FIG. 1 in an open position;
 FIG. 13 is a left side view of the electrical current sensor of FIG. 1 in an open position;
 FIG. 14 is a right side view of the electrical current sensor of FIG. 1 in an open position;
 FIG. 15 is a rear perspective view of the right side of the electrical current sensor of FIG. 1 in an open position;
 FIG. 16 is a front perspective view of the electrical current sensor of FIG. 1 in an open position;
 FIG. 17 is a front side view of a second embodiment of the electrical current sensor in a closed position;
 FIG. 18 is a rear side view of the electrical current sensor of FIG. 17 in a closed position;
 FIG. 19 is a top plan view of the electrical current sensor of FIG. 17 in a closed position;
 FIG. 20 is a bottom plan view of the electrical current sensor of FIG. 17 in a closed position;
 FIG. 21 is a left side view of the electrical current sensor of FIG. 17 in a closed position;
 FIG. 22 is a right side view of the electrical current sensor of FIG. 17 in a closed position;
 FIG. 23 is a rear perspective view of the left side of the electrical current sensor of FIG. 17 in a closed position;
 FIG. 24 is a front perspective view of the electrical current sensor of FIG. 17 in a closed position;

FIG. 25 is a front side view of the electrical current sensor of FIG. 17 in an open position;
 FIG. 26 is a rear side view of the electrical current sensor of FIG. 17 in an open position;
 FIG. 27 is a top plan view of the electrical current sensor of FIG. 17 in an open position;
 FIG. 28 is a bottom plan view of the electrical current sensor of FIG. 17 in an open position;
 FIG. 29 is left side view of the electrical current sensor of FIG. 17 in an open position;
 FIG. 30 is a right side view of the electrical current sensor of FIG. 17 in an open position;
 FIG. 31 is a rear perspective view of the right side of the electrical current sensor of FIG. 17 in an open position;
 FIG. 32 is a front perspective view of the electrical current sensor of FIG. 17 in an open position;
 FIG. 33 is a front side view of a third embodiment of the electrical current sensor in a closed position;
 FIG. 34 is a rear side view of the electrical current sensor of FIG. 33 in a closed position;
 FIG. 35 is a top plan view of the electrical current sensor of FIG. 33 in a closed position;
 FIG. 36 is a bottom plan view of the electrical current sensor of FIG. 33 in a closed position;
 FIG. 37 is a left side view of the electrical current sensor of FIG. 33 in a closed position;
 FIG. 38 is a right side view of the electrical current sensor of FIG. 33 in a closed position;
 FIG. 39 is a rear perspective view of the right side of the electrical current sensor of FIG. 33 in a closed position;
 FIG. 40 is a front perspective view of the left side of the electrical current sensor of FIG. 33 in a closed position;
 FIG. 41 is a front side view of the electrical current sensor of FIG. 33 in an open position;
 FIG. 42 is a rear side view of the electrical current sensor of FIG. 33 in an open position;
 FIG. 43 is a top plan view of the electrical current sensor of FIG. 33 in an open position;
 FIG. 44 is a bottom plan view of the electrical current sensor of FIG. 33 in an open position;
 FIG. 45 is a left side view of the electrical current sensor of FIG. 33 in an open position;
 FIG. 46 is a right side view of the electrical current sensor of FIG. 33 in an open position;
 FIG. 47 is a rear perspective view of the right side of the electrical current sensor of FIG. 33 in an open position;
 FIG. 48 is a front perspective view of the electrical current sensor of FIG. 33 in an open position;
 FIG. 49 is a front side view of a fourth embodiment of the electrical current sensor in a closed position;
 FIG. 50 is a rear side view of the electrical current sensor of FIG. 49 in a closed position;
 FIG. 51 is a top plan view of the electrical current sensor of FIG. 49 in a closed position;
 FIG. 52 is a bottom plan view of the electrical current sensor of FIG. 49 in a closed position;
 FIG. 53 is a left side view of the electrical current sensor of FIG. 49 in a closed position;
 FIG. 54 is a right side view of the electrical current sensor of FIG. 49 in a closed position;
 FIG. 55 is a rear perspective view of the right side of the electrical current sensor of FIG. 49 in a closed position;
 FIG. 56 is a front perspective view of the electrical current sensor of FIG. 49 in a closed position;

FIG. 57 is a front side view of the electrical current sensor of FIG. 49 in an open position;
FIG. 58 is a rear side view of the electrical current sensor of FIG. 49 in an open position;
FIG. 59 is a top plan view of the electrical current sensor of FIG. 49 in an open position;
FIG. 60 is a bottom plan view of the electrical current sensor of FIG. 49 in an open position;
FIG. 61 is a left side view of the electrical current sensor of FIG. 49 in an open position;
FIG. 62 is a right side view of the electrical current sensor of FIG. 49 in an open position;
FIG. 63 is a rear perspective view of the right side of the electrical current sensor of FIG. 49 in an open position; and,
FIG. 64 is a front perspective view of the electrical current sensor of FIG. 49 in an open position.
The broken lines are for environmental purposes only and form no part of the claimed design.

1 Claim, 48 Drawing Sheets

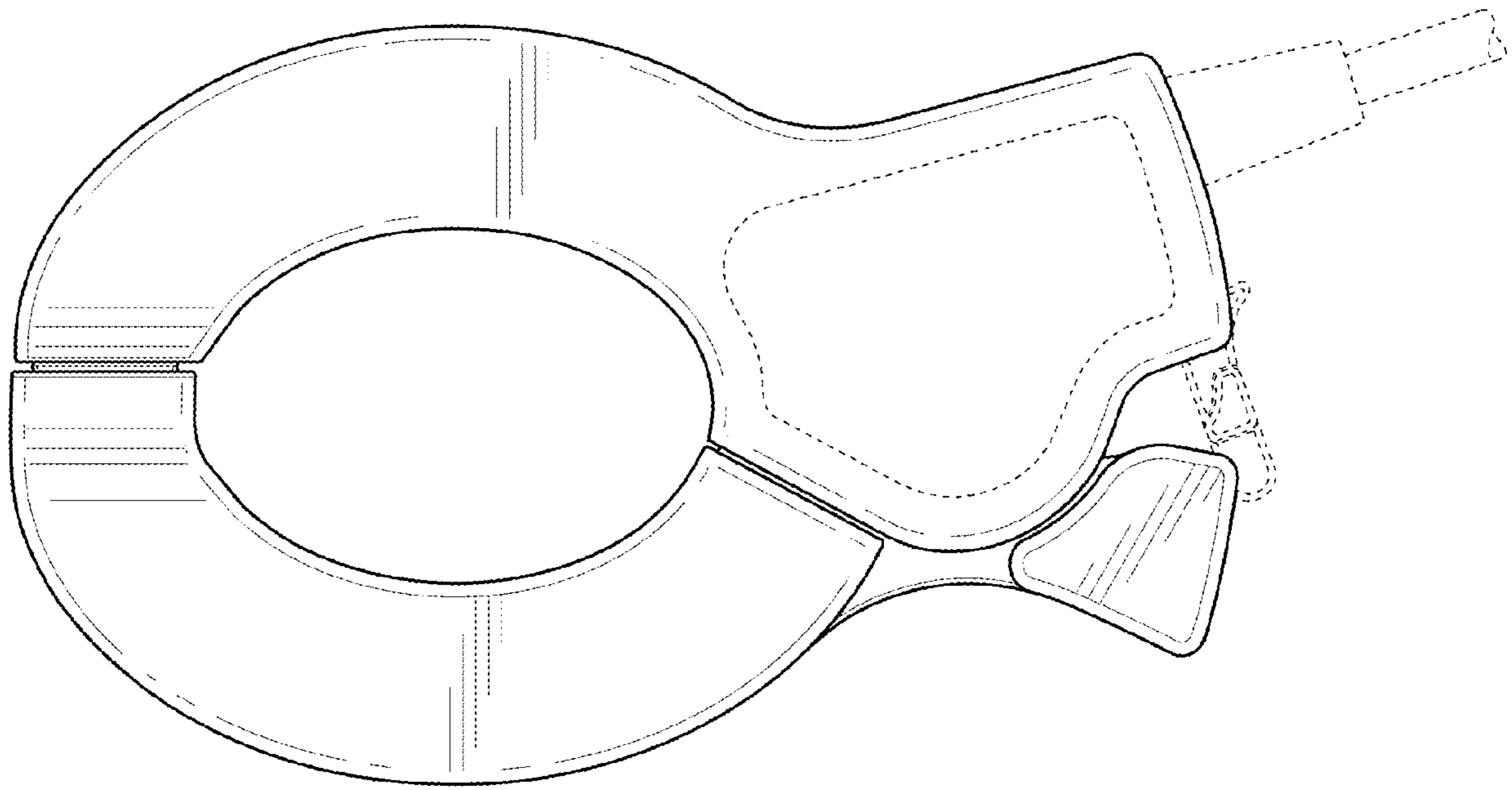


FIG. 1

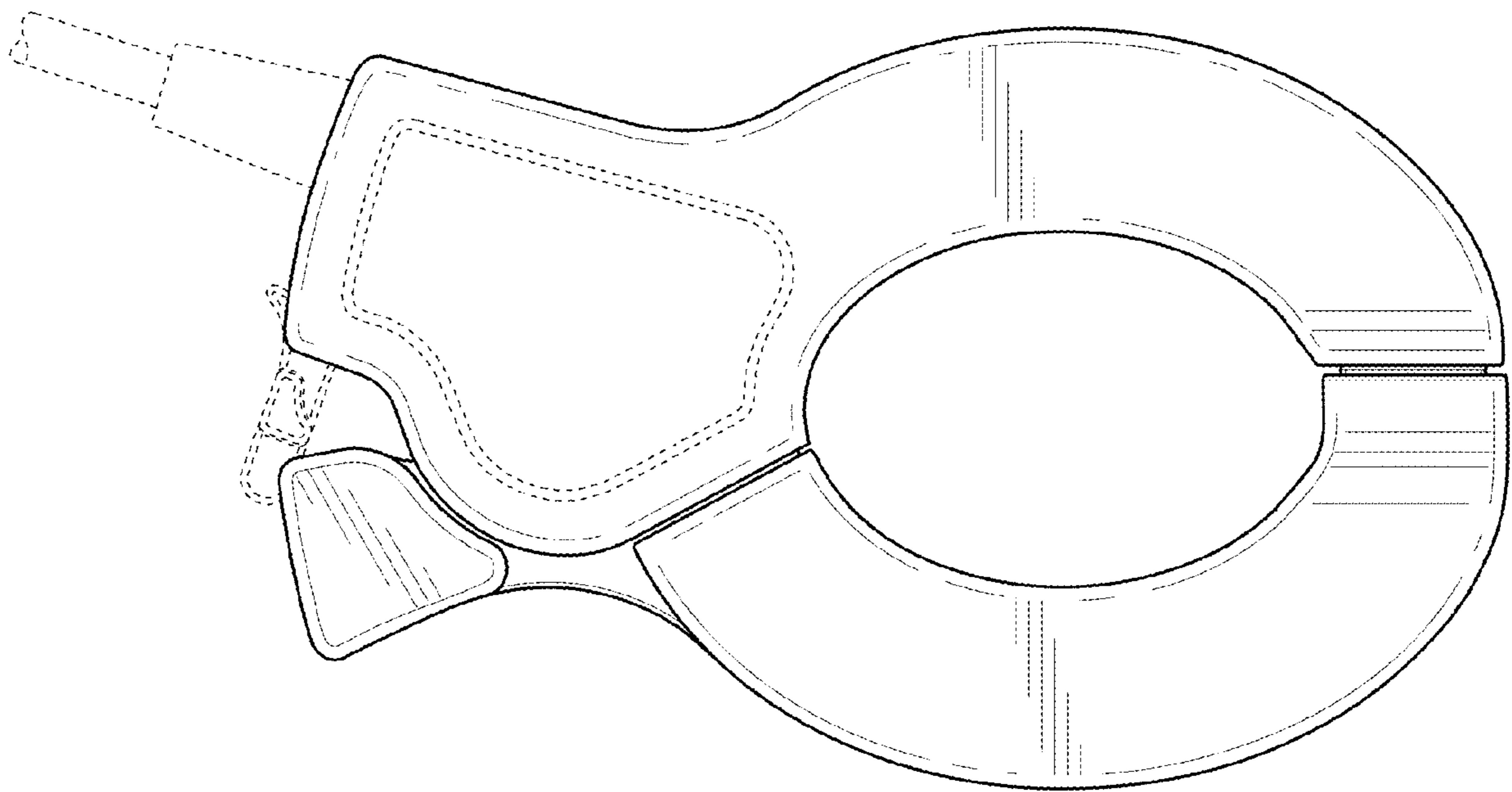


FIG. 2

FIG. 3

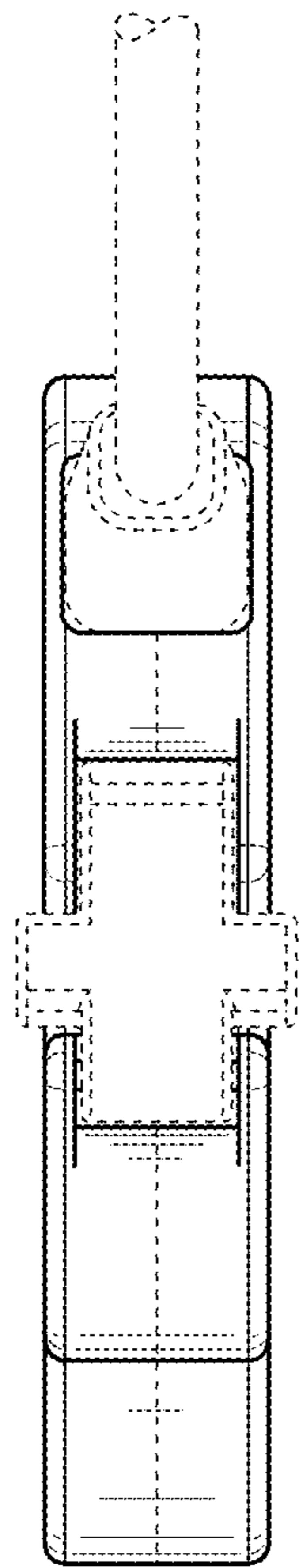
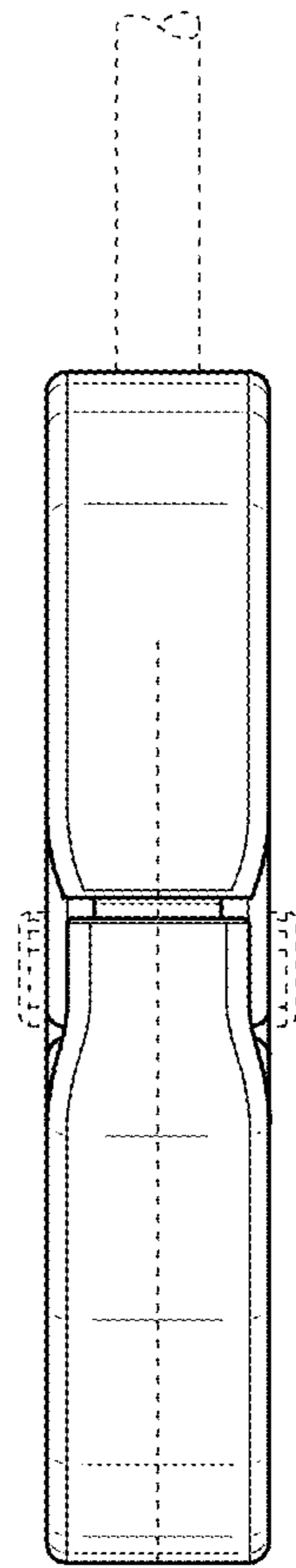


FIG. 4



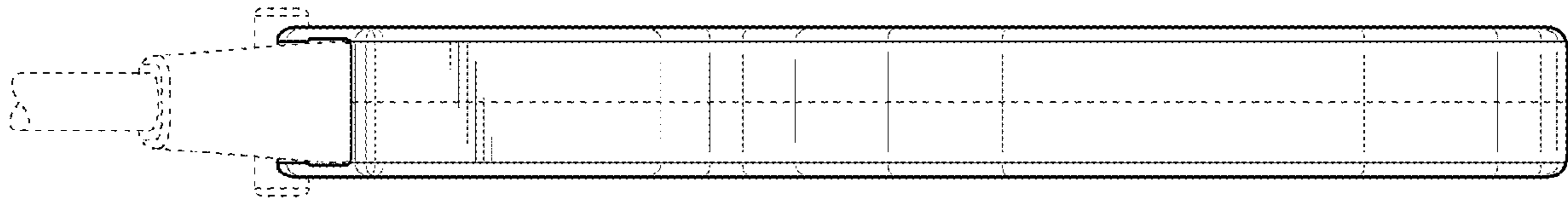


FIG. 5

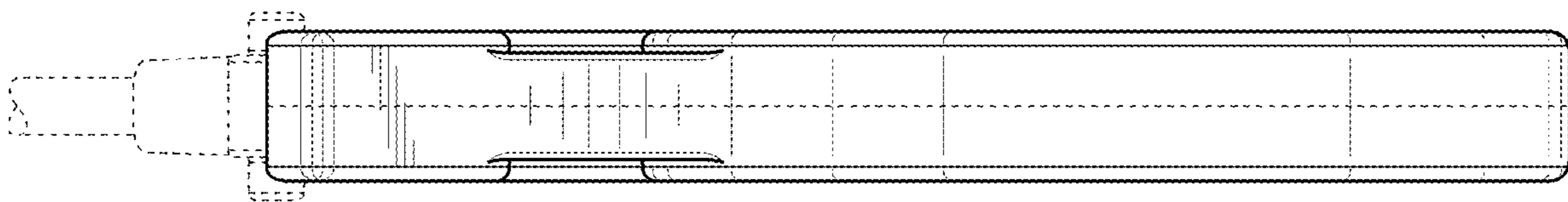


FIG. 6

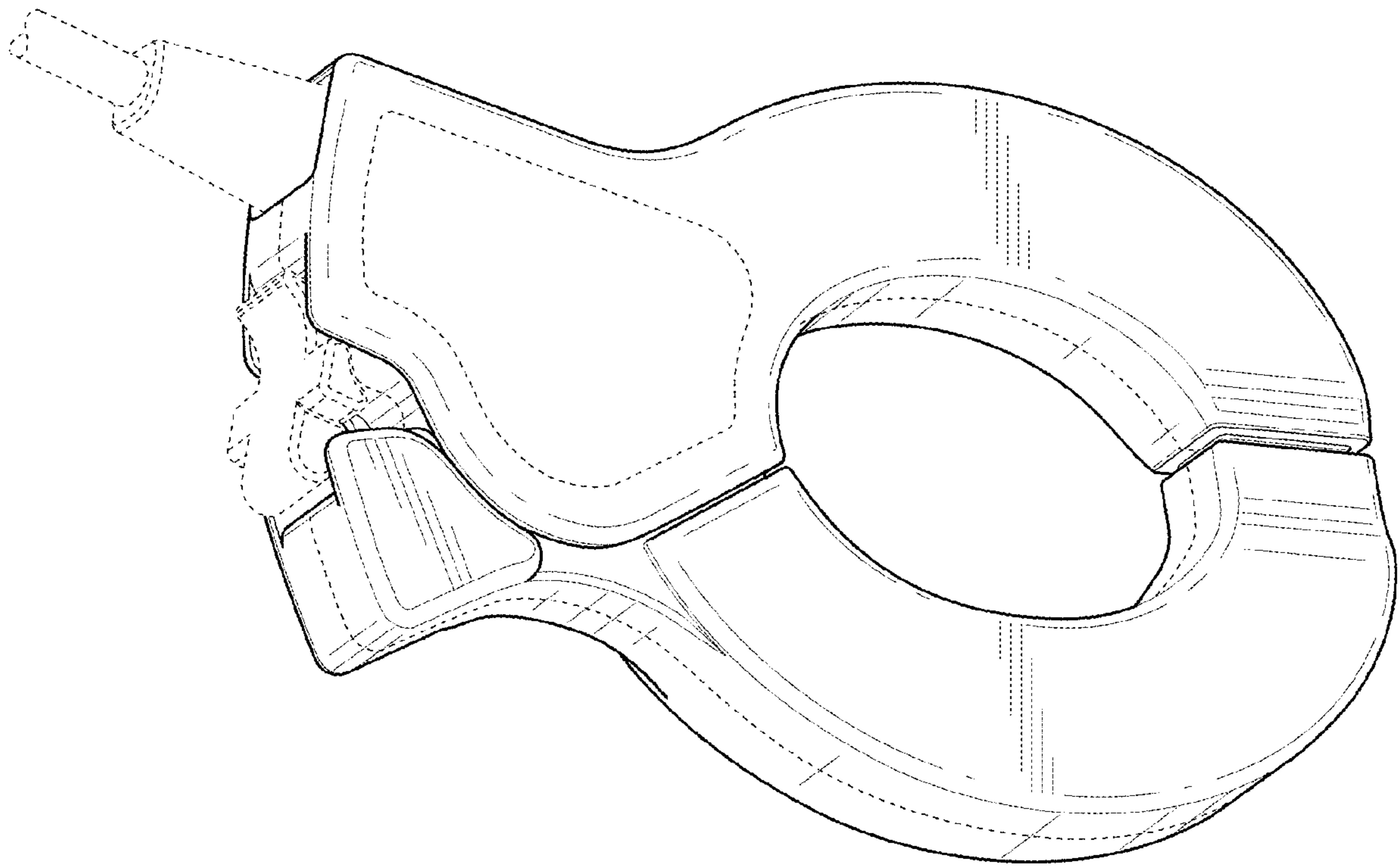


FIG. 7

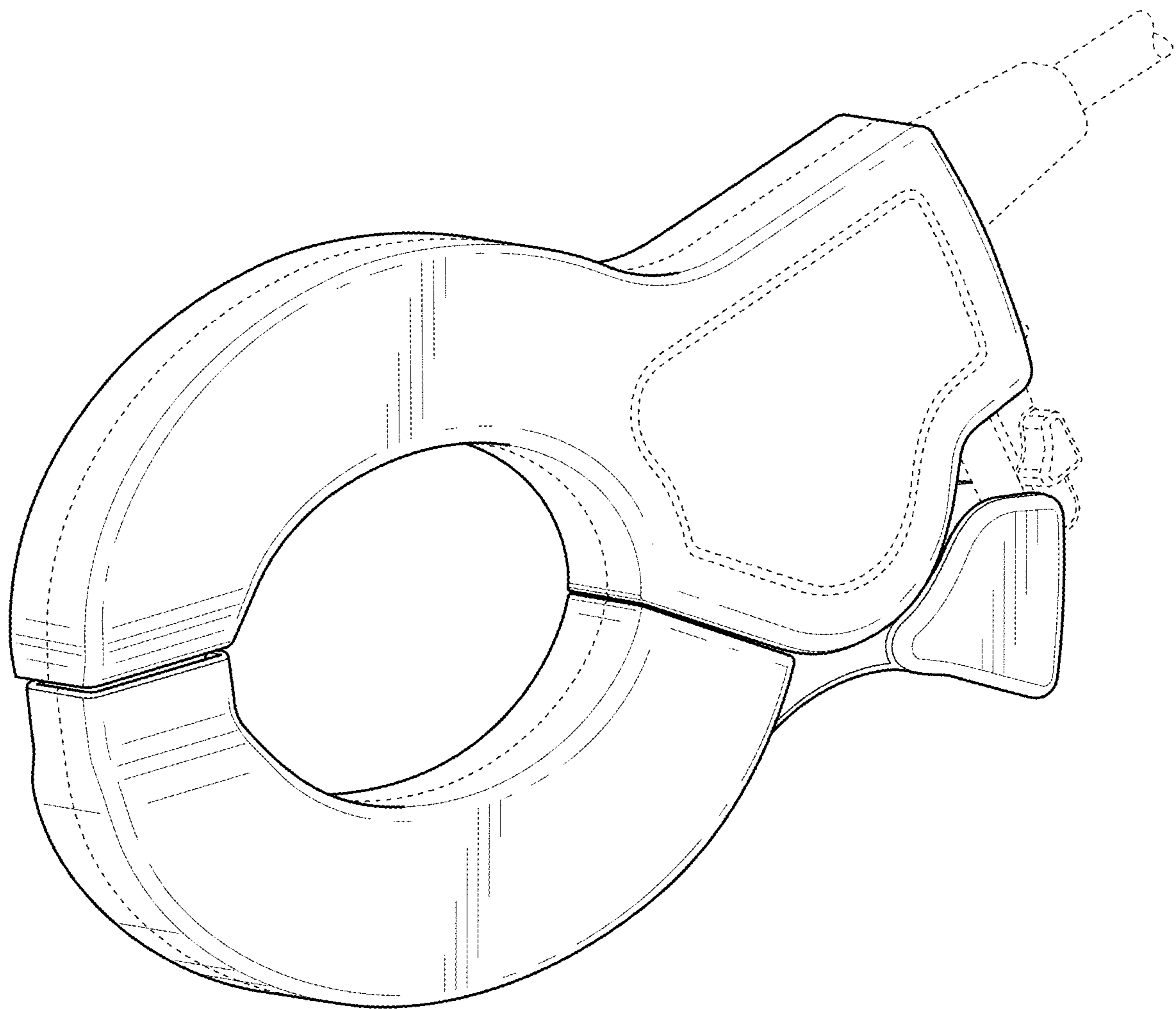


FIG. 8

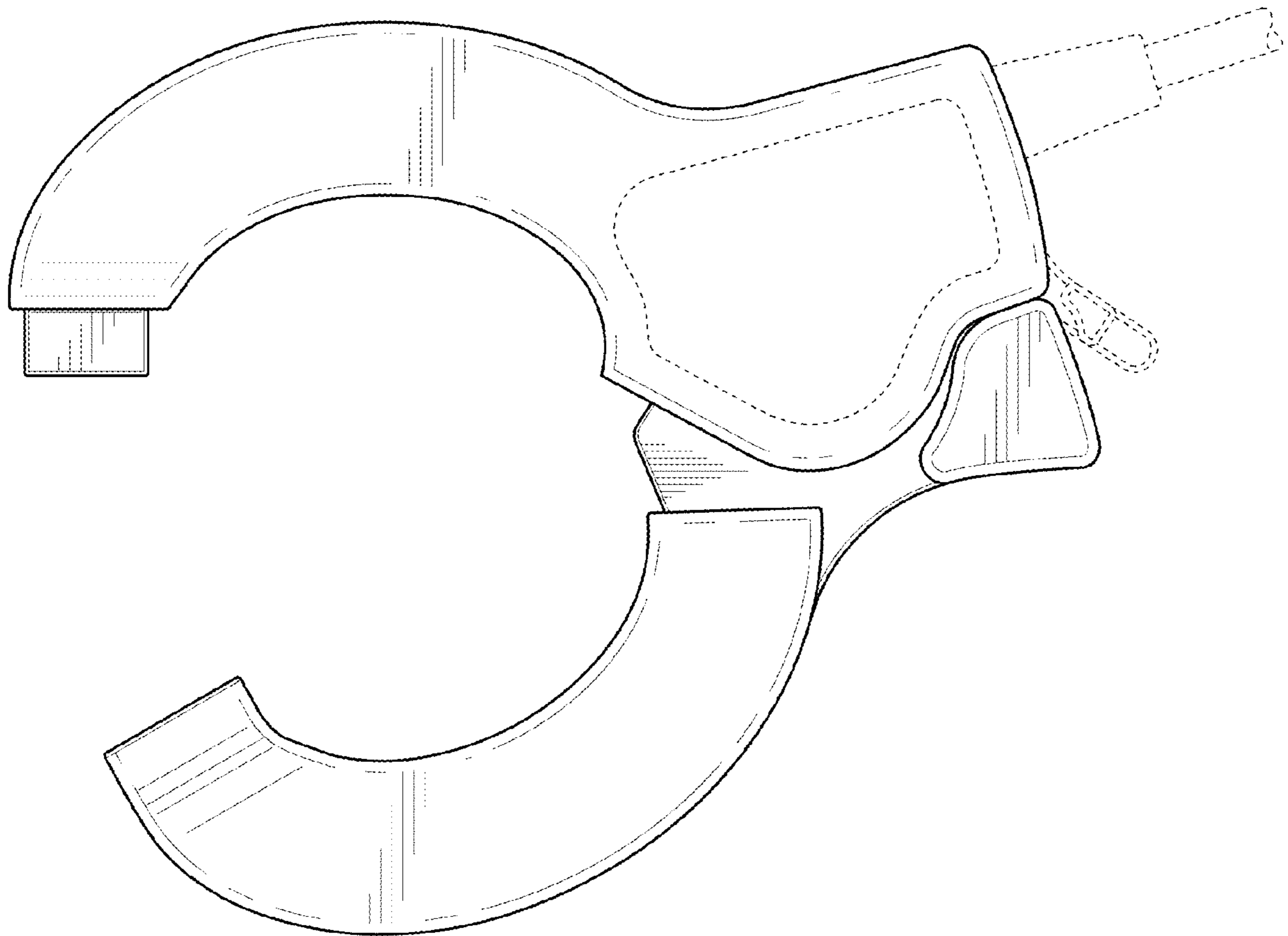


FIG. 9

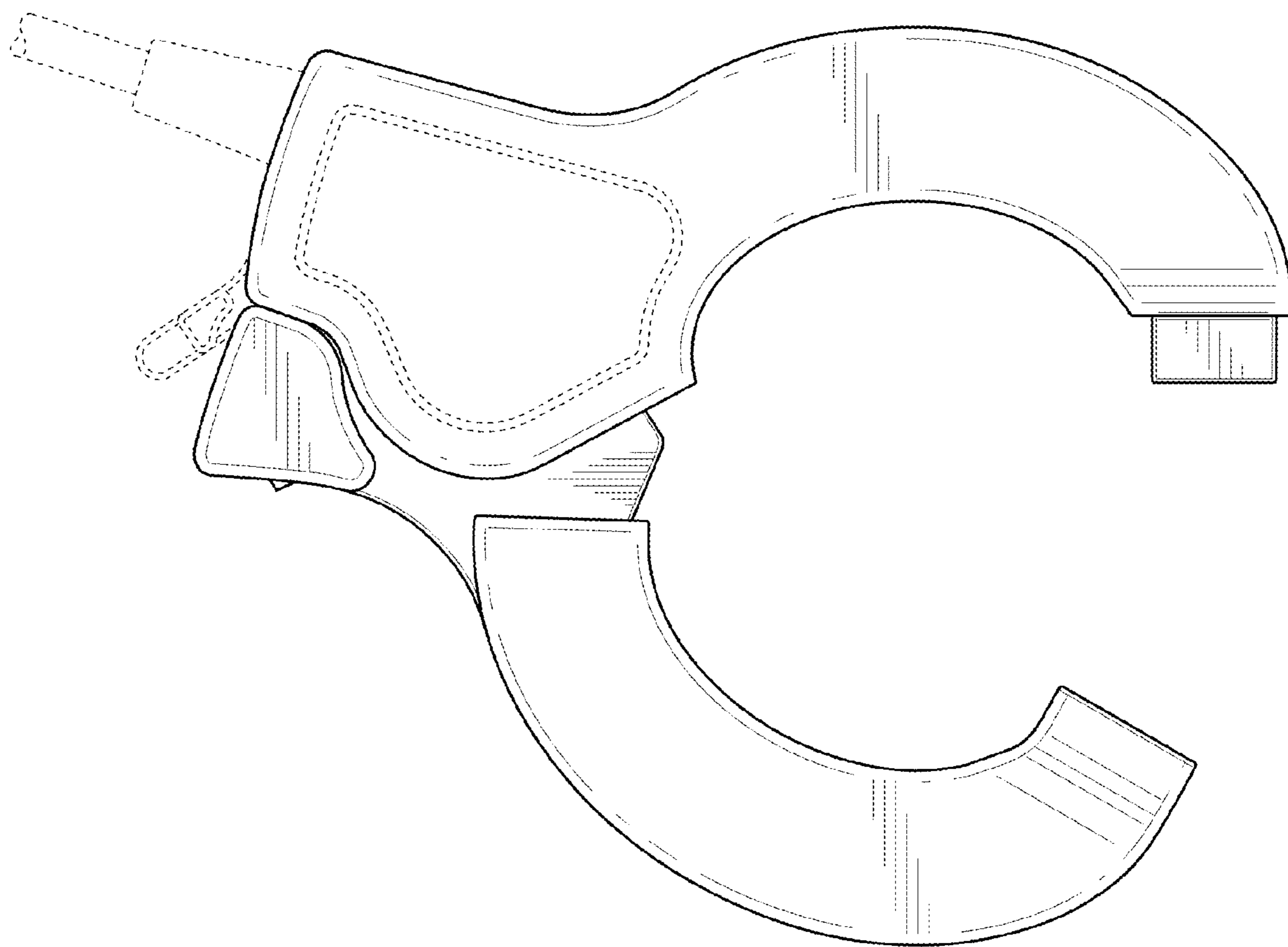


FIG. 10

FIG. 11

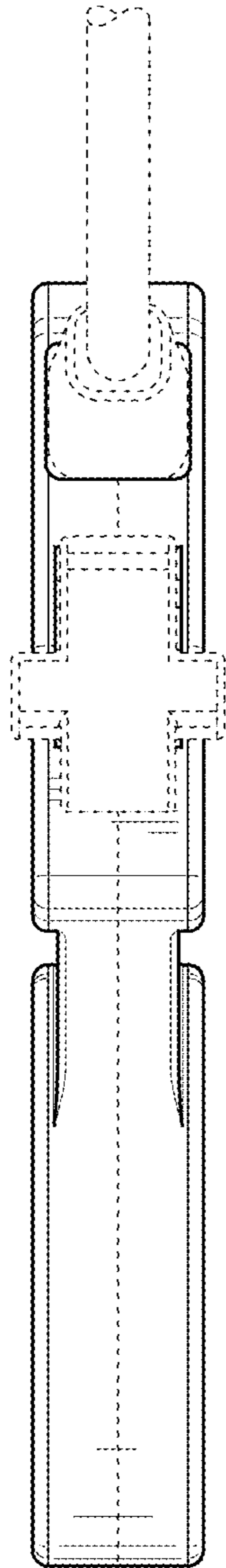
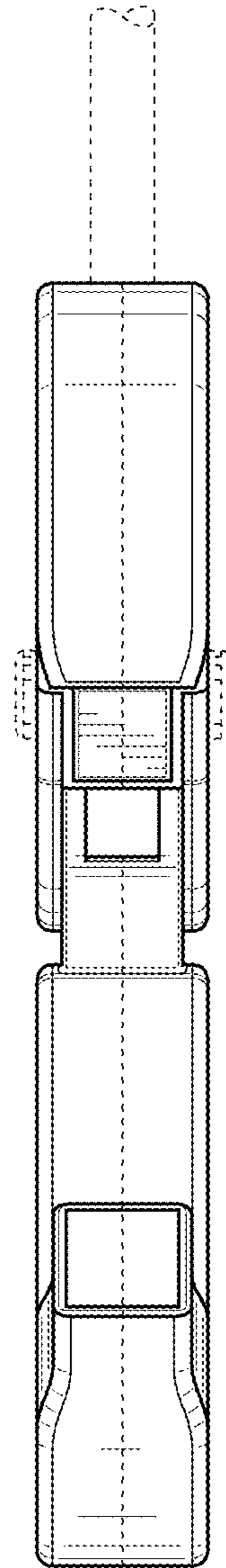


FIG. 12



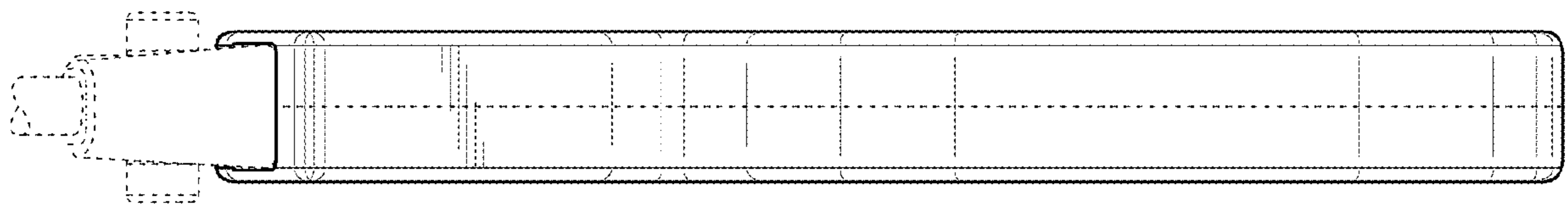


FIG. 13

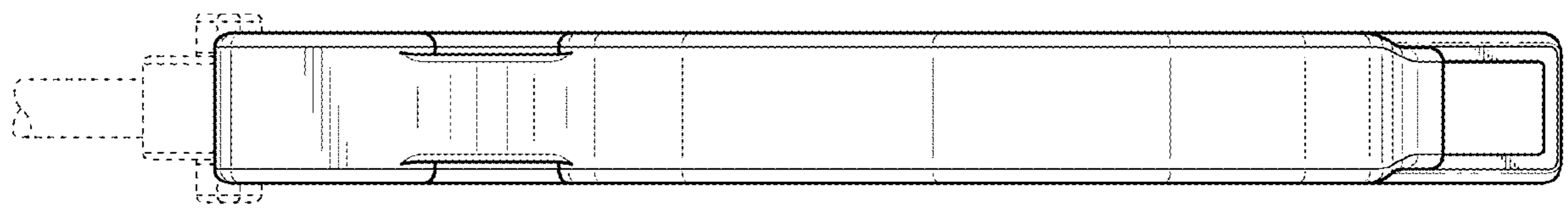


FIG. 14

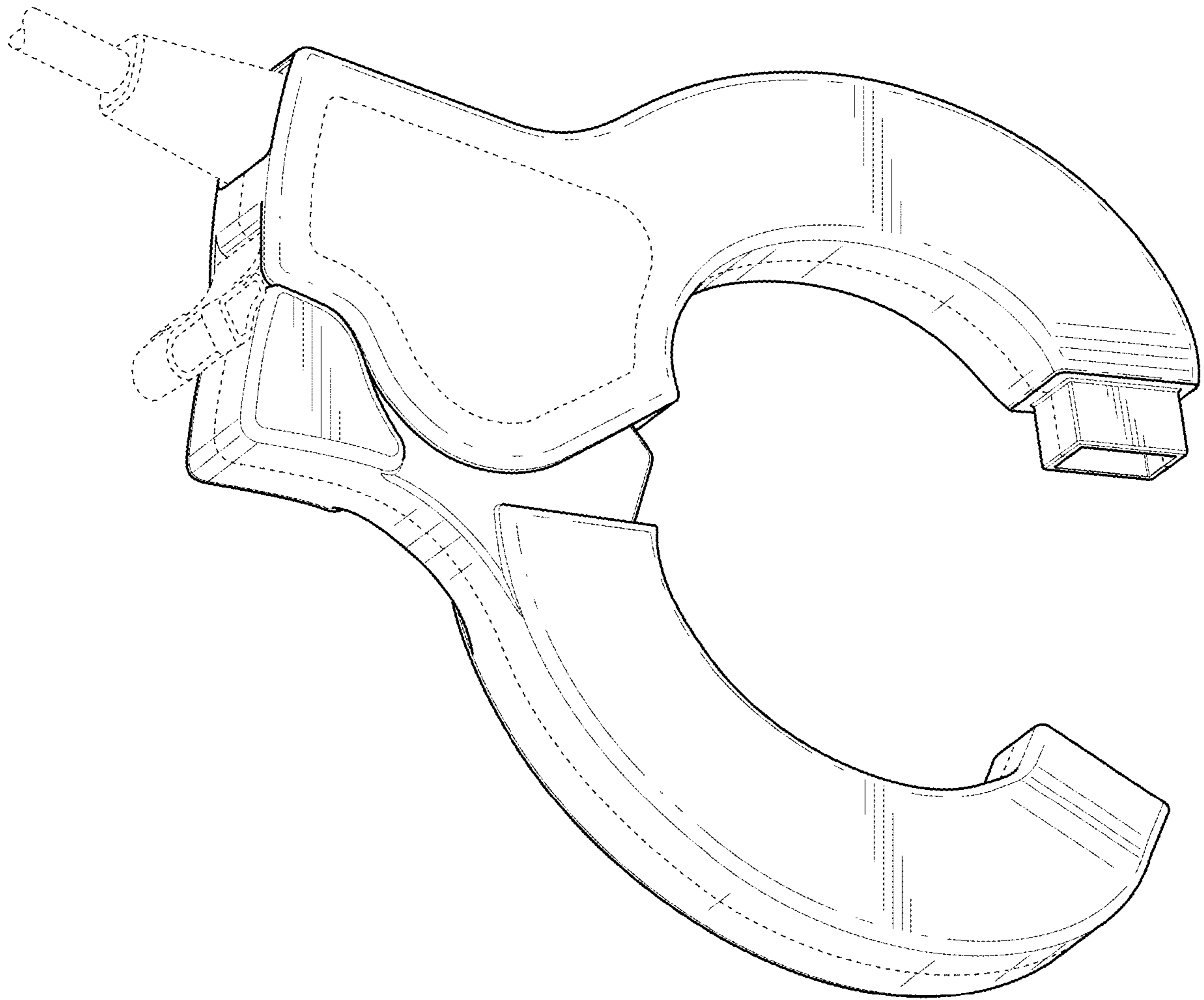


FIG. 15

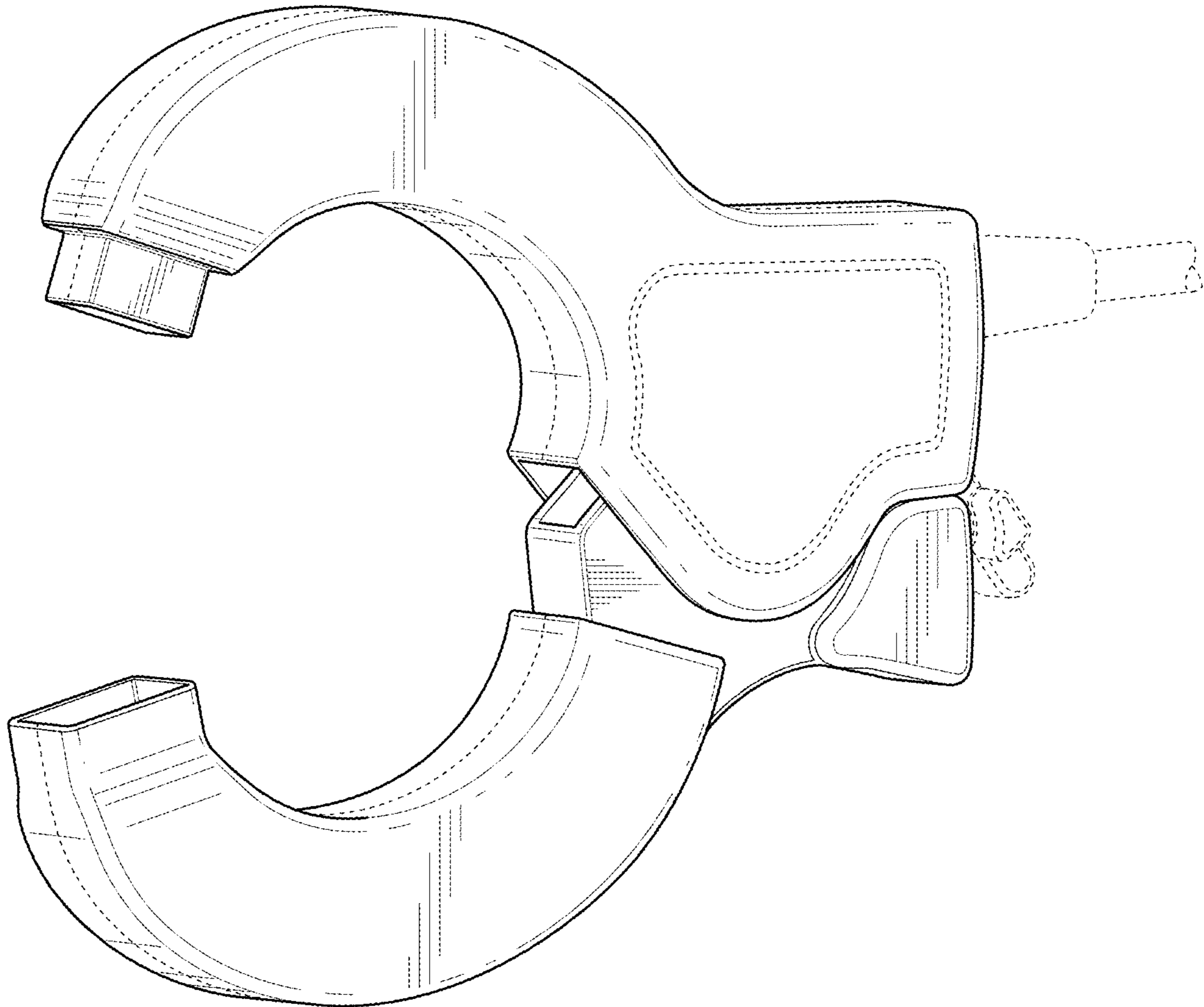


FIG. 16

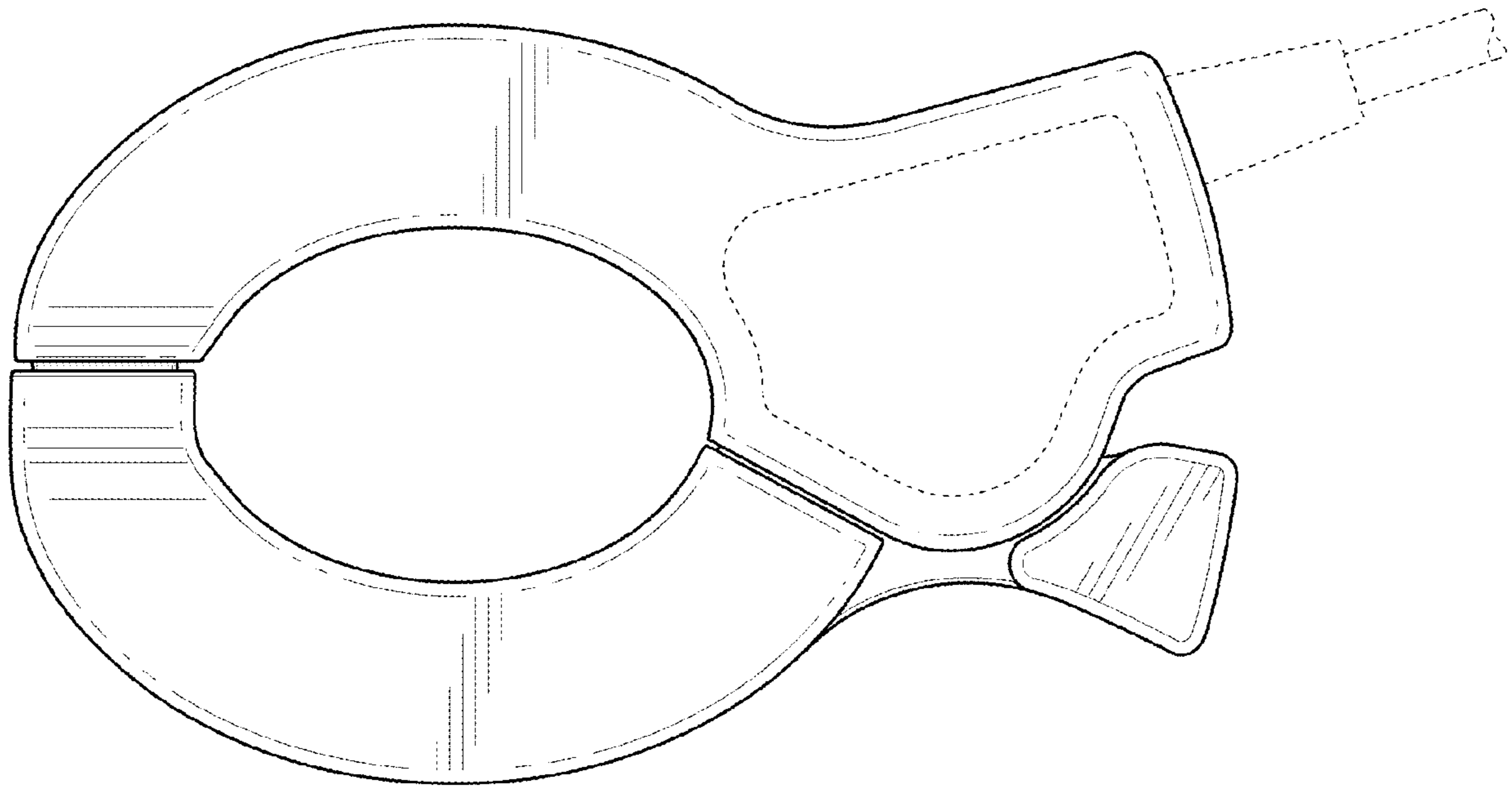


FIG. 17

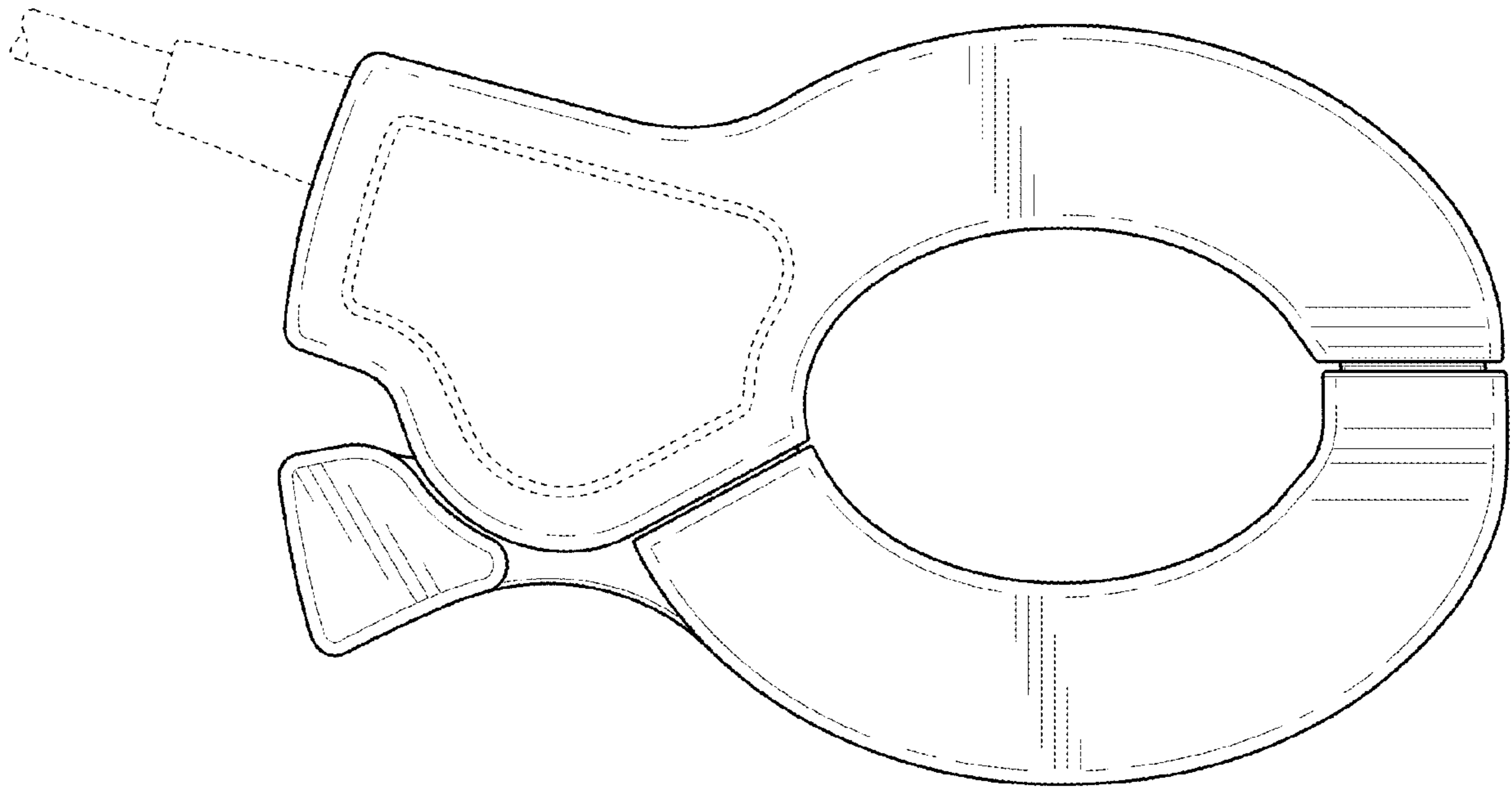


FIG. 18

FIG. 19

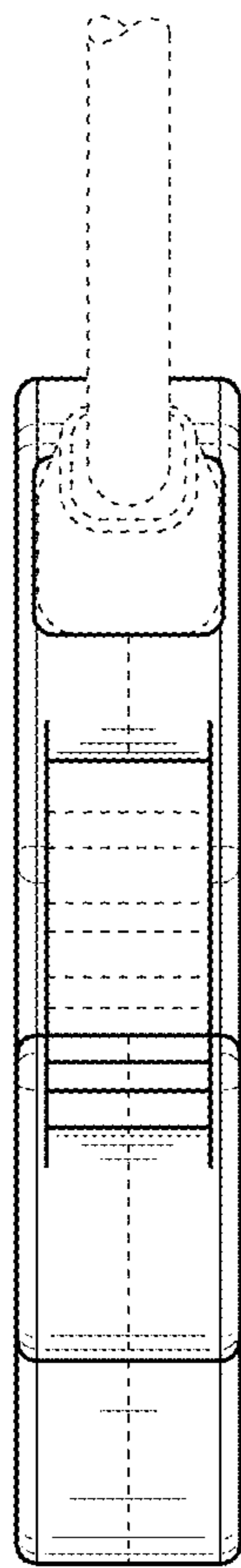
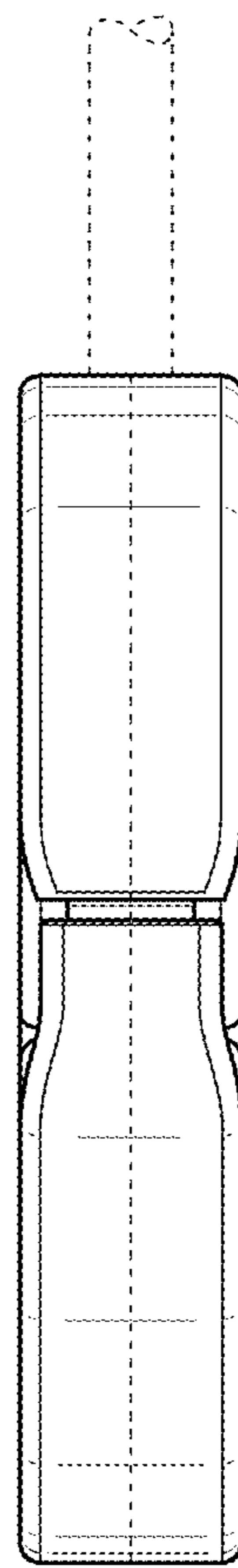


FIG. 20



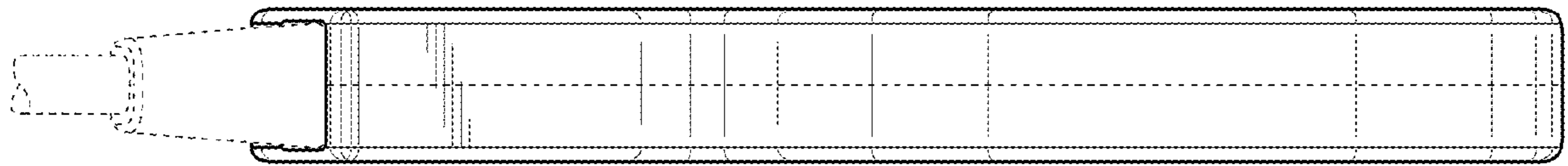


FIG. 21

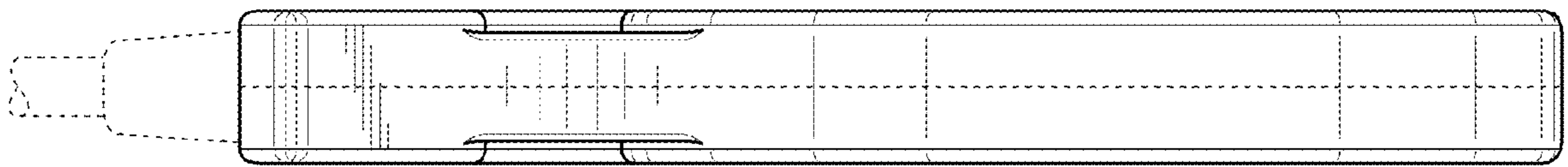


FIG. 22

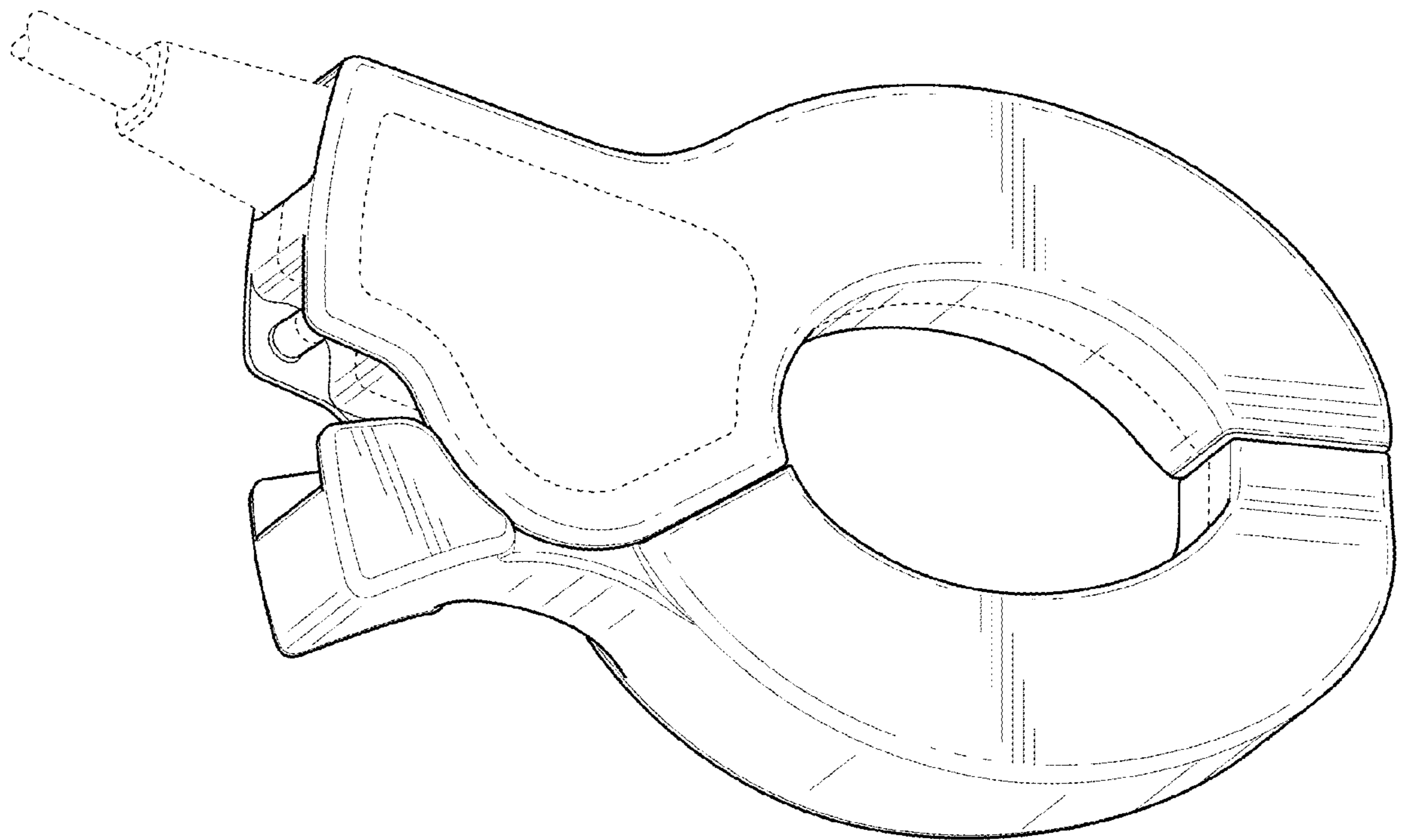


FIG. 23

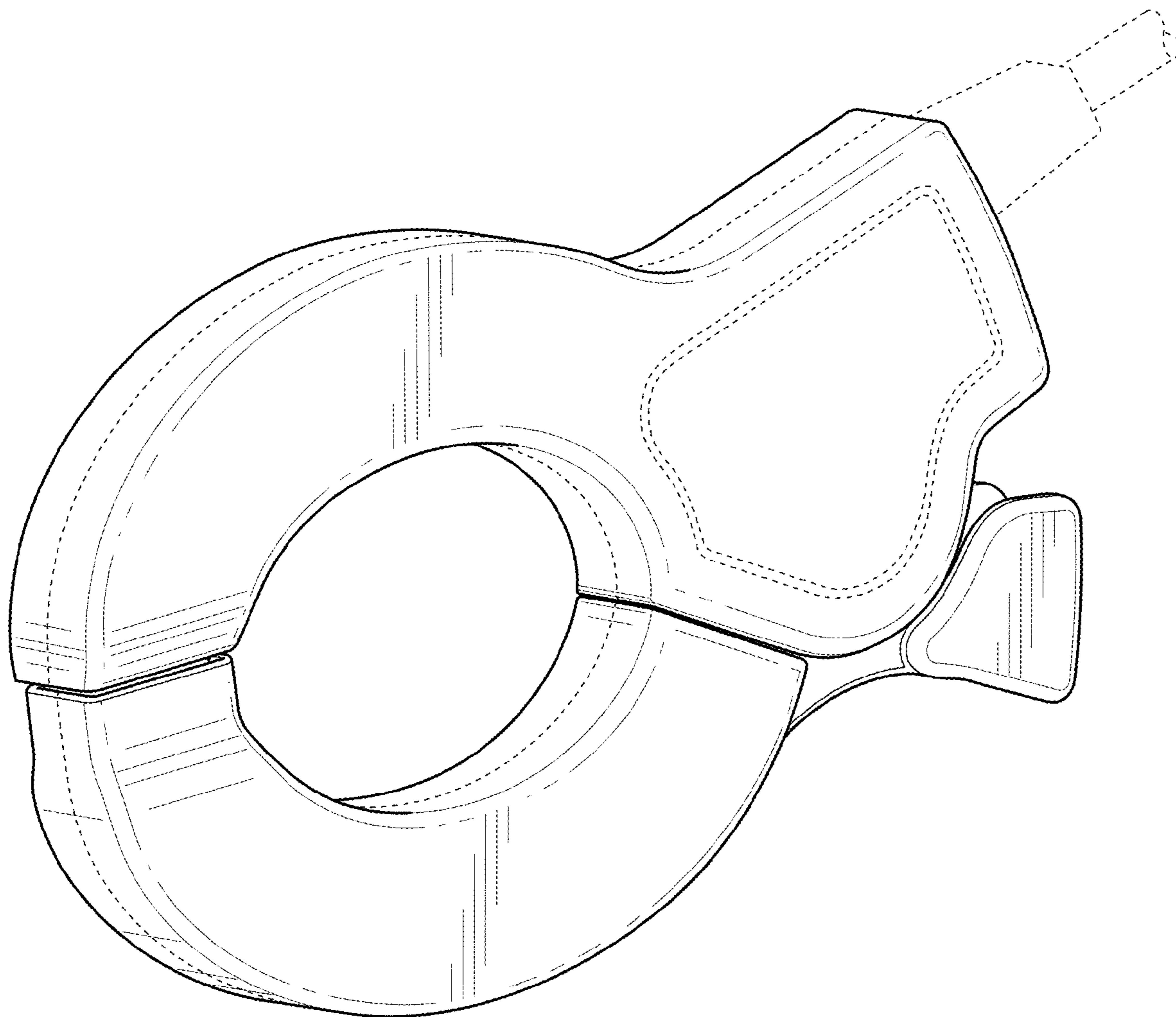


FIG. 24

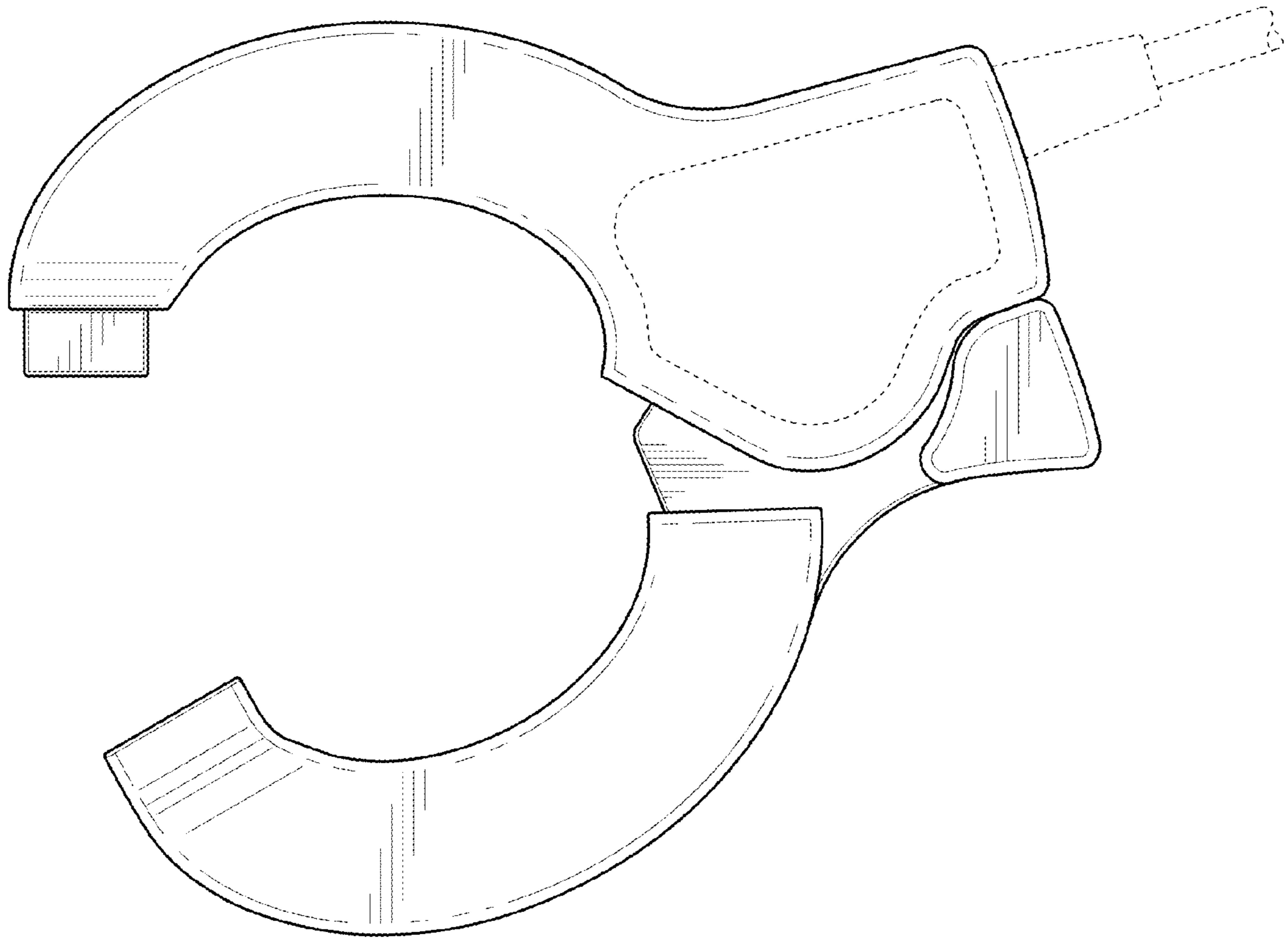


FIG. 25

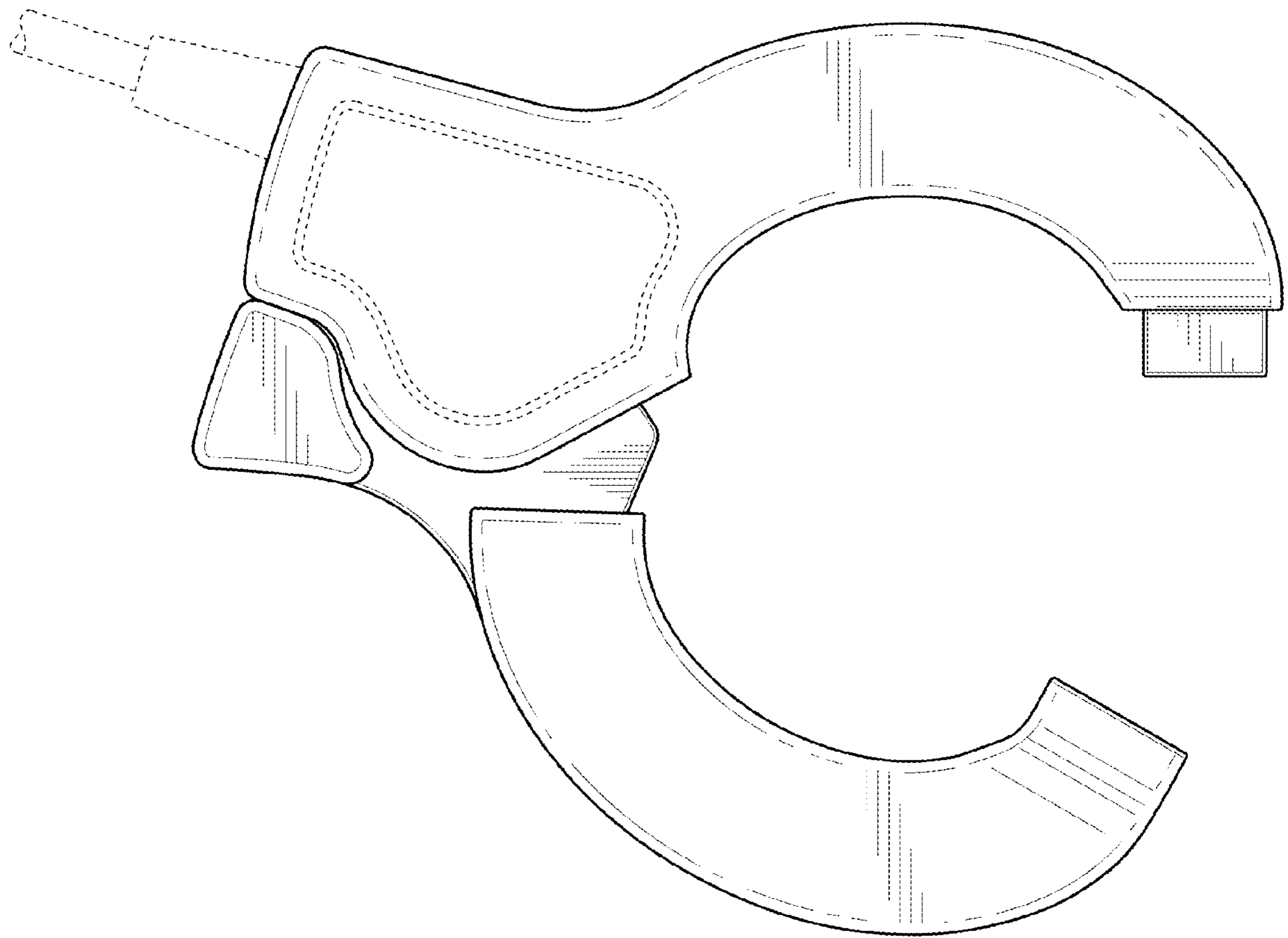


FIG. 26

FIG. 27

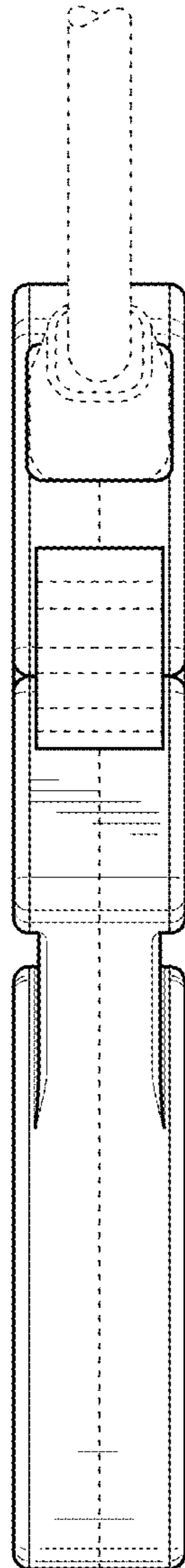
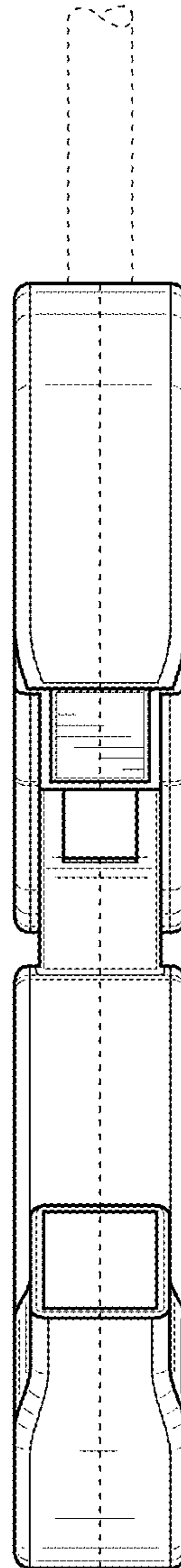


FIG. 28



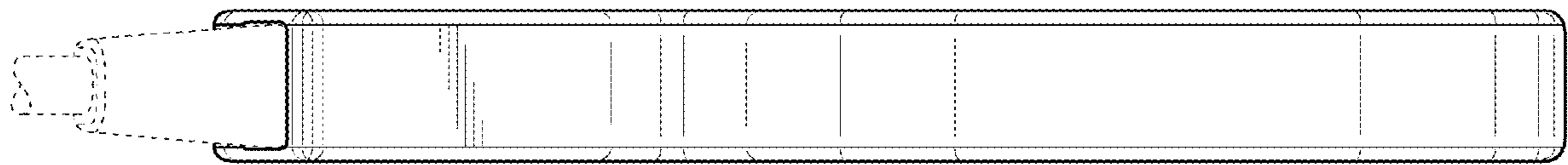


FIG. 29




FIG. 30

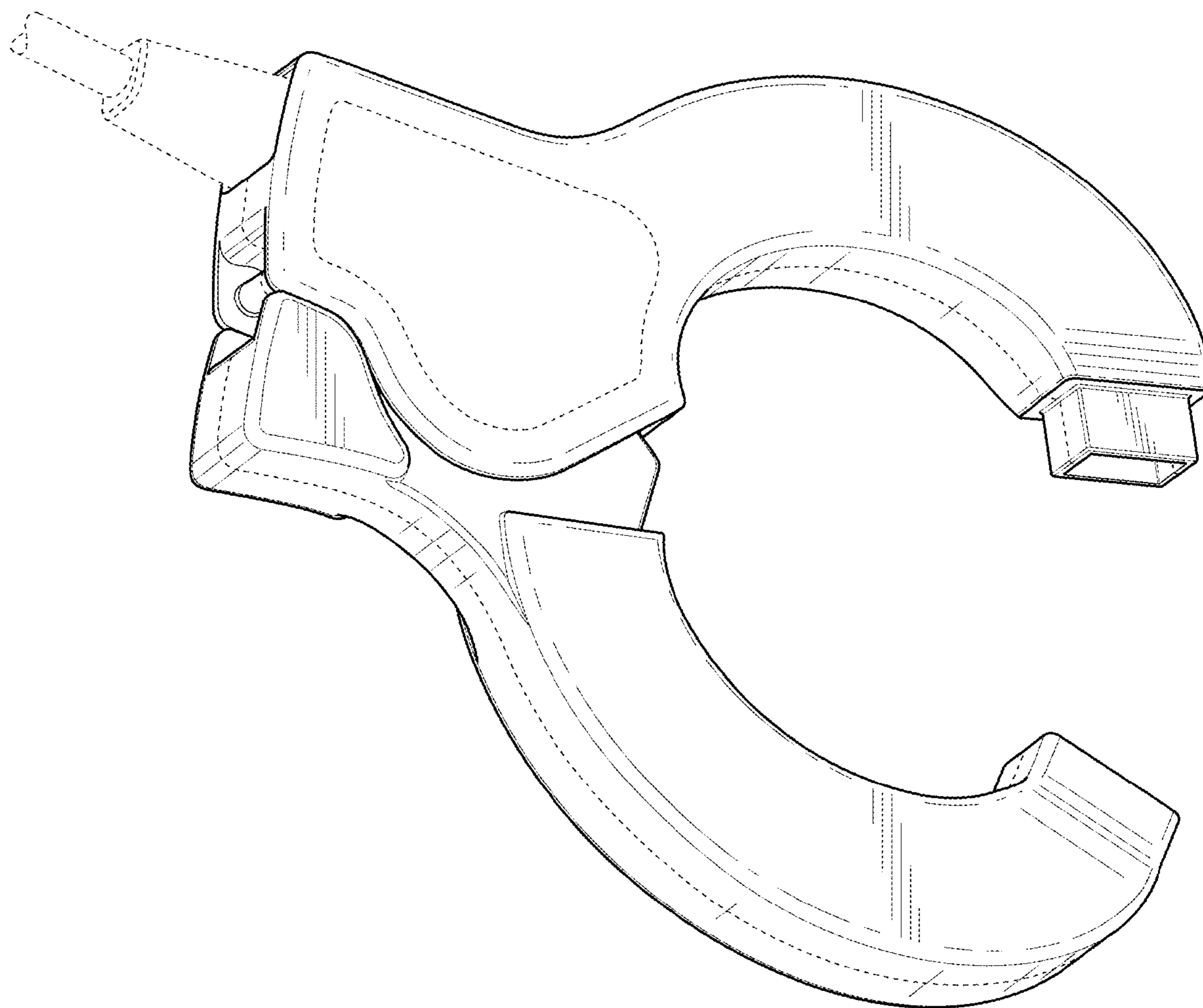


FIG. 31

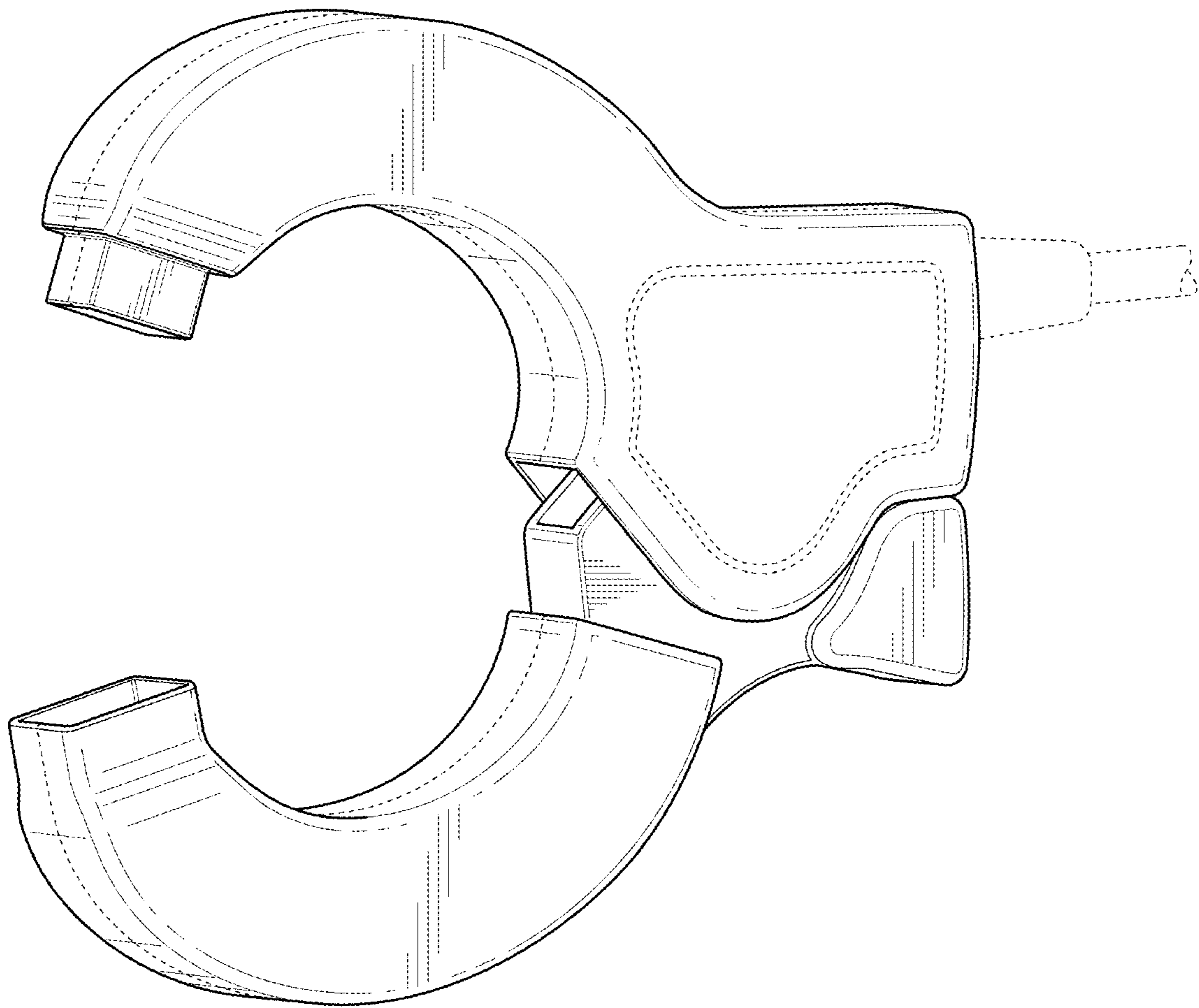


FIG. 32

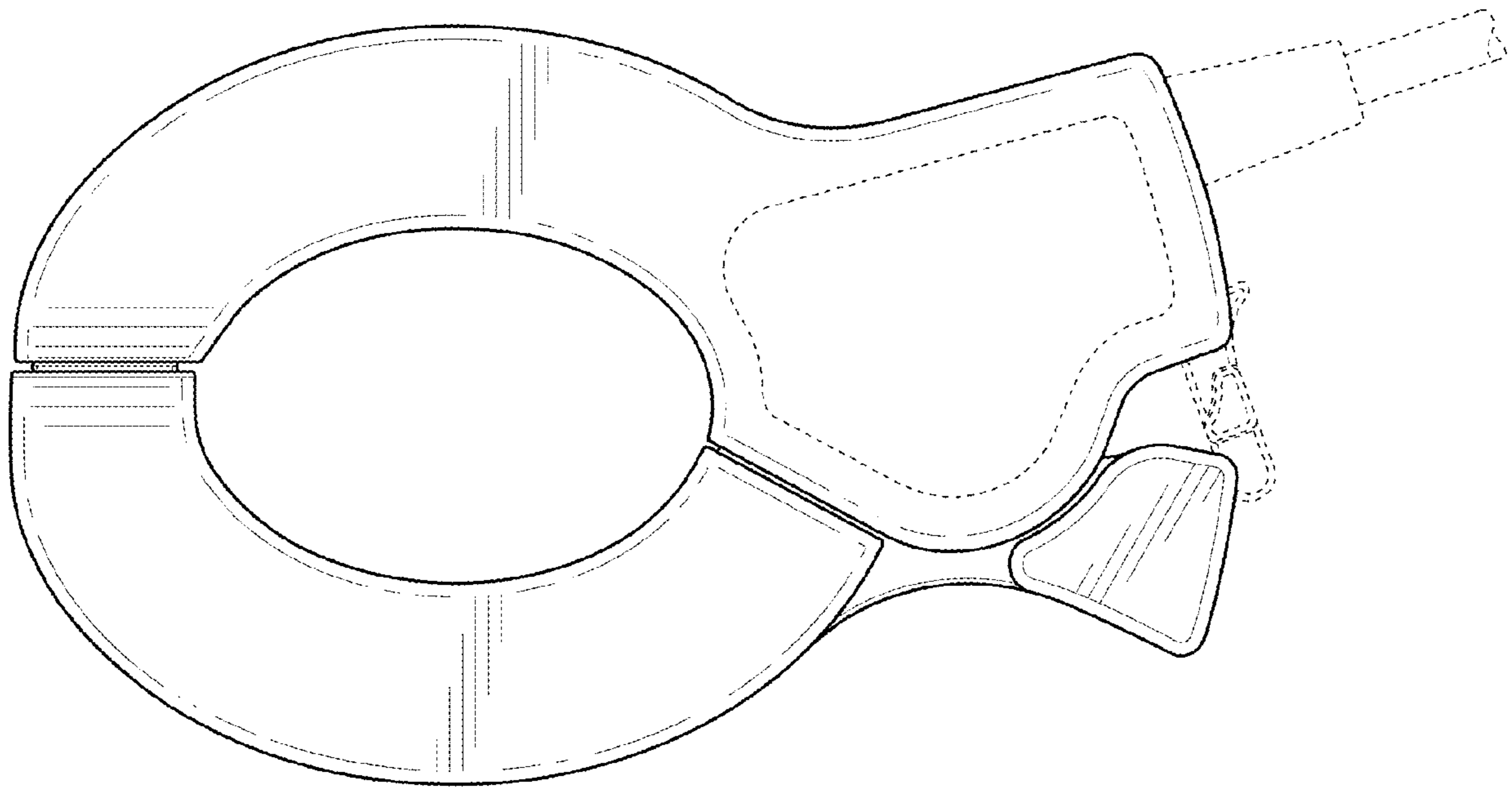


FIG. 33

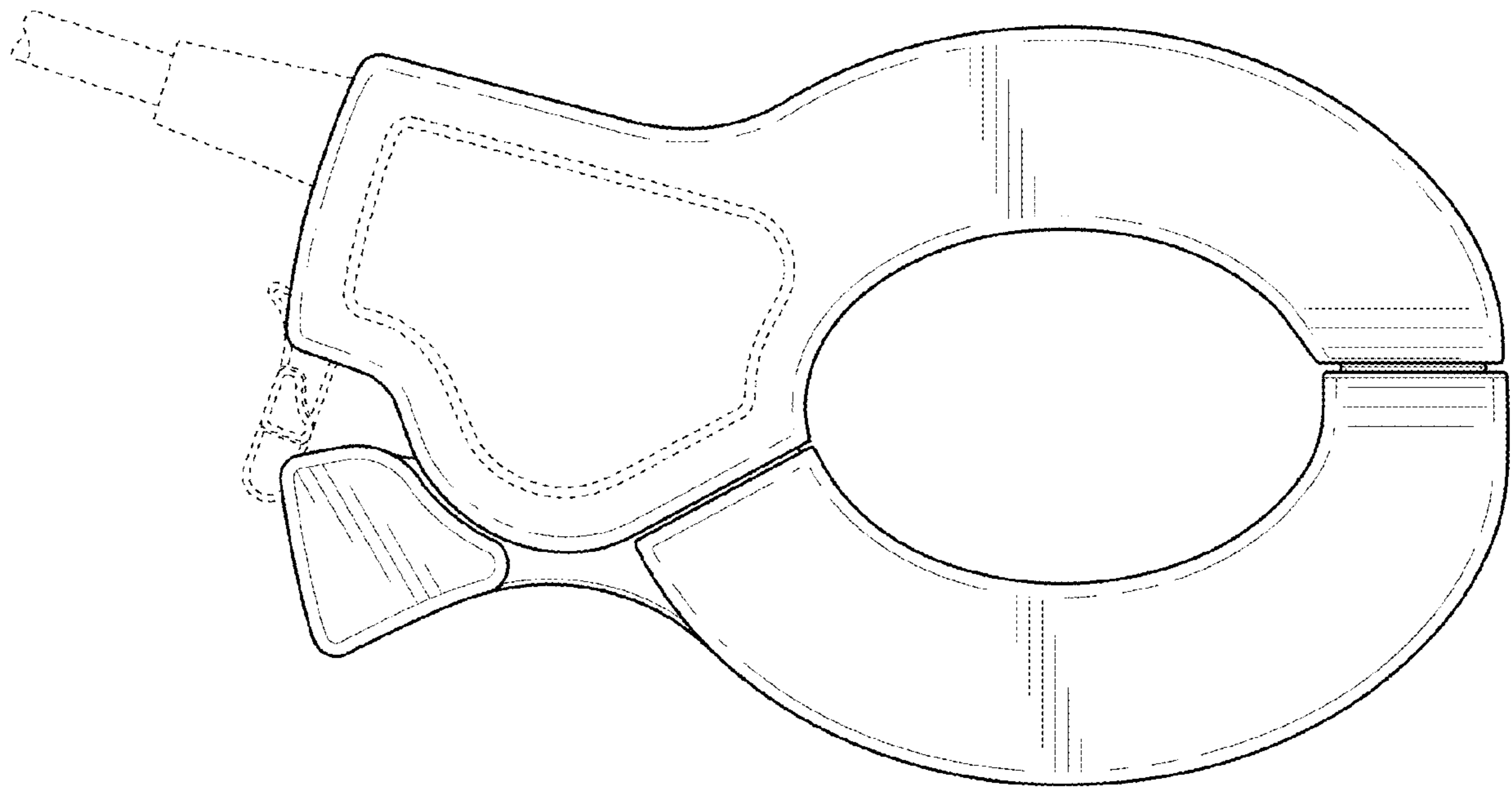


FIG. 34

FIG. 35

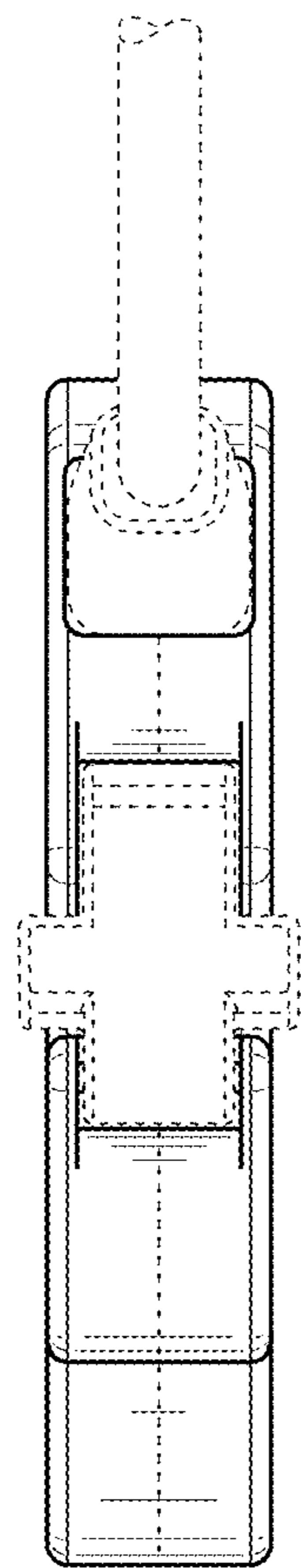
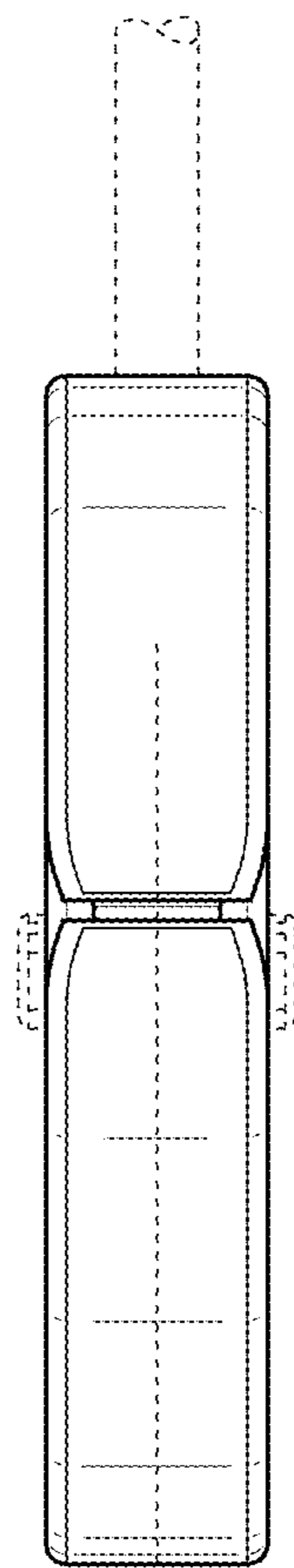


FIG. 36



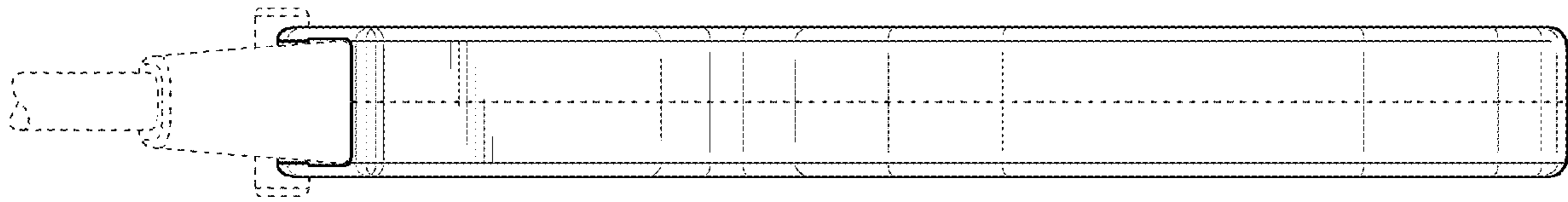


FIG. 37

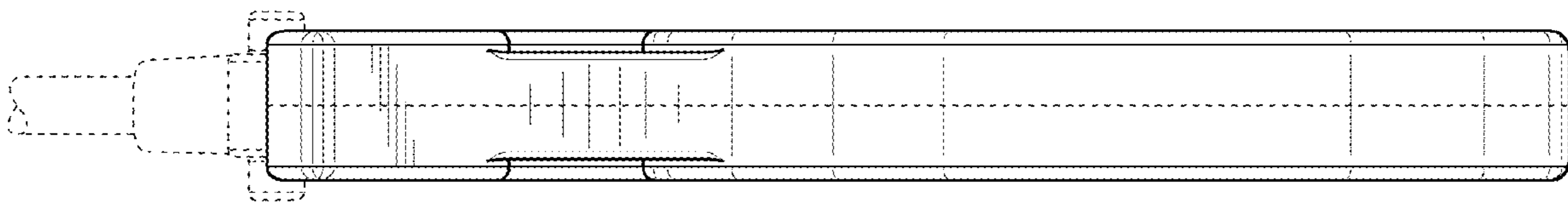


FIG. 38

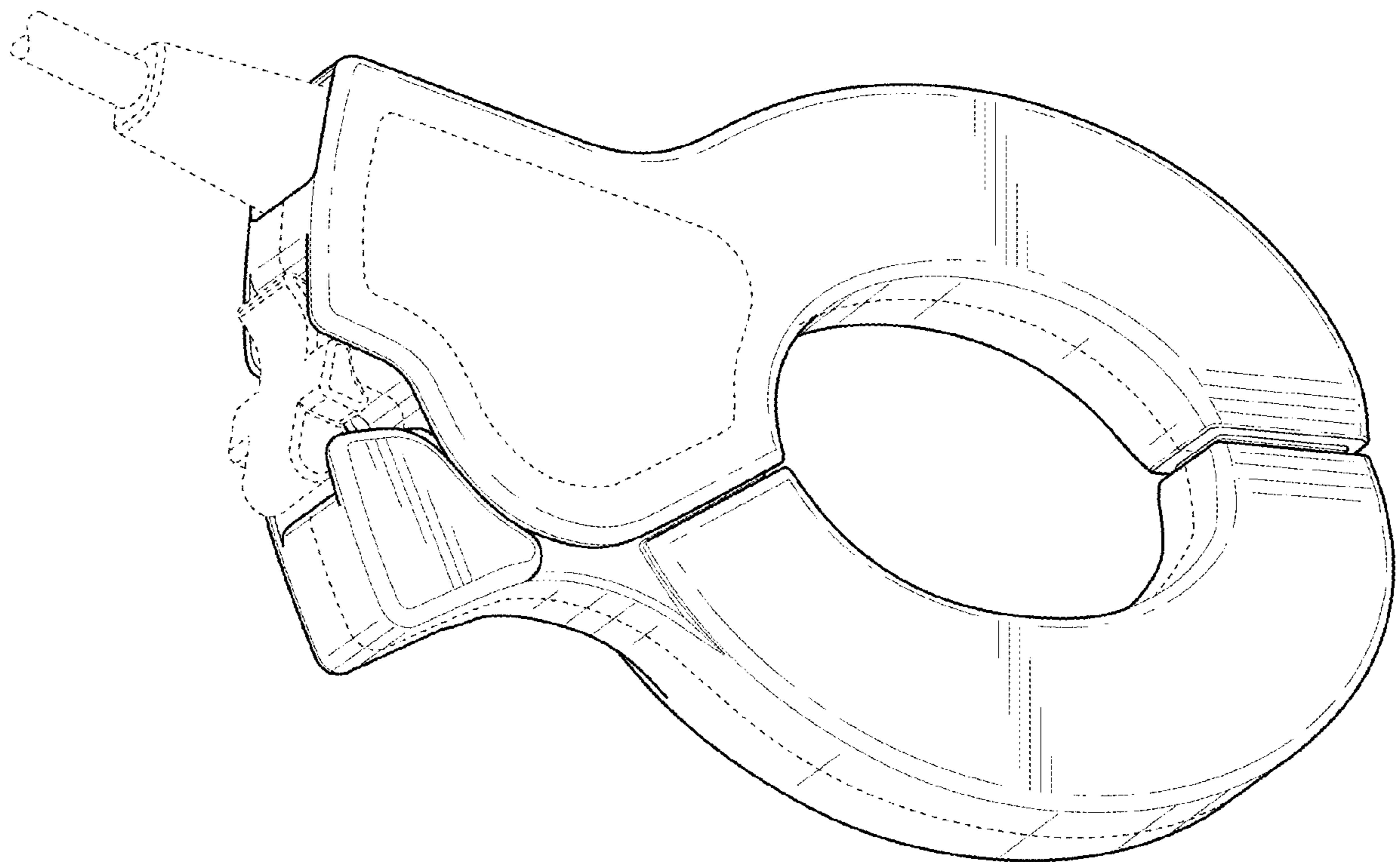


FIG. 39

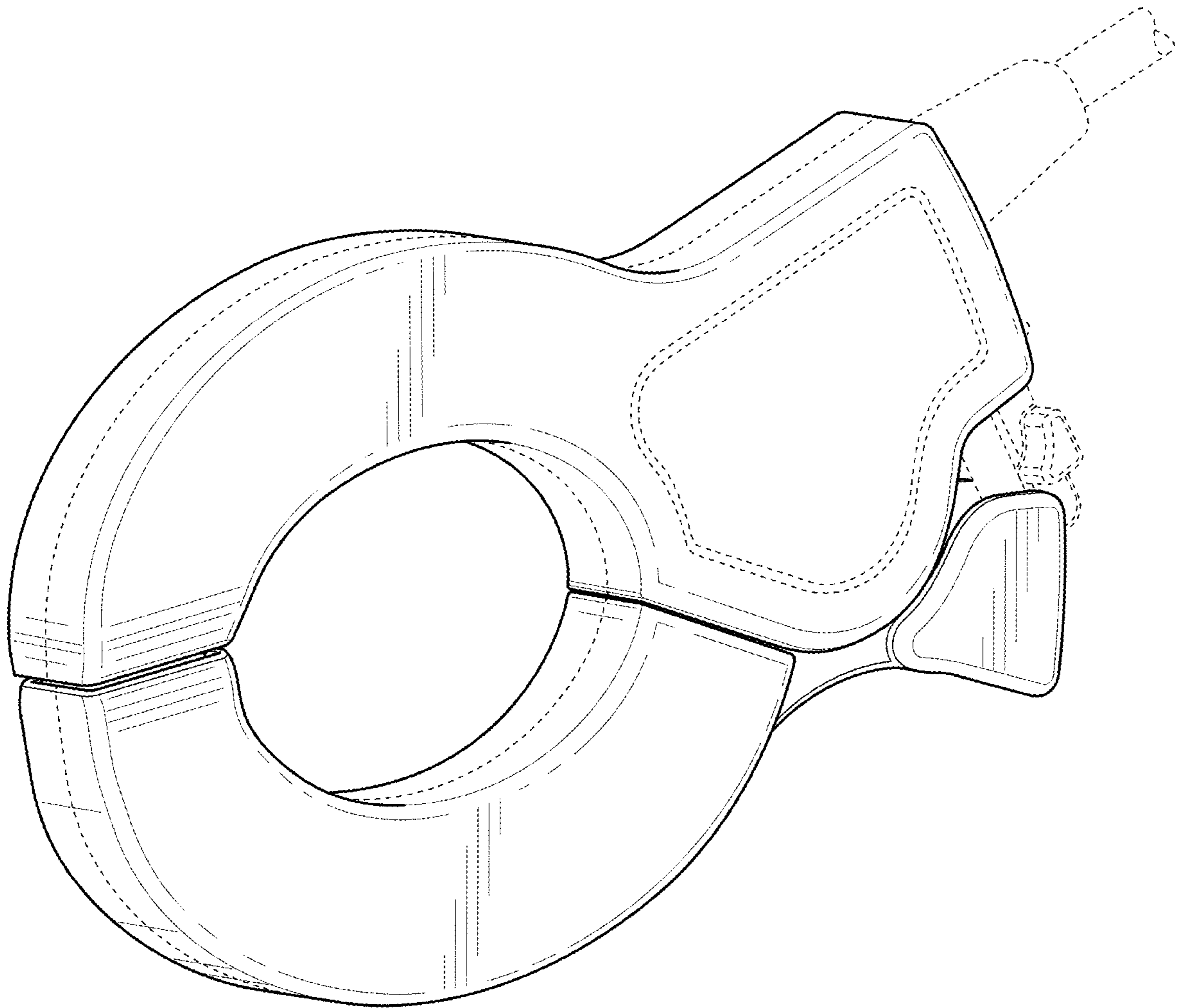


FIG. 40

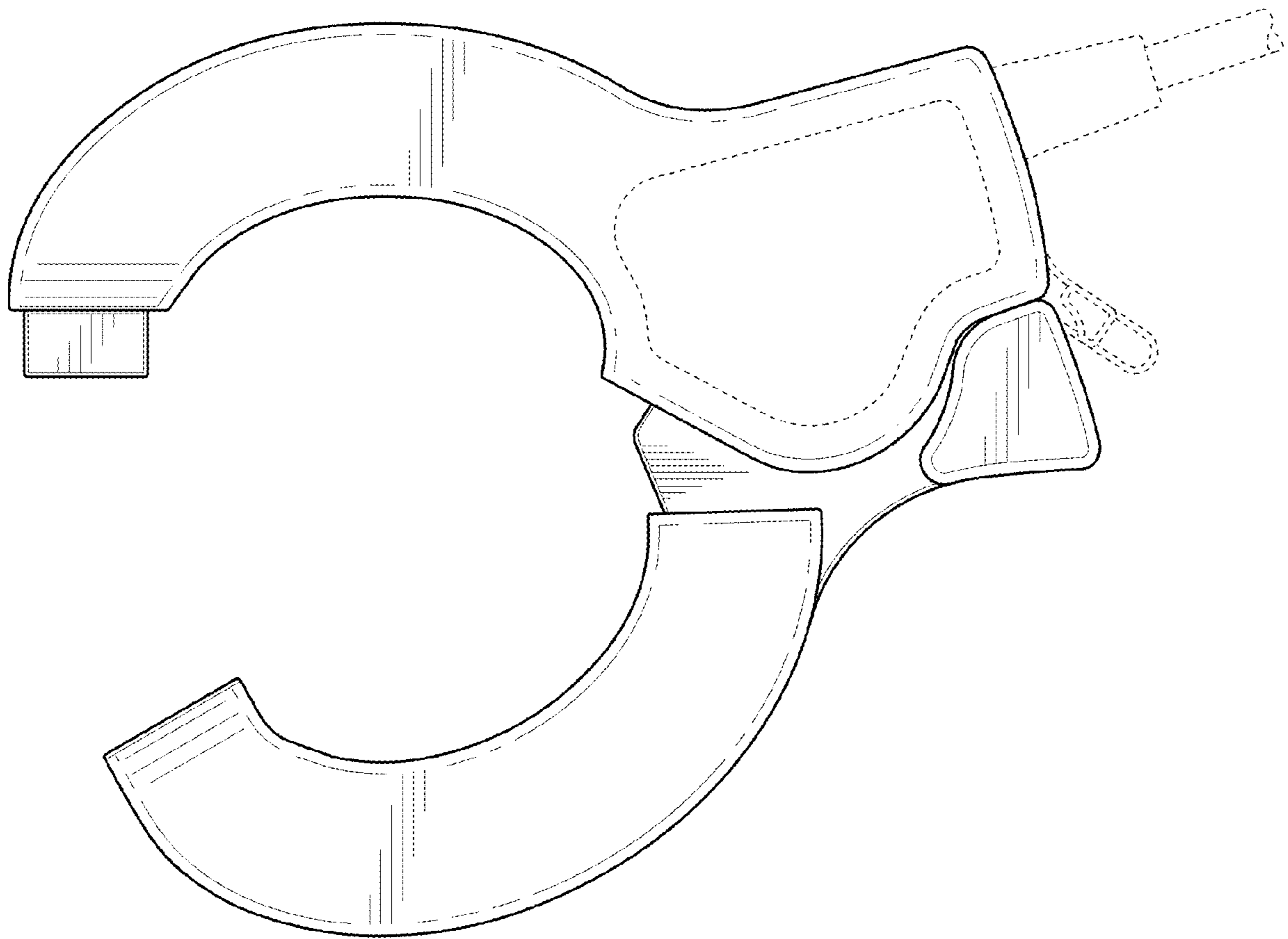


FIG. 41

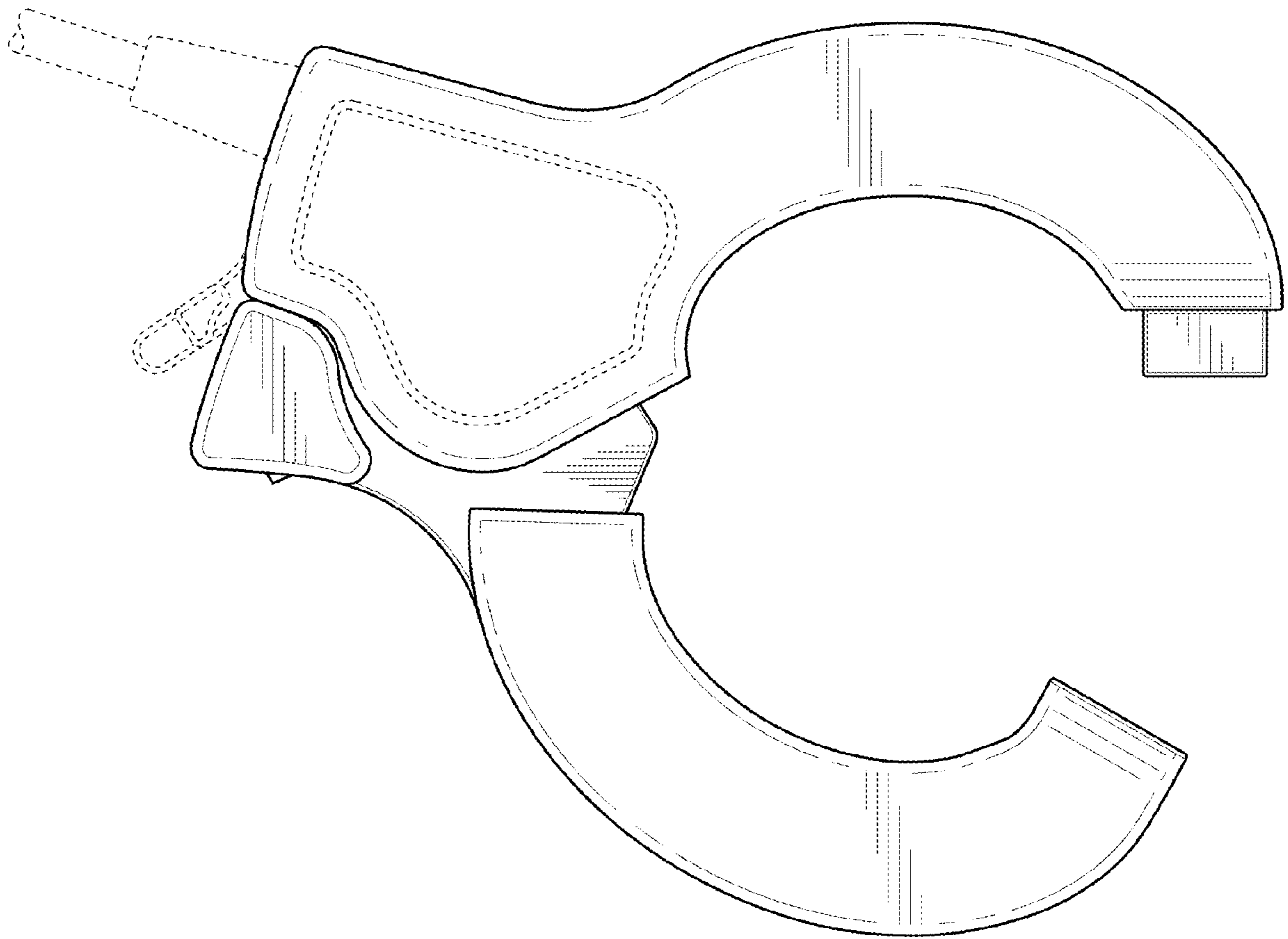


FIG. 42

FIG. 43

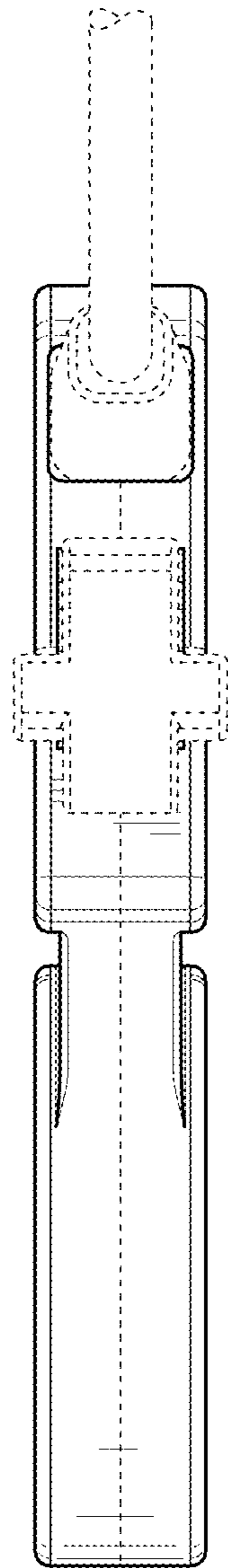
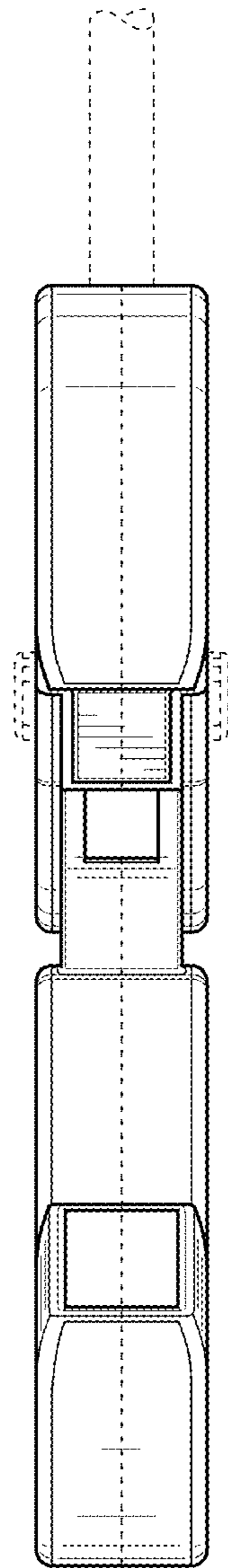


FIG. 44



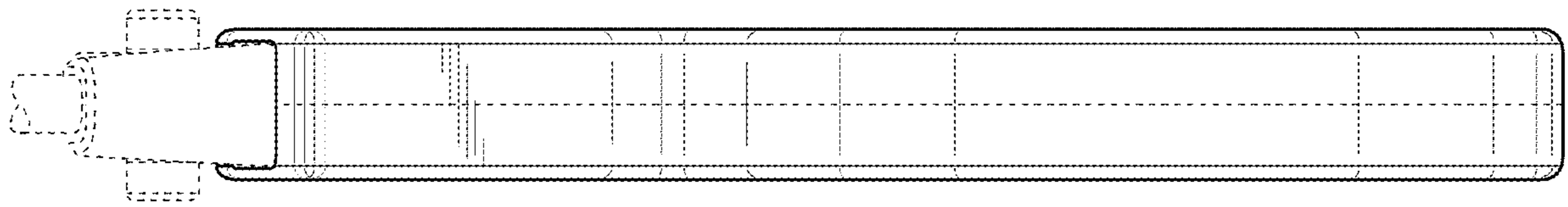


FIG. 45

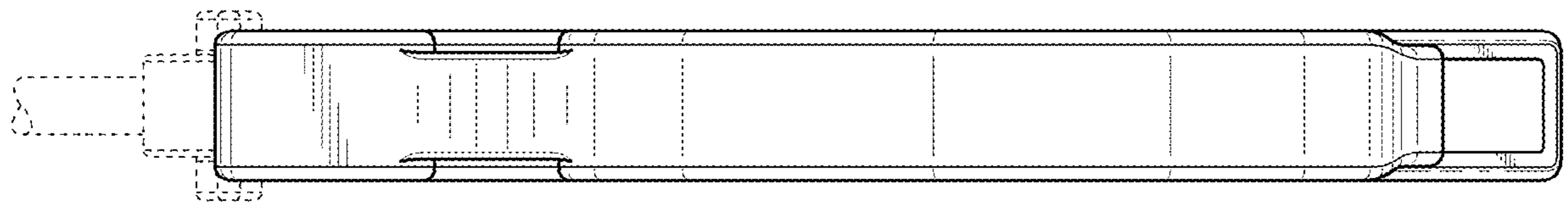


FIG. 46

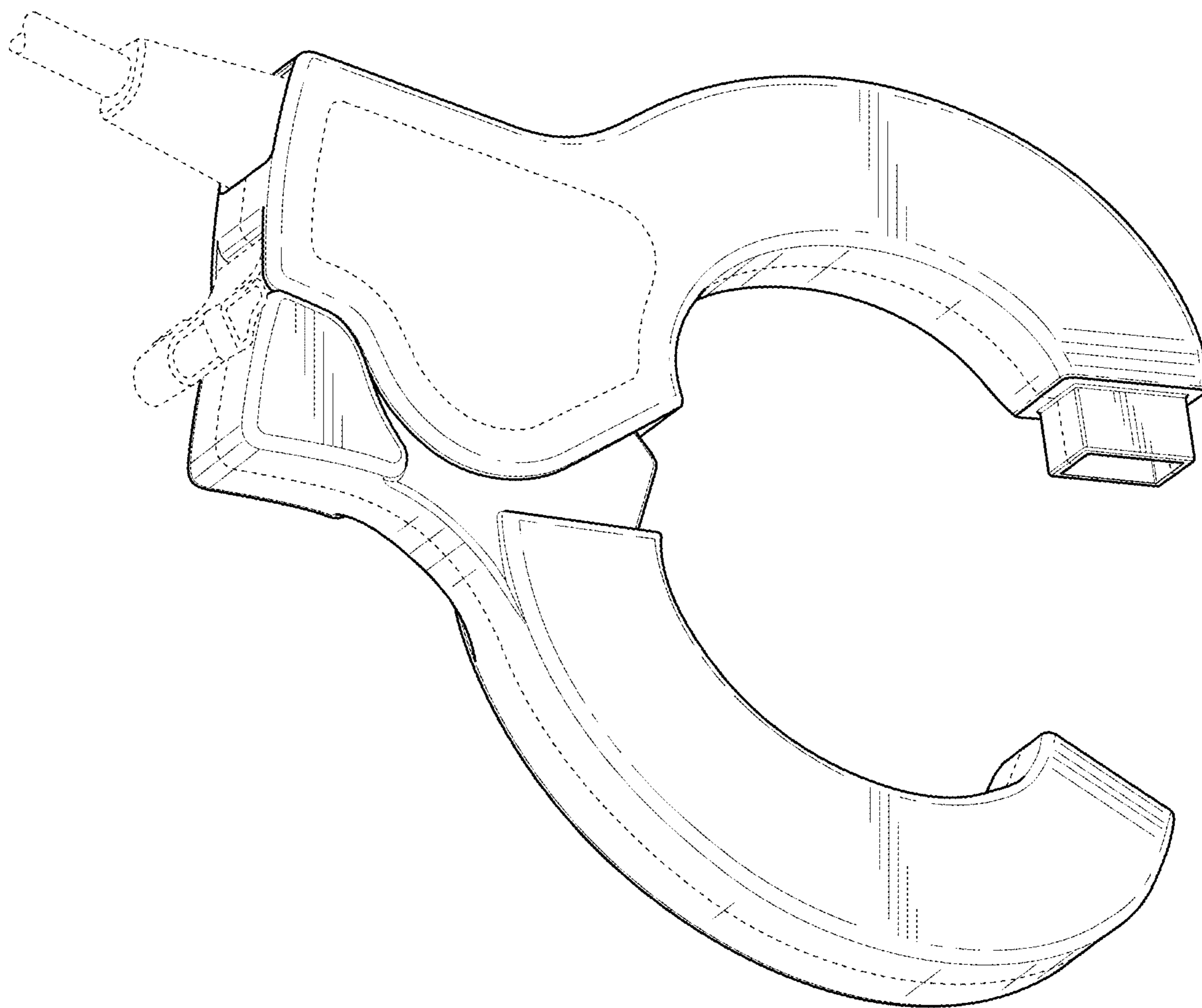


FIG. 47

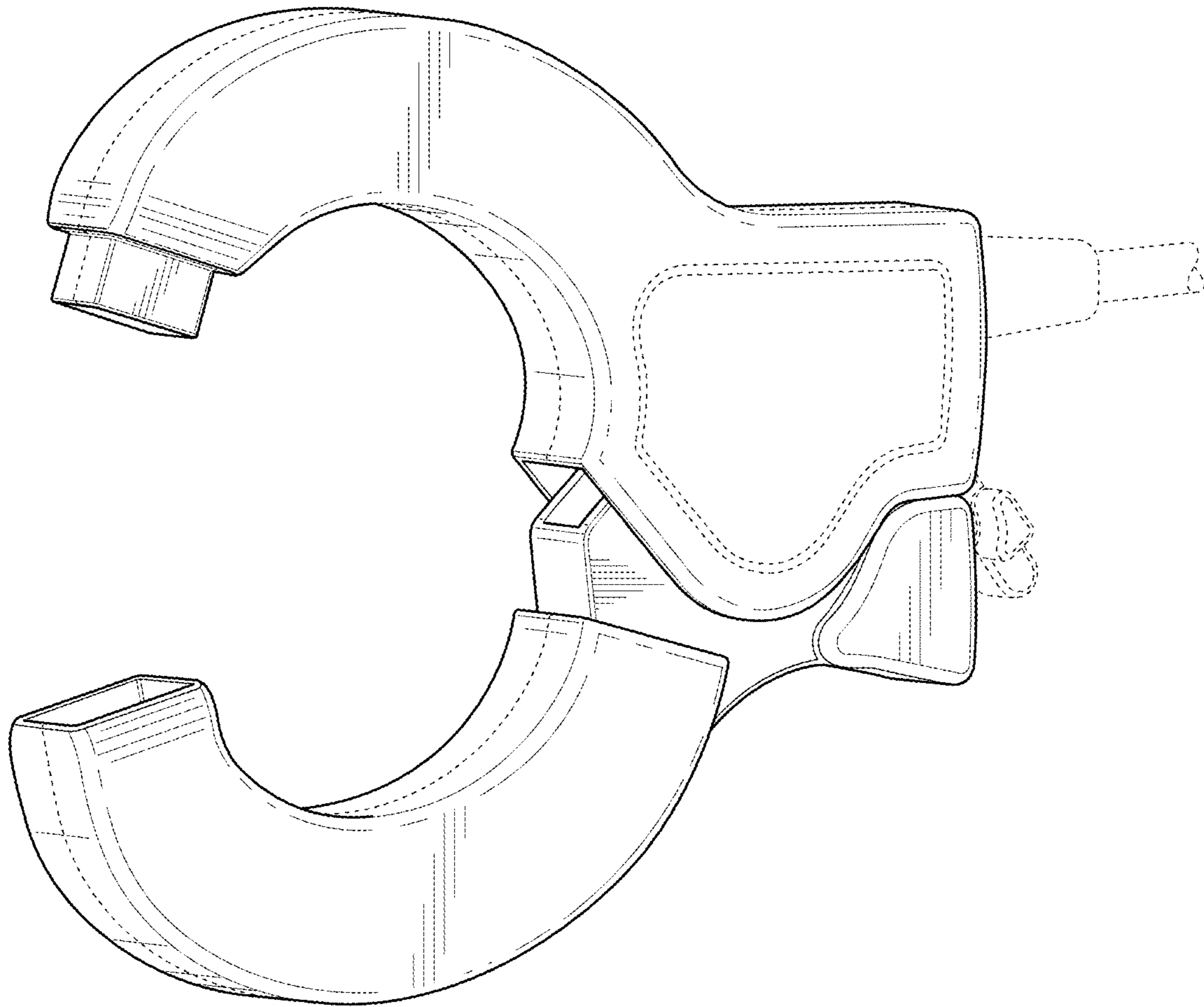


FIG. 48

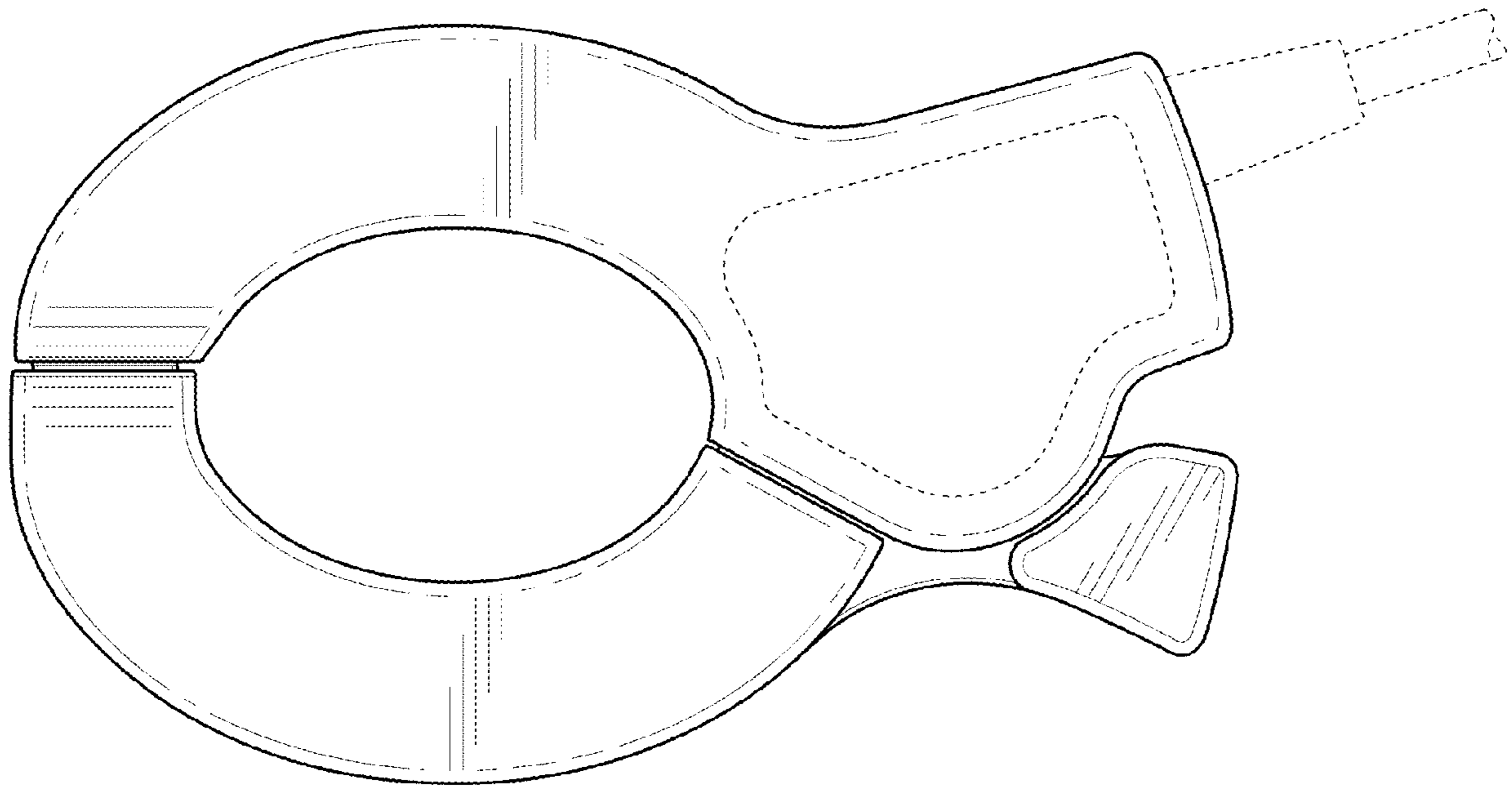


FIG. 49

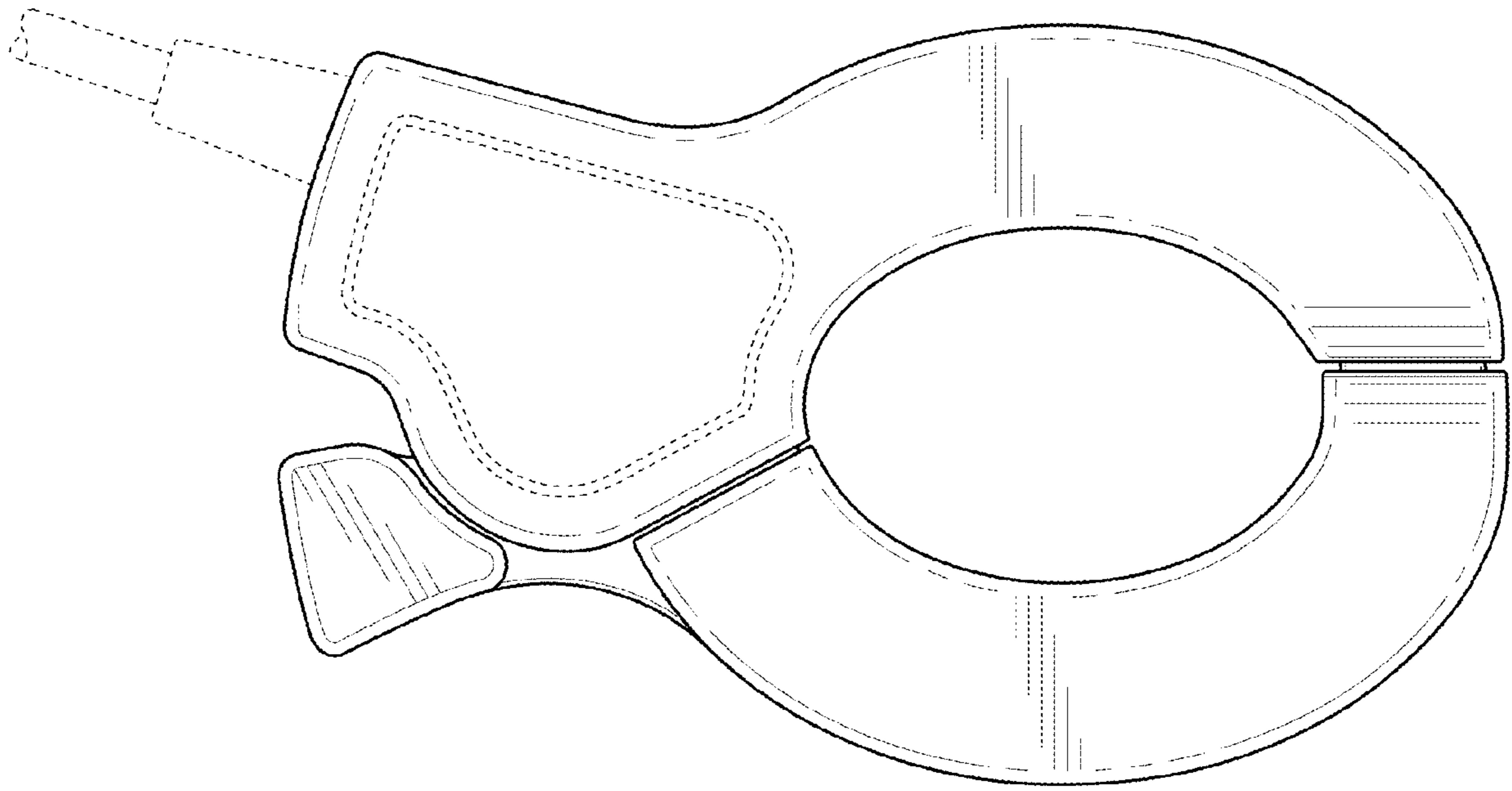


FIG. 50

FIG. 51

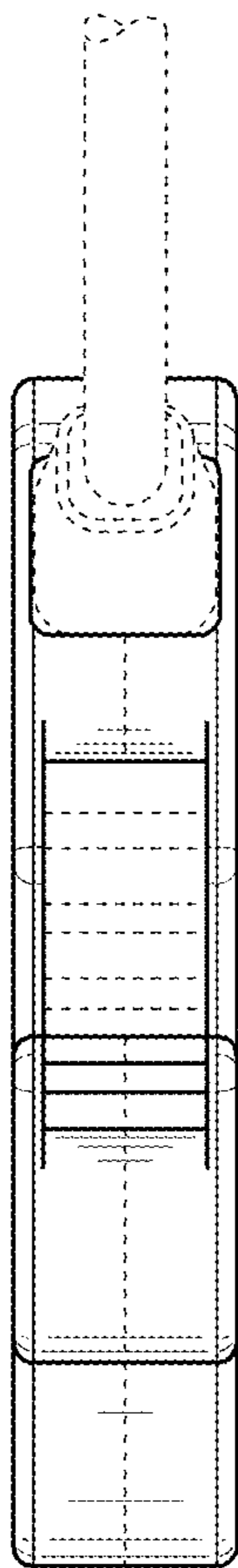
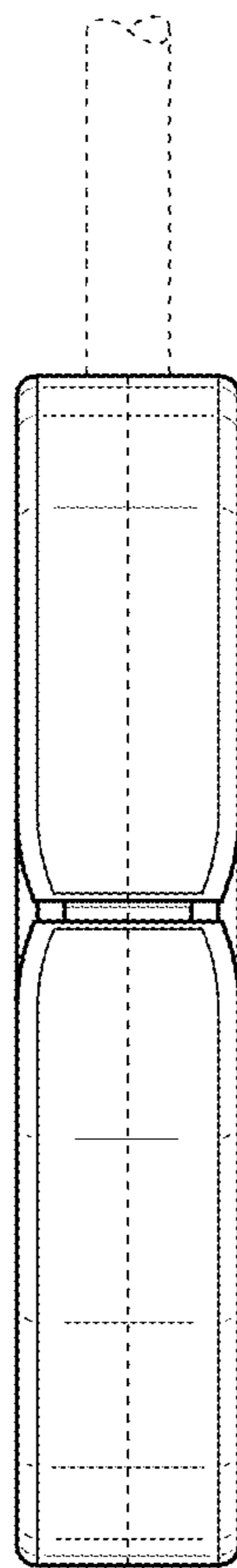


FIG. 52



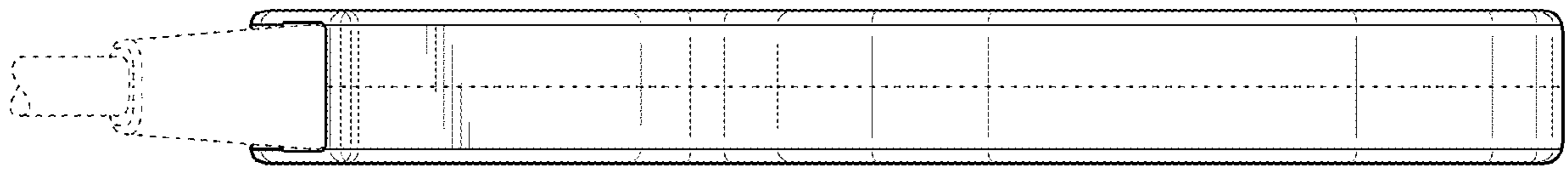


FIG. 53

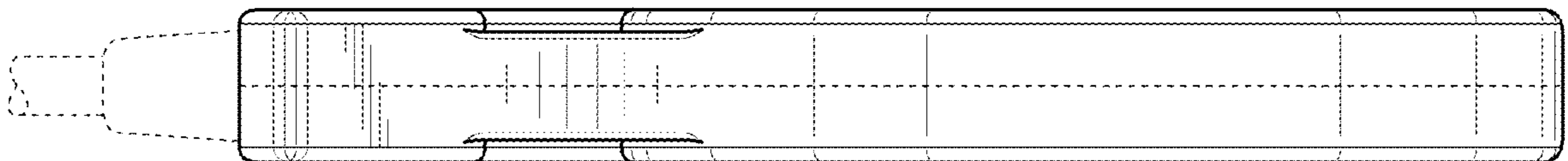


FIG. 54

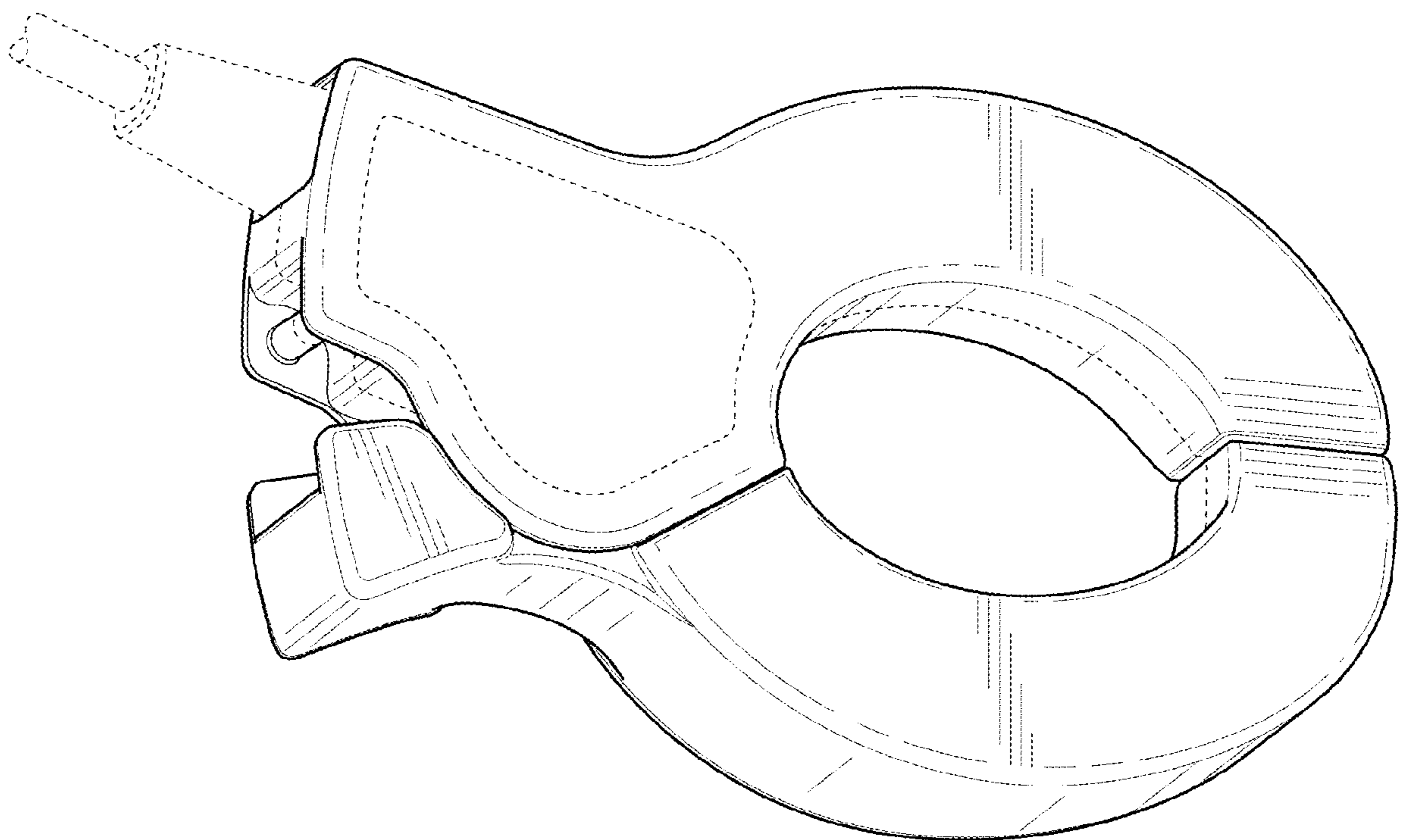


FIG. 55

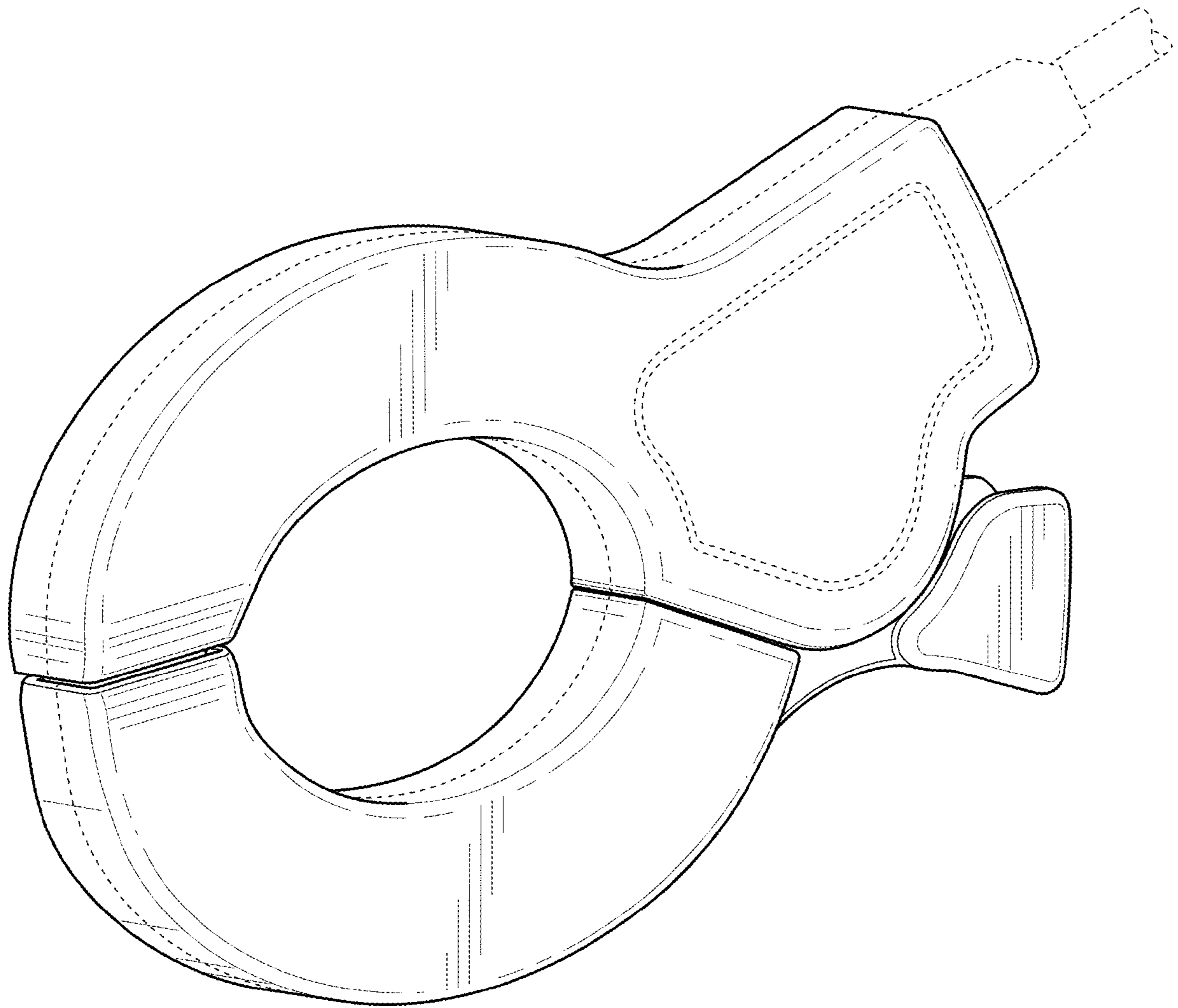


FIG. 56

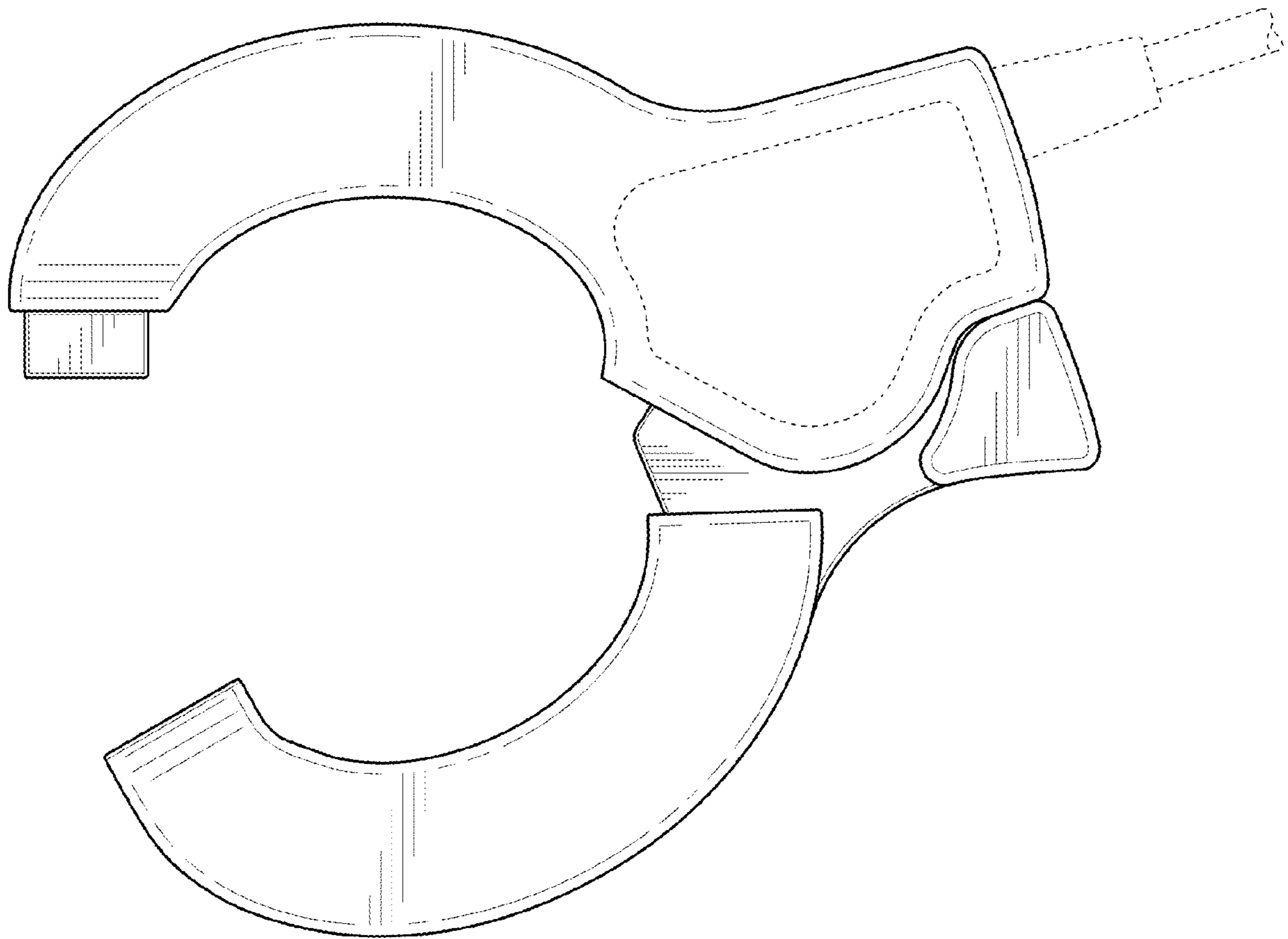


FIG. 57

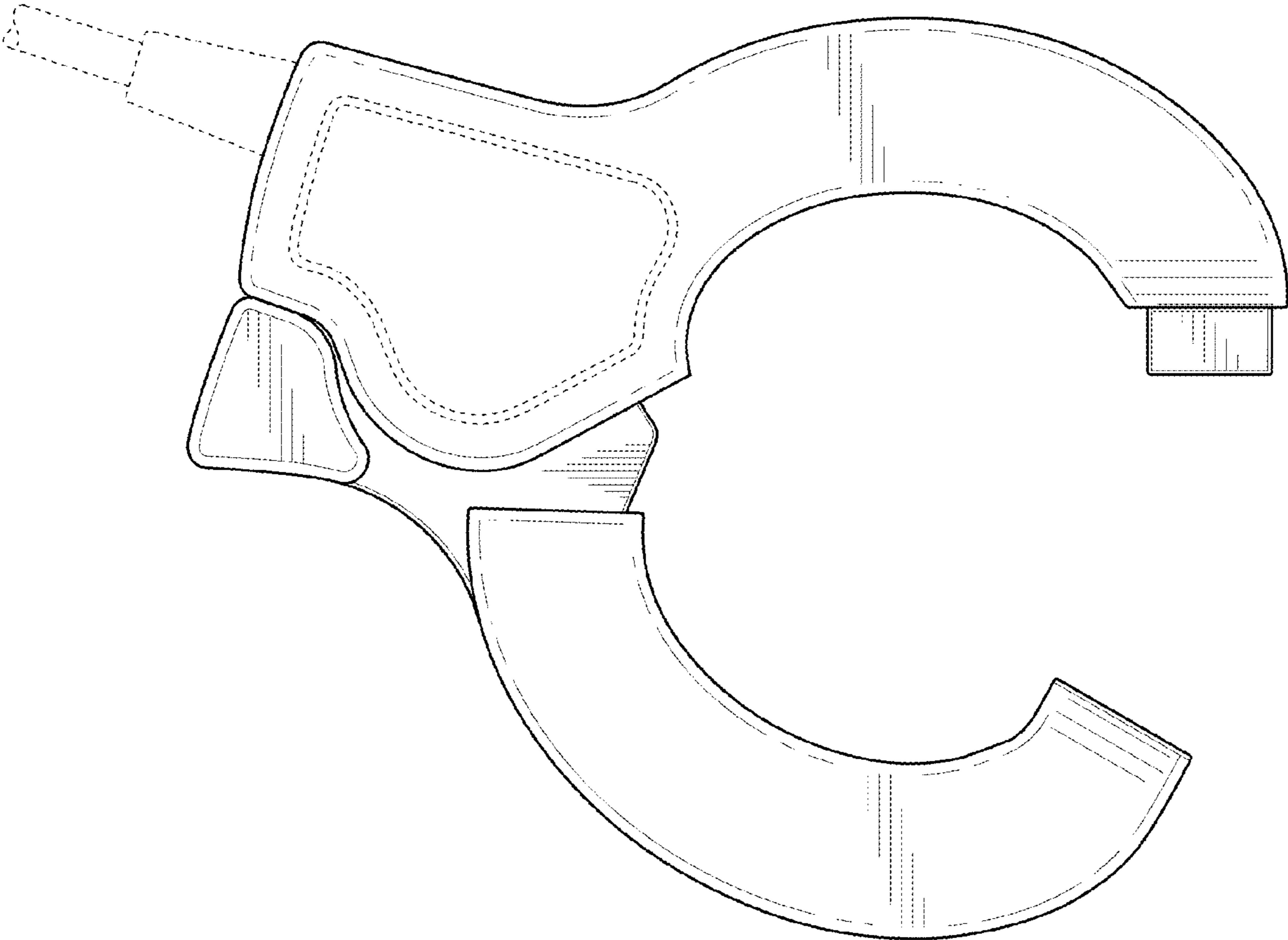


FIG. 58

FIG. 59

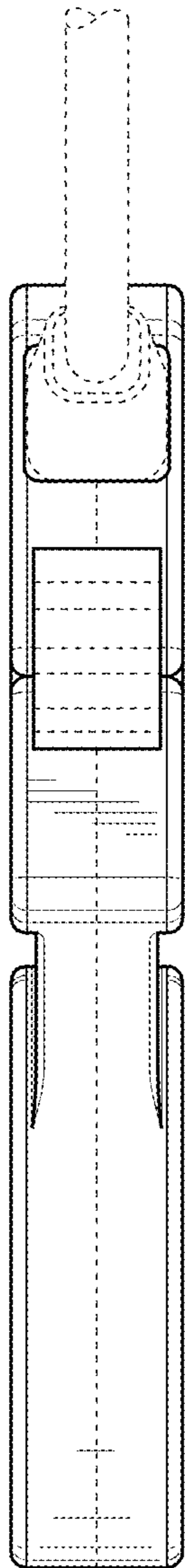
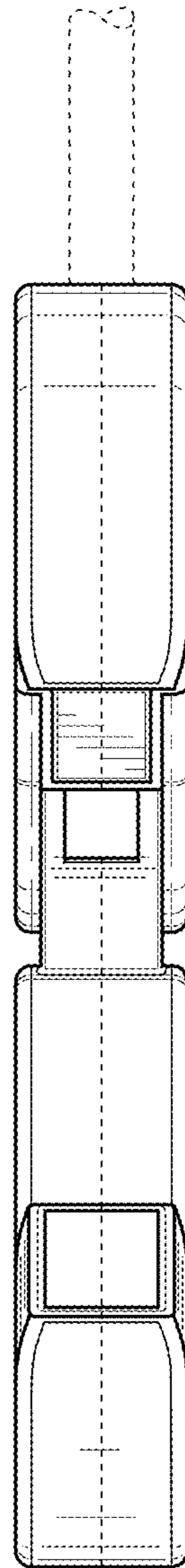


FIG. 60



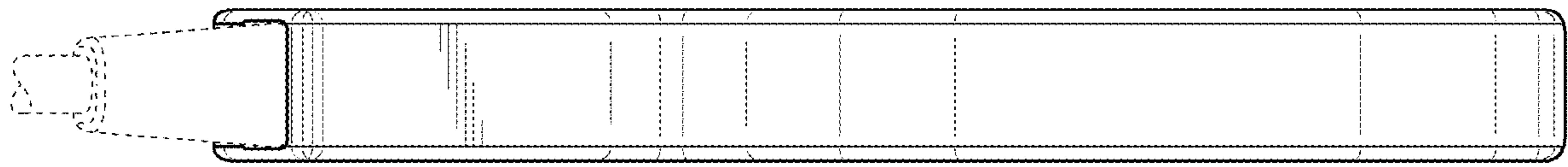


FIG. 61




FIG. 62

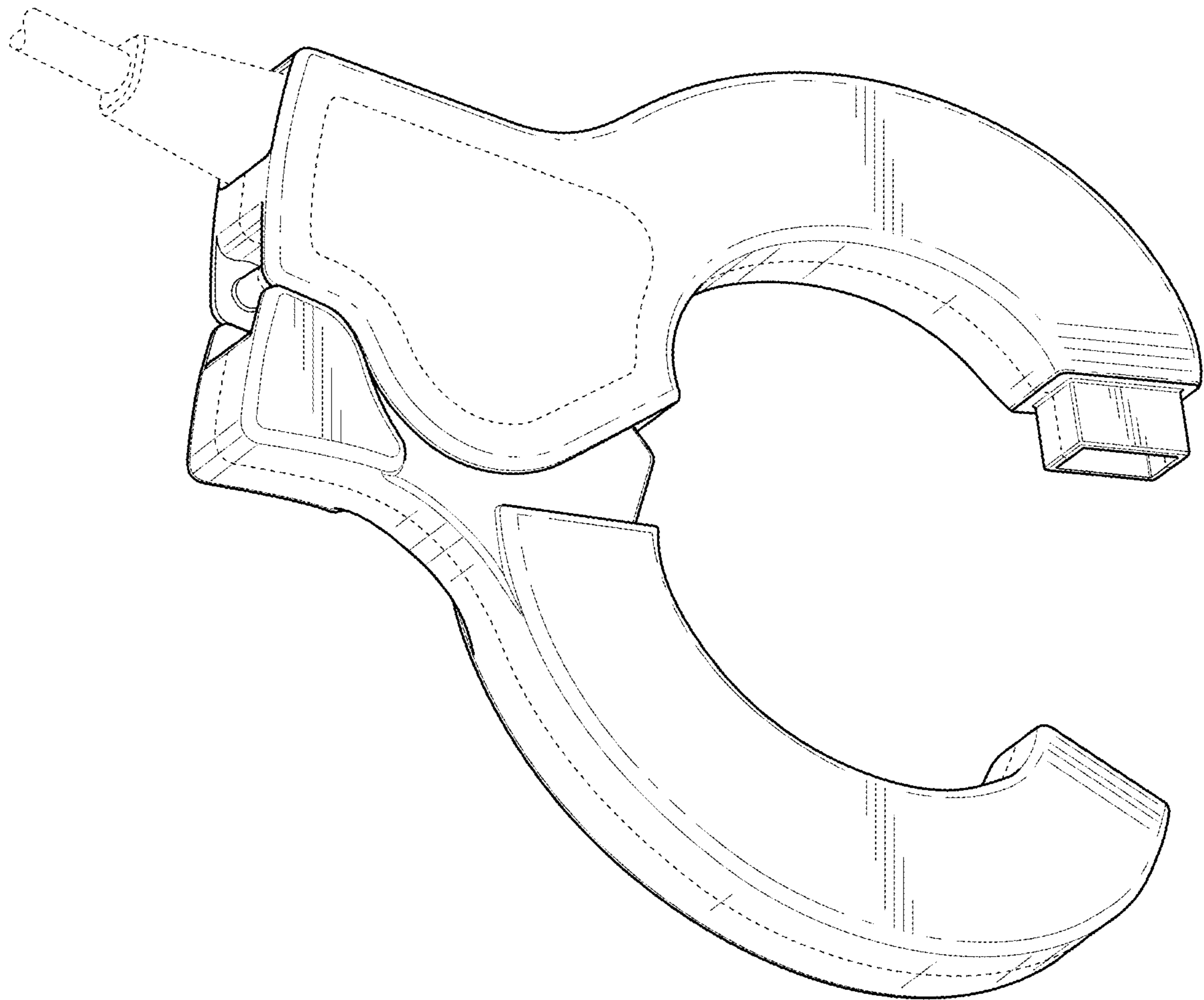


FIG. 63

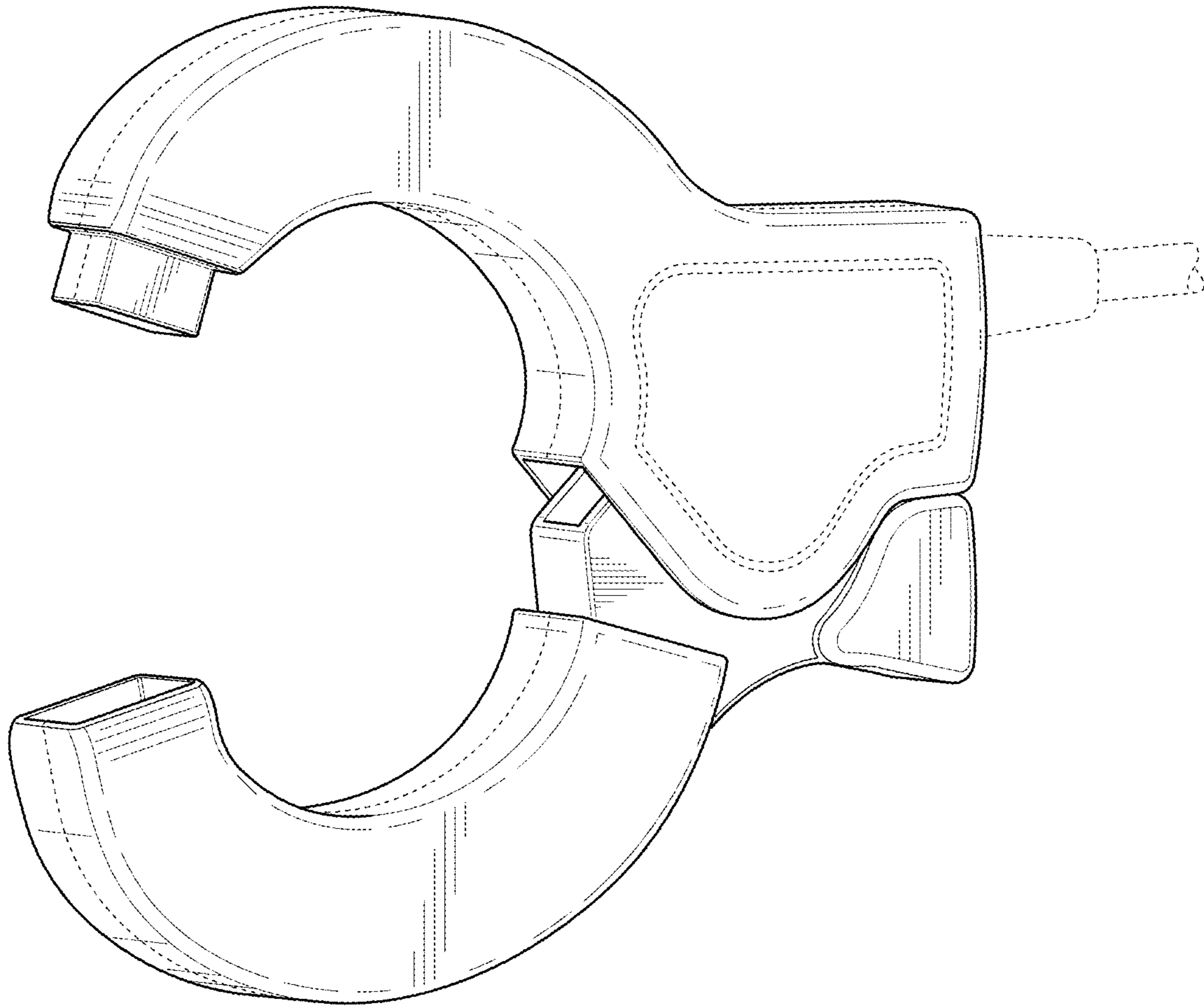


FIG. 64