



US00D944707S

(12) **United States Design Patent**
Echazabal et al.

(10) **Patent No.:** **US D944,707 S**
(45) **Date of Patent:** **** Mar. 1, 2022**

- (54) **VEHICLE WHEEL**
- (71) Applicant: **Toyota Motor North America, Inc.**,
Plano, TX (US)
- (72) Inventors: **Alberto Echazabal**, Prosper, TX (US);
Jakin C. Wilson, Prosper, TX (US)
- (73) Assignee: **Toyota Motor North America, Inc.**,
Plano, TX (US)
- (**) Term: **15 Years**
- (21) Appl. No.: **29/721,475**
- (22) Filed: **Jan. 21, 2020**
- (51) **LOC (13) Cl.** **12-16**
- (52) **U.S. Cl.**
USPC **D12/209**
- (58) **Field of Classification Search**
USPC D12/204–213; D21/563
CPC B60B 7/00; B60B 7/02; B60B 7/04; B60B
7/01; B60B 7/06; B60B 3/02; B60B 3/04;
B60B 3/06; B60B 3/10; B60B 1/00;
B60B 1/08; B60B 1/10; B60B 1/12
See application file for complete search history.

D579,397 S	10/2008	Osborne	
D580,335 S	* 11/2008	Choi	D12/211
D581,338 S	* 11/2008	Imai	D12/209
D586,715 S	2/2009	Cortes	
D589,427 S	3/2009	Scheu	
D625,238 S	10/2010	Zhao	
D628,135 S	11/2010	Zhao	
D629,732 S	12/2010	Tirado	
D644,587 S	9/2011	Gotschke	
D656,448 S	3/2012	Zhao	
D670,227 S	11/2012	Chung	
D687,756 S	8/2013	Campbell et al.	
D688,187 S	8/2013	McMath	
D706,198 S	6/2014	Chung	
D712,330 S	* 9/2014	Chung	D12/209
D731,946 S	6/2015	Chung	
D733,027 S	6/2015	Chung	
D734,702 S	* 7/2015	Hale	D12/209
D750,004 S	2/2016	Chung	
D758,948 S	6/2016	Trpinac	
D765,002 S	8/2016	Hoste et al.	

(Continued)

Primary Examiner — Stacia A Cadmus

(74) Attorney, Agent, or Firm — Dinsmore & Shohl LLP

(57) **CLAIM**

The ornamental design for a vehicle wheel, as shown and described.

DESCRIPTION

FIG. 1 is a front perspective view of a vehicle wheel showing our new design;

FIG. 2 is a rear perspective view thereof;

FIG. 3 is a front view thereof;

FIG. 4 is a rear view thereof; and,

FIG. 5 is a side view thereof.

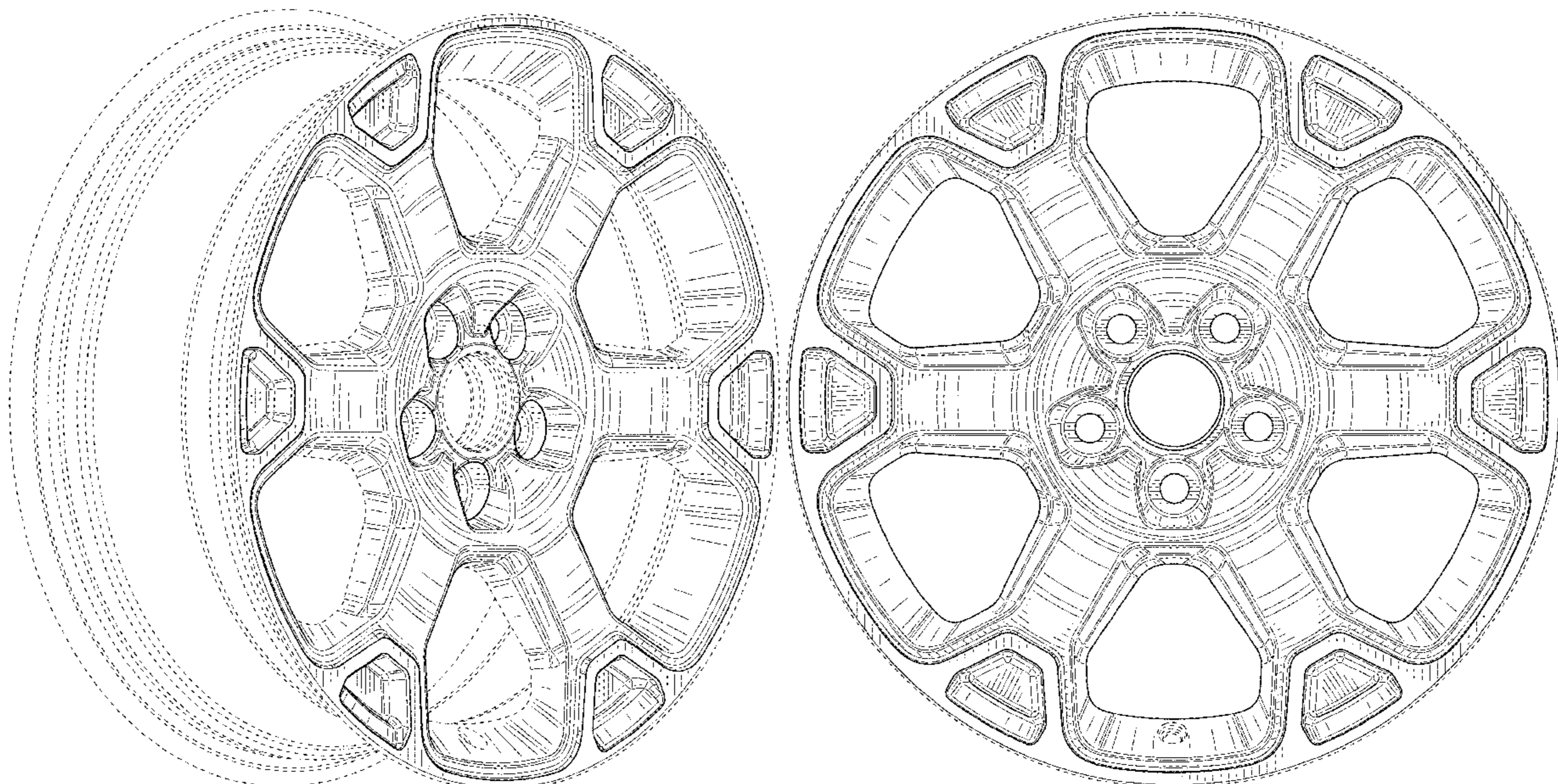
In the drawings, the broken lines depict portions of the vehicle wheel and form no part of the claimed design. The dot-dashed lines are included for the purpose of illustrating boundary lines and form no part of the claimed design.

1 Claim, 5 Drawing Sheets

(56) **References Cited**

U.S. PATENT DOCUMENTS

D395,031 S	6/1998	Timm	
D402,952 S	12/1998	Sycha	
D453,492 S	* 2/2002	Laengerer	D12/209
D475,336 S	6/2003	Larson	
D495,649 S	* 9/2004	Schell	D12/209
D496,623 S	9/2004	Elmitt	
D526,265 S	* 8/2006	Muzzarelli	D12/209
D541,205 S	* 4/2007	Plumer	D12/211
D548,665 S	* 8/2007	Sanschagrinn	D12/209
D554,035 S	10/2007	Groom	
D572,185 S	7/2008	Pollmann	



(56)

References Cited

U.S. PATENT DOCUMENTS

D767,468 S	9/2016	Stone et al.	
D781,199 S	3/2017	Dionisopoulos et al.	
D786,165 S	5/2017	Hale, Jr.	
D787,405 S	5/2017	Nakamura	
D787,406 S *	5/2017	Piscitelli	D12/209
D791,036 S	7/2017	Owens et al.	
D792,827 S	7/2017	Chung	
D799,399 S	10/2017	Chung	
D800,044 S	10/2017	Ghobrial et al.	
D817,846 S	5/2018	Stone et al.	
D835,024 S	12/2018	Han	
D849,660 S	5/2019	Ranum	
D854,487 S	7/2019	Hale	
D876,309 S	2/2020	Echazabal	
D885,284 S *	5/2020	Han	D12/209
D885,297 S	5/2020	Hale	
D889,360 S *	7/2020	Ninov	D12/209
D906,928 S *	1/2021	Ma	D12/209
D908,580 S *	1/2021	Mukti	D12/209
D919,540 S *	5/2021	Kangas	D12/209

* cited by examiner

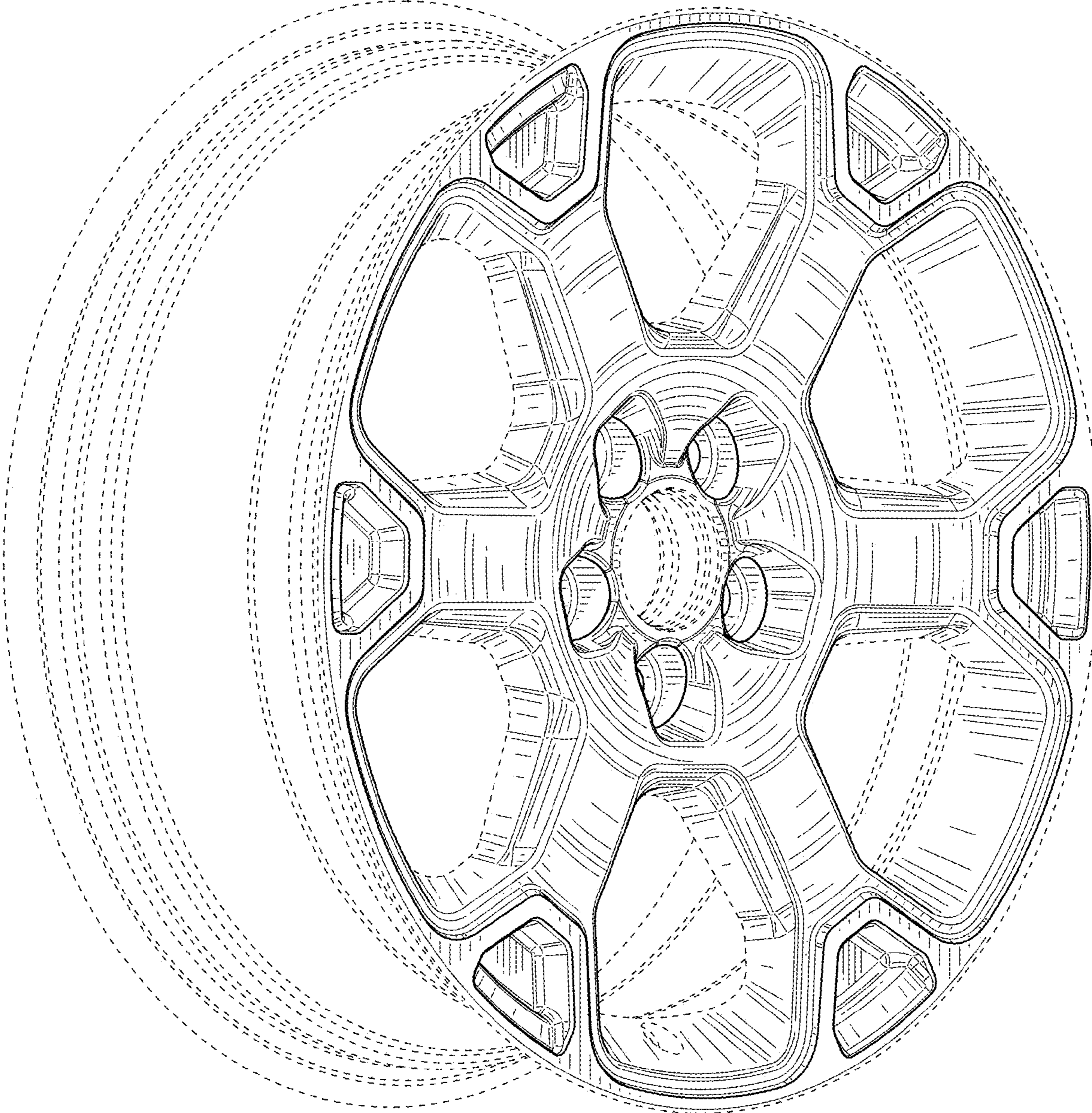


FIG. 1

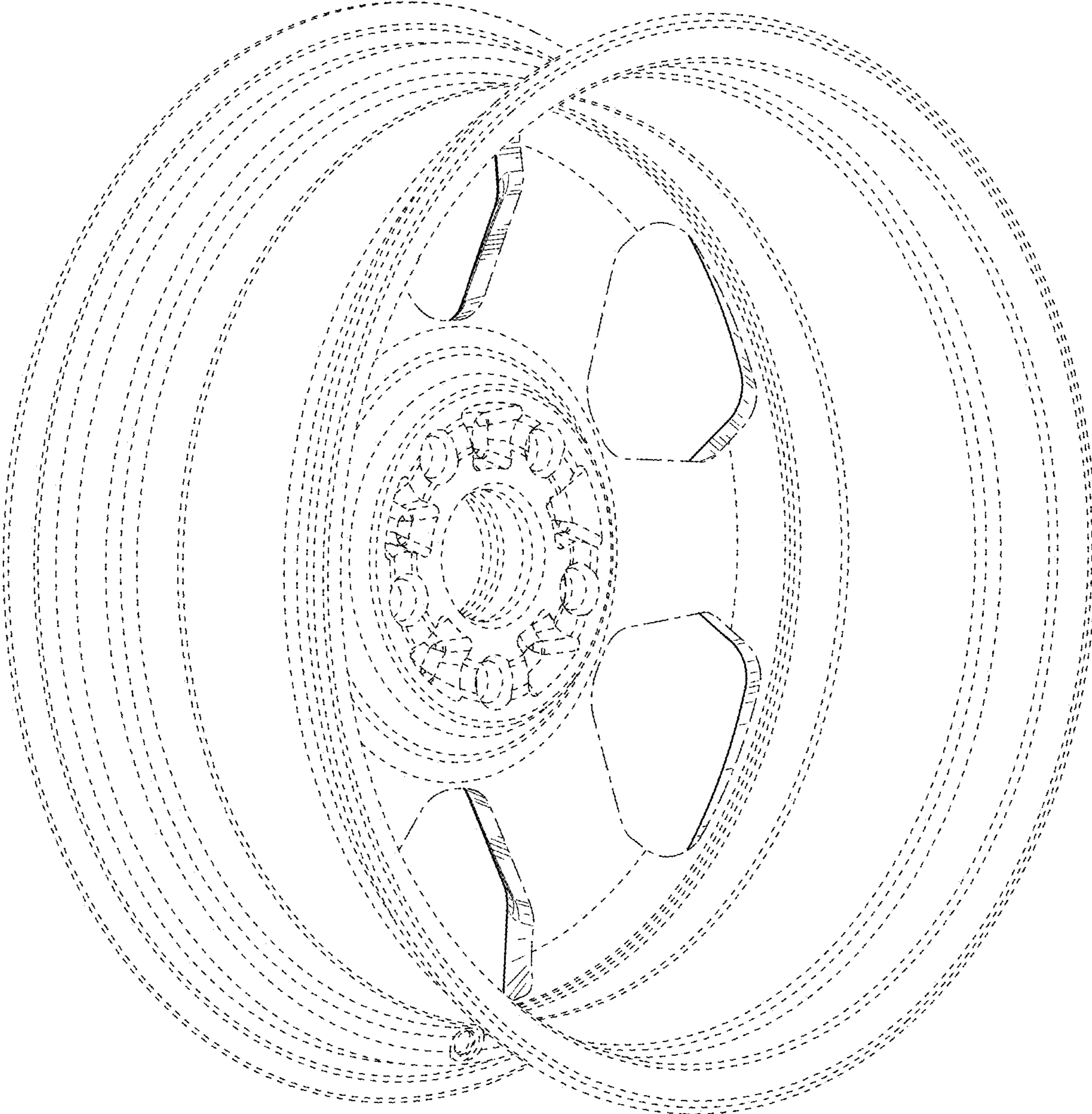


FIG. 2

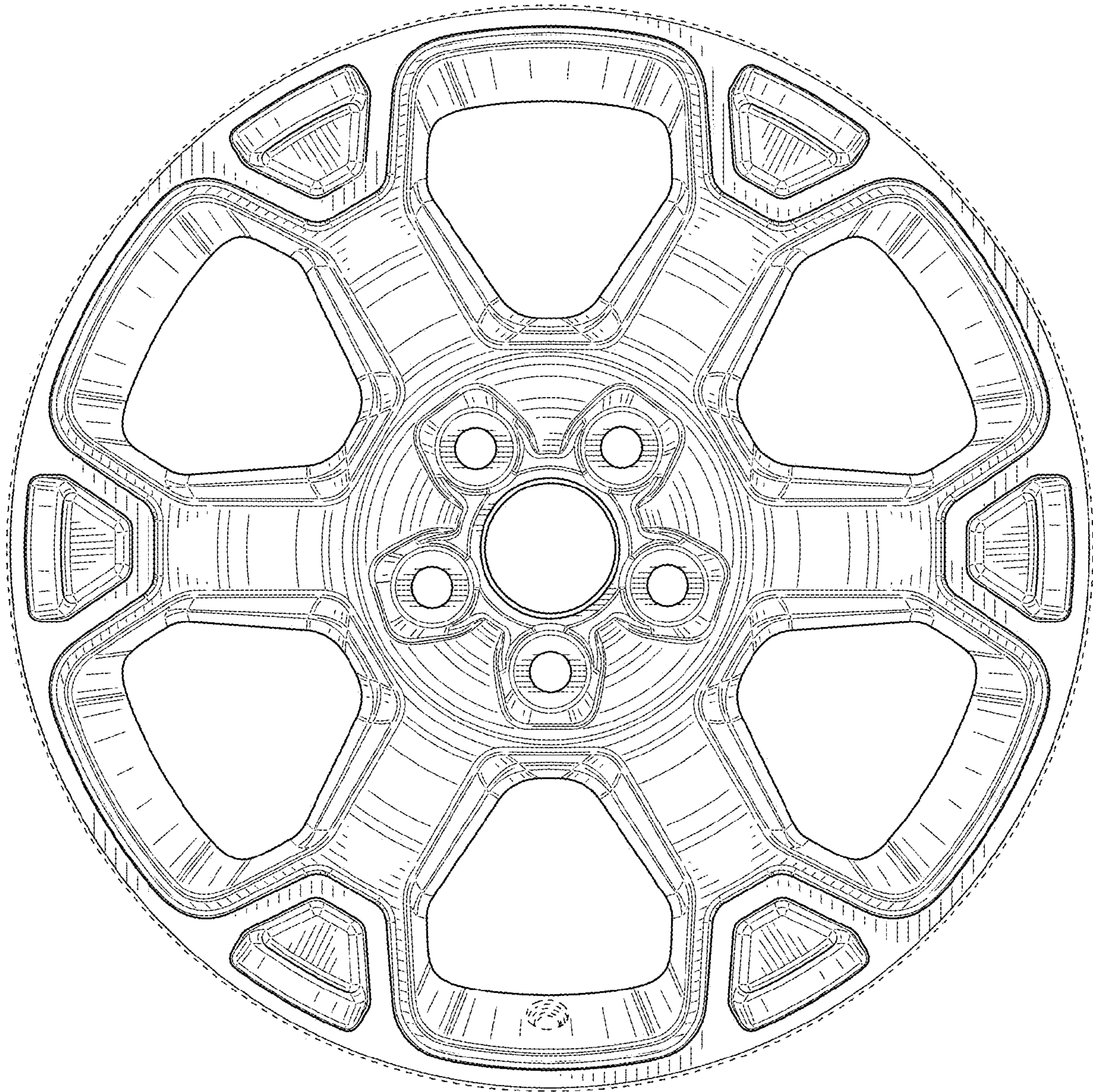


FIG. 3

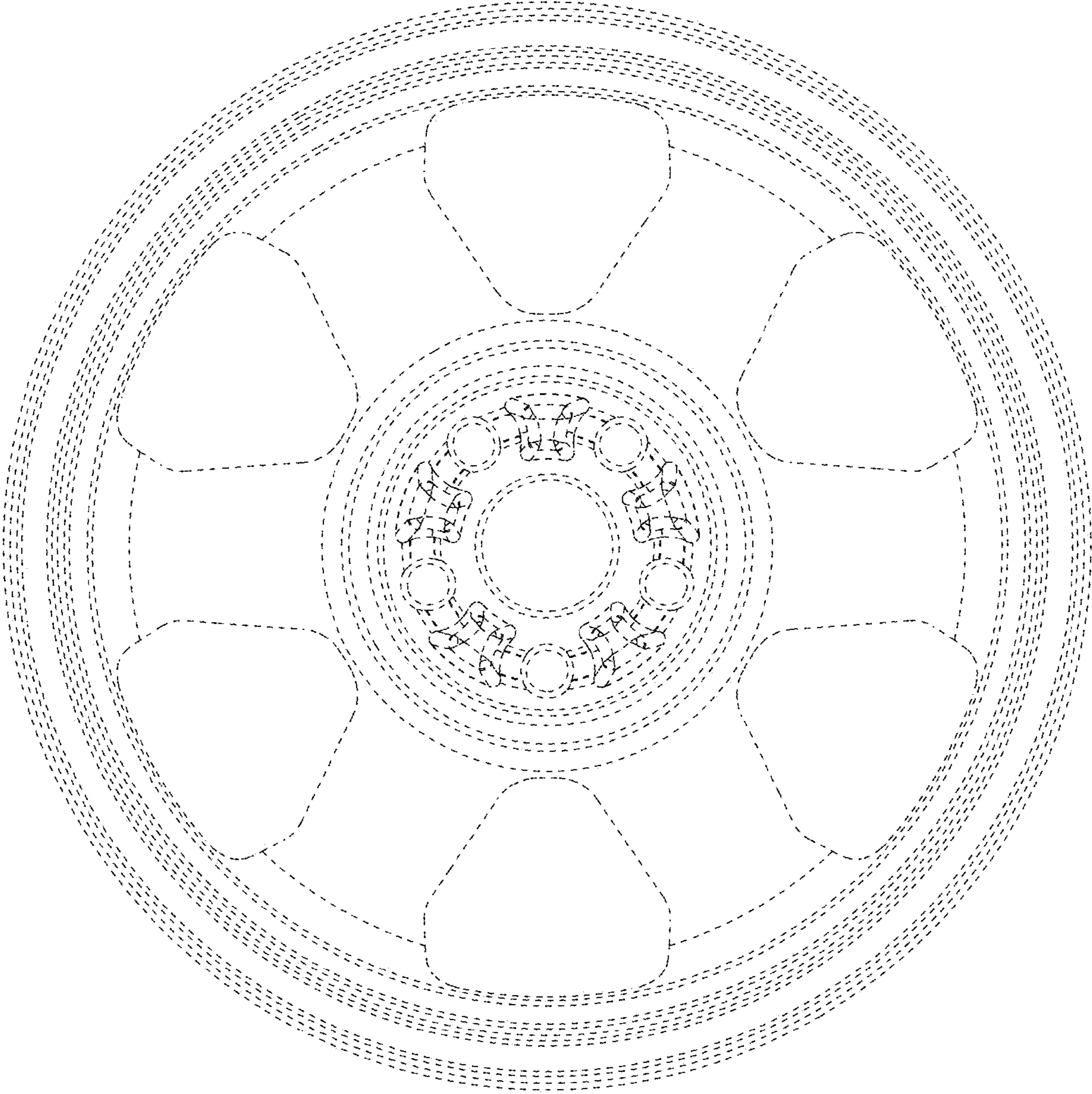


FIG. 4

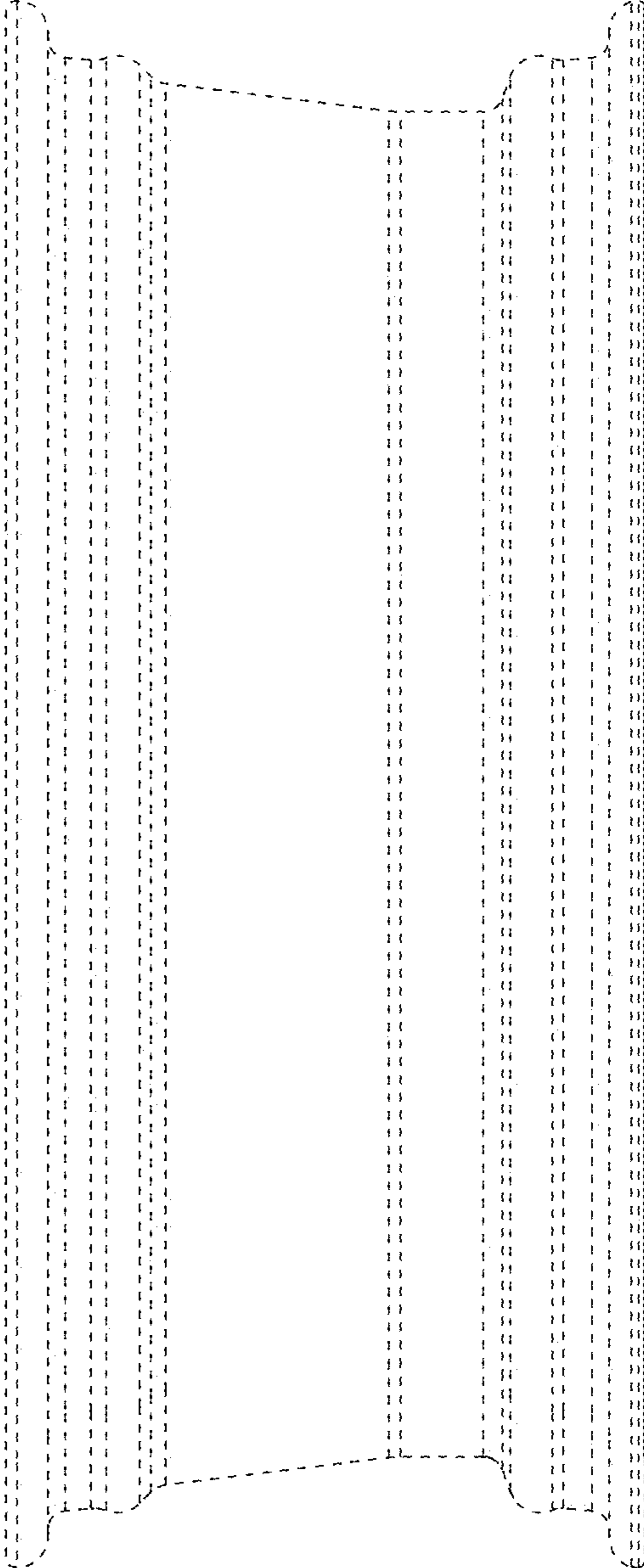


FIG. 5