



US00D944705S

(12) **United States Design Patent** (10) **Patent No.:** **US D944,705 S**  
**Anscheidt et al.** (45) **Date of Patent:** **\*\* \*Mar. 1, 2022**

(54) **WHEEL RIM**

(71) Applicant: **Bugatti International SA**, Luxembourg (LU)

(72) Inventors: **Achim Anscheidt**, Berlin (DE); **Frank Heyl**, Calberlah (DE)

(73) Assignee: **Bugatti International SA**, Luxemborg (LU)

(\*) Notice: This patent is subject to a terminal disclaimer.

(\*\*) Term: **15 Years**

(21) Appl. No.: **29/718,667**

(22) Filed: **Dec. 27, 2019**

(30) **Foreign Application Priority Data**

Aug. 30, 2019 (EM) ..... 006786554-0007

(51) **LOC (13) Cl.** ..... **12-16**

(52) **U.S. Cl.**  
USPC ..... **D12/209**

(58) **Field of Classification Search**  
USPC ..... D12/204–213; D21/563  
CPC .... B60B 7/00; B60B 7/02; B60B 7/04; B60B 7/01; B60B 7/06; B60B 3/02; B60B 3/04; B60B 3/06; B60B 3/10; B60B 1/00; B60B 1/08; B60B 1/10; B60B 1/12  
See application file for complete search history.

(56) **References Cited**

U.S. PATENT DOCUMENTS

D429,206 S *	8/2000	Ito .....	D12/211
D450,649 S *	11/2001	Penzes .....	D12/211
D457,118 S *	5/2002	Bhambra .....	D12/211
D494,525 S *	8/2004	Borkert .....	D12/211
D596,548 S *	7/2009	Gallert .....	D12/211
D599,268 S *	9/2009	Bernoni .....	D12/211
D712,332 S *	9/2014	Seidenberg .....	D12/211
D713,313 S *	9/2014	Stucki .....	D12/209
D726,618 S *	4/2015	Dingle .....	D12/209
D755,690 S *	5/2016	von Tardy-Tuch .....	D12/209
D828,802 S *	9/2018	McMath .....	D12/211
D843,911 S *	3/2019	Hans .....	D12/209
D902,105 S *	11/2020	Luo .....	D12/209
D928,056 S *	8/2021	Anscheidt .....	D12/209
D928,064 S *	8/2021	Snyder .....	D12/209

\* cited by examiner

*Primary Examiner* — Stacia A Cadmus

(74) *Attorney, Agent, or Firm* — Blank Rome LLP



(57) **CLAIM**

The ornamental design for a wheel rim, as shown and described.

**DESCRIPTION**

FIG. 1 is a front view of a wheel rim of our present design; FIG. 2 is a top view thereof; FIG. 3 is a bottom view thereof; FIG. 4 is a left side view thereof; FIG. 5 is a right side view thereof; and, FIG. 6 is a front right perspective view thereof.

**1 Claim, 6 Drawing Sheets**








FIG 1






FIG 2






FIG 3






FIG 4





FIG 5





FIG 6