



US00D944701S

(12) **United States Design Patent** (10) **Patent No.:** **US D944,701 S**
Piaskowski et al. (45) **Date of Patent:** **** Mar. 1, 2022**

(54) **VEHICLE FRONT LOWER VALANCE**
(71) Applicant: **Ford Global Technologies, LLC**,
Dearborn, MI (US)
(72) Inventors: **Joel Piaskowski**, Birmingham, MI
(US); **Gordon Platto**, Troy, MI (US);
Eric Stoddard, Birmingham, MI (US);
Anthony Colard, Dearborn, MI (US);
Nima Nourian, Bloomfield, MI (US)

(73) Assignee: **Ford Global Technologies, LLC**,
Dearborn, MI (US)

(**) Term: **15 Years**

(21) Appl. No.: **29/730,075**

(22) Filed: **Apr. 1, 2020**

(51) **LOC (13) Cl.** **12-16**

(52) **U.S. Cl.**
USPC **D12/196**

(58) **Field of Classification Search**
USPC D12/86, 90, 91, 92, 93, 163, 164, 166,
D12/167, 169, 171, 172, 173, 190, 196,
D12/216; D3/318
CPC B62D 25/00; B62D 25/06; B62D 25/08;
B62D 35/00; B62B 9/16; B60K 11/08;
B60R 19/02; B60R 19/04; B60R 19/52
See application file for complete search history.

(56) **References Cited**

U.S. PATENT DOCUMENTS

D418,100 S * 12/1999 Sacco D12/196
D472,861 S * 4/2003 Saleen D12/190
D556,655 S * 12/2007 Dixon D12/181
D654,840 S * 2/2012 Barnaba D12/196
D678,142 S 3/2013 Behmer et al.
D678,143 S 3/2013 Behmer et al.
D710,264 S * 8/2014 Watkins D12/169
D739,321 S * 9/2015 Blanski D12/196

D744,915 S 12/2015 Curic et al.
D744,916 S 12/2015 Curic et al.
D744,922 S * 12/2015 Jamieson D12/196
D749,470 S * 2/2016 Behmer D12/169
D813,746 S 3/2018 Behmer et al.
D813,747 S 3/2018 Behmer et al.
D855,507 S * 8/2019 Blanski D12/169
D862,337 S * 10/2019 Pinazzo D12/196

(Continued)

OTHER PUBLICATIONS

Vehicle Valances. Design—© Questel) orbit.com. [Online PDF
compilation of references] 9 pgs. Print Dates Range Dec. 18,
2018-Jan. 31, 2014 [Retrieved Jun. 14, 2021].*

(Continued)

Primary Examiner — Manpreet S Matharu
Assistant Examiner — Suzanne E Tisdell

(57) **CLAIM**

The ornamental design for a vehicle front lower valance, as
shown and described.

DESCRIPTION

FIG. 1 is a front elevational view of a vehicle front lower
valance, showing our new design;
FIG. 2 is a left side elevational view thereof;
FIG. 3 is a right side elevational view thereof;
FIG. 4 is a top plan view thereof;
FIG. 5 is a bottom plan view thereof;
FIG. 6 is a top, front and left side perspective view thereof;
and,
FIG. 7 is a bottom, front and left side perspective view
thereof.

Portions of the vehicle front lower valance bordered in
broken lines and shown in half-tone, de-emphasized shading
for no part of the claimed design. Neither the broken lines
themselves nor the lighter areas contained within the broken
lines form any part of the claimed design.

1 Claim, 7 Drawing Sheets



(56)

References Cited

U.S. PATENT DOCUMENTS

D882,469 S * 4/2020 Lu D12/169
D888,635 S * 6/2020 Zipfel D12/196
D891,342 S * 7/2020 Woodhouse D12/196
D918,808 S * 5/2021 Nakajima D12/196

OTHER PUBLICATIONS

Hoffman, Connor. "Spy Photos Give an Even Closer Look at the 2021 Ford F-150." Feb. 21, 2020. Car and Driver. <https://www.caranddriver.com/news/a31041037/2021-ford-f-150-spied/> (Year: 2020).*

Vijayenthiran, Viknesh. "2021 Ford Mustang Mach 1 Spy Shots." Jan. 28, 2020. Motor Authority. https://www.motorauthority.com/news/1126889_2021-ford-mustang-mach-1-spy-shots (Year: 2020).*

Udy, Jason. "Spied! Is This a Ford Mustang Mach 1 Prototype?" Apr. 29, 2016. Motor Trend. <https://www.motortrend.com/news/spied-ford-mustang-mach-1-prototype-wvideo/> (Year: 2016).*

* cited by examiner

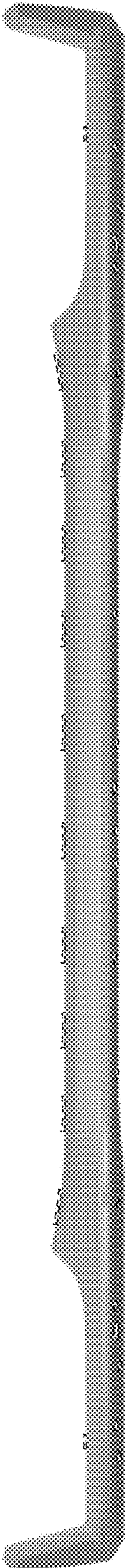


Fig. 1




Fig. 2




Fig. 3

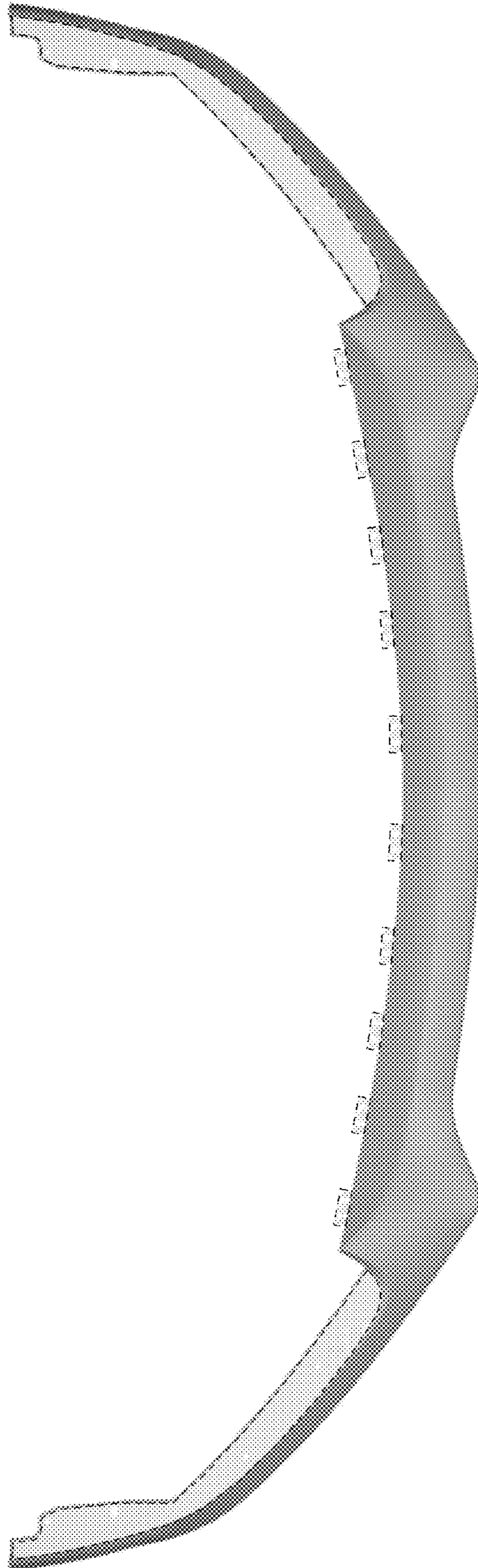


Fig.4

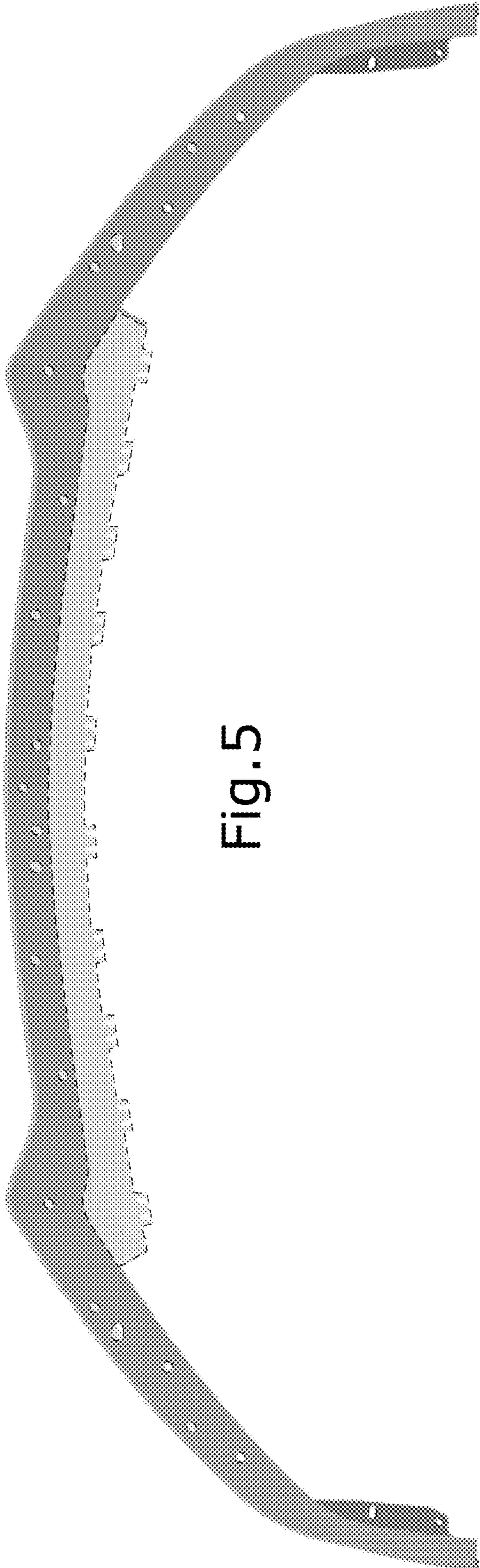


Fig. 5

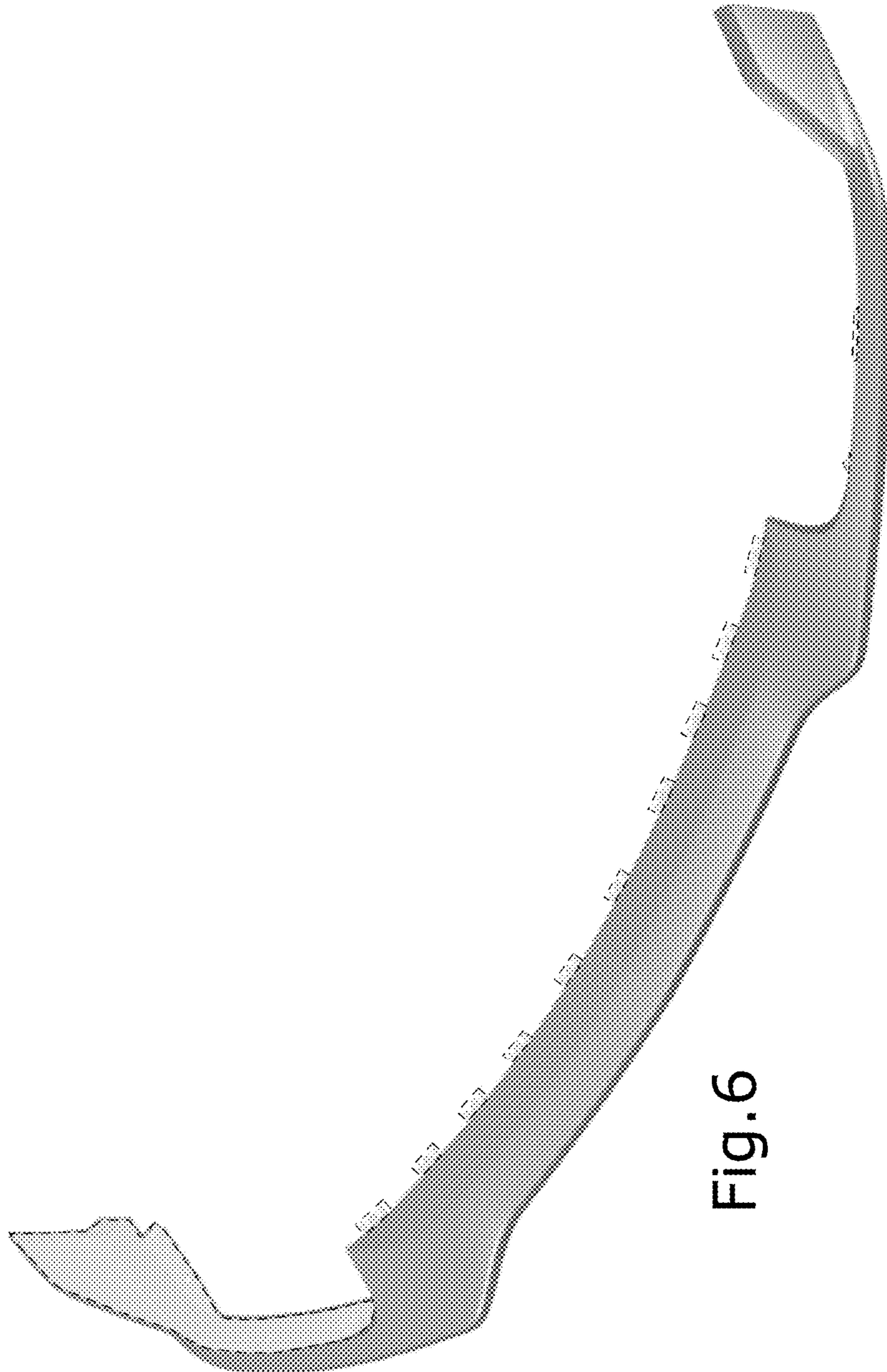


Fig. 6

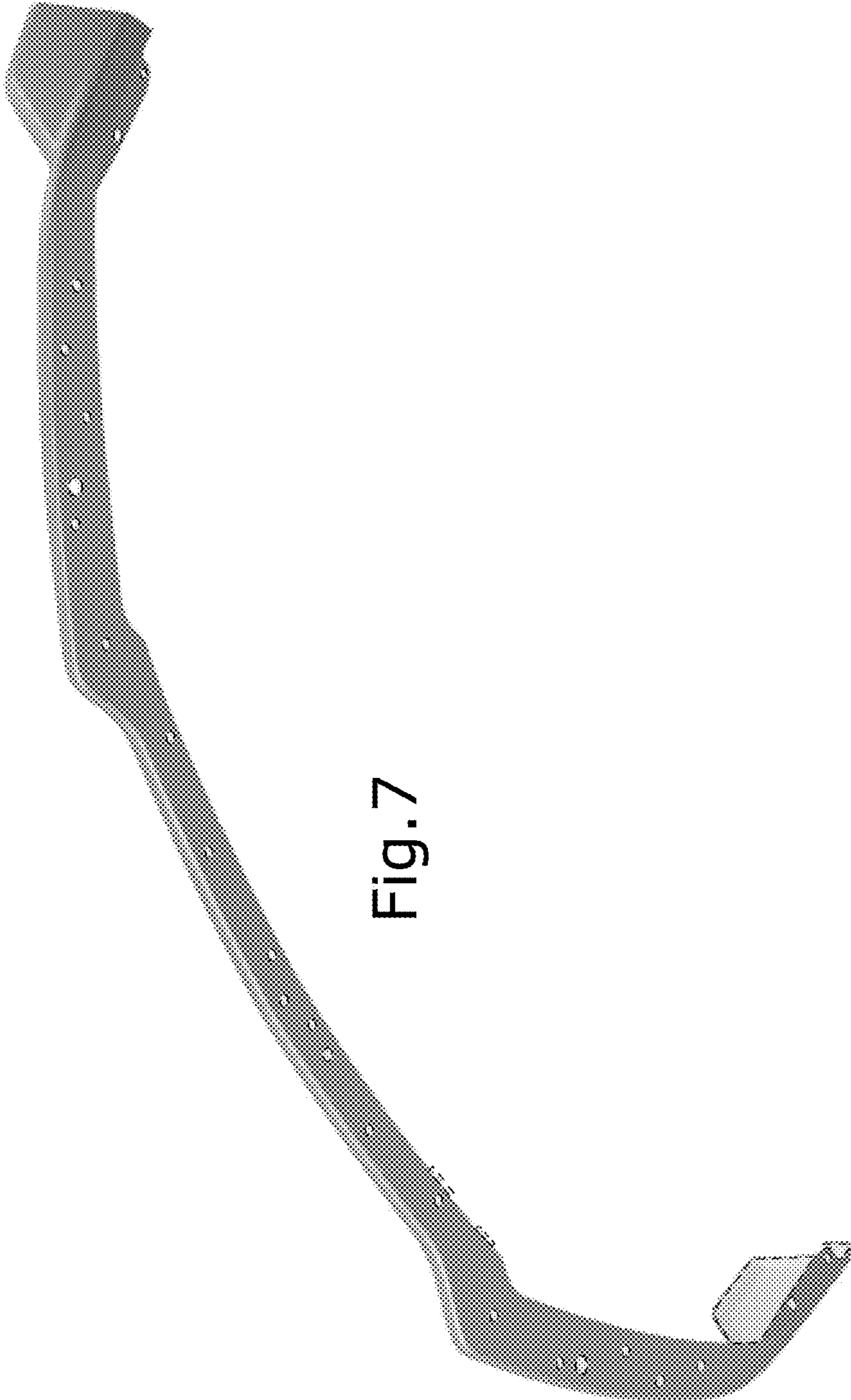


Fig. 7