



US00D944693S

(12) **United States Design Patent**  
**Ock**

(10) **Patent No.:** **US D944,693 S**

(45) **Date of Patent:** **\*\* Mar. 1, 2022**

(54) **DISK BRAKE CALIPER FOR AUTOMOBILE**

(71) Applicant: **Wooshin Industries Co., Ltd.**,  
Gimhae-si (KR)

(72) Inventor: **Jae Dong Ock**, Gimhae-si (KR)

(73) Assignee: **WOOSHIN INDUSTRIES CO., LTD.**,  
Gimhae-si (KR)

(\*\*) Term: **15 Years**

(21) Appl. No.: **29/709,294**

(22) Filed: **Oct. 13, 2019**

(30) **Foreign Application Priority Data**

Sep. 27, 2019 (KR) ..... 30-2019-0046629

(51) **LOC (13) Cl.** ..... **12-16**

(52) **U.S. Cl.**  
USPC ..... **D12/180**

(58) **Field of Classification Search**

USPC ..... D12/123, 160, 179, 180

CPC ..... F16D 55/22; F16D 55/225; F16D 55/226;

F16D 55/227; F16D 55/228; F16D

65/0068; F16D 65/18; F16D 65/183;

F16D 65/58; F16D 65/092; F16D 65/12;

F16D 65/068; F16D 65/0975; F16D

2055/0016; B60T 1/065; B60T 13/588

See application file for complete search history.

(56) **References Cited**

**U.S. PATENT DOCUMENTS**

D493,754 S \* 8/2004 Barbosa ..... D12/180

D522,420 S \* 6/2006 Crippa ..... D12/180

D522,421 S *	6/2006	Crippa	.....	D12/180
D523,794 S *	6/2006	Strumbo	.....	D12/180
D588,513 S *	3/2009	Crippa	.....	D12/180
D607,793 S *	1/2010	Maroni	.....	D12/180
D610,059 S *	2/2010	Azimonti	.....	D12/180
D610,507 S *	2/2010	Azimonti	.....	D12/180
D815,000 S *	4/2018	Igawa	.....	D12/180
D851,566 S *	6/2019	Nessi	.....	D12/180
D902,097 S *	11/2020	Ock	.....	D12/180
2015/0021124 A1 *	1/2015	Preda	.....	F16D 55/228 188/71.6
2015/0027822 A1 *	1/2015	Cerutti	.....	F16D 55/228 188/73.47

\* cited by examiner

*Primary Examiner* — Susan E Krakower

*Assistant Examiner* — Jerry Shiuan-Hua Hsu

(74) *Attorney, Agent, or Firm* — STIP Law Group, LLC

(57) **CLAIM**

The ornamental design for disc brake caliper for automobile, as shown and described.

**DESCRIPTION**

FIG. 1 is a top, front, right perspective view of the disc brake caliper for automobile showing the present design.

FIG. 2 is a front view thereof.

FIG. 3 is a rear view thereof.

FIG. 4 is a left side view thereof.

FIG. 5 is a right side view thereof.

FIG. 6 is a top view thereof.

FIG. 7 is a bottom view thereof; and,

FIG. 8 is a bottom, front, right perspective view thereof.

The broken lines illustrate portions of the disc brake caliper for automobile that form no part of the claimed design.

**1 Claim, 8 Drawing Sheets**

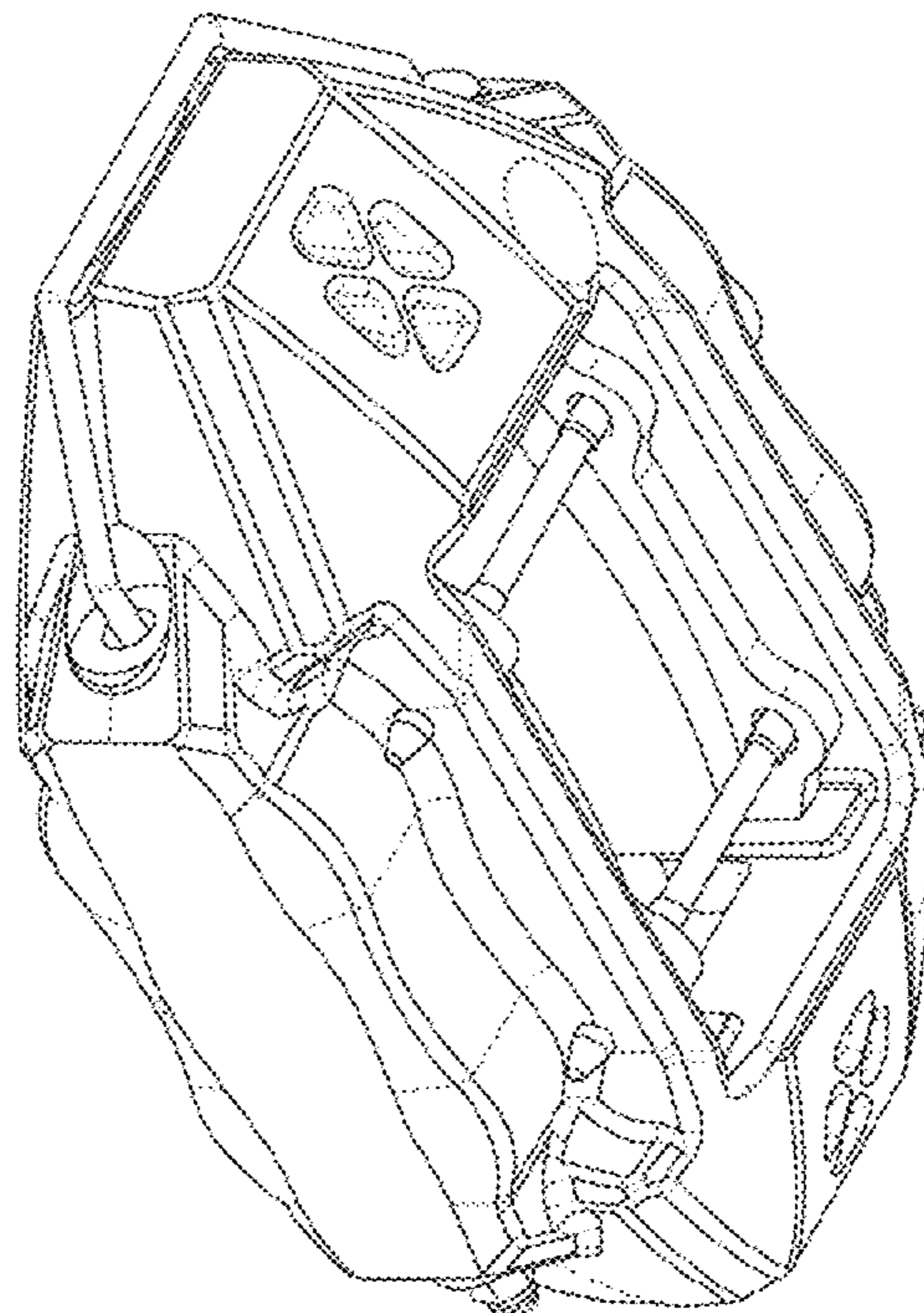




FIG. 1

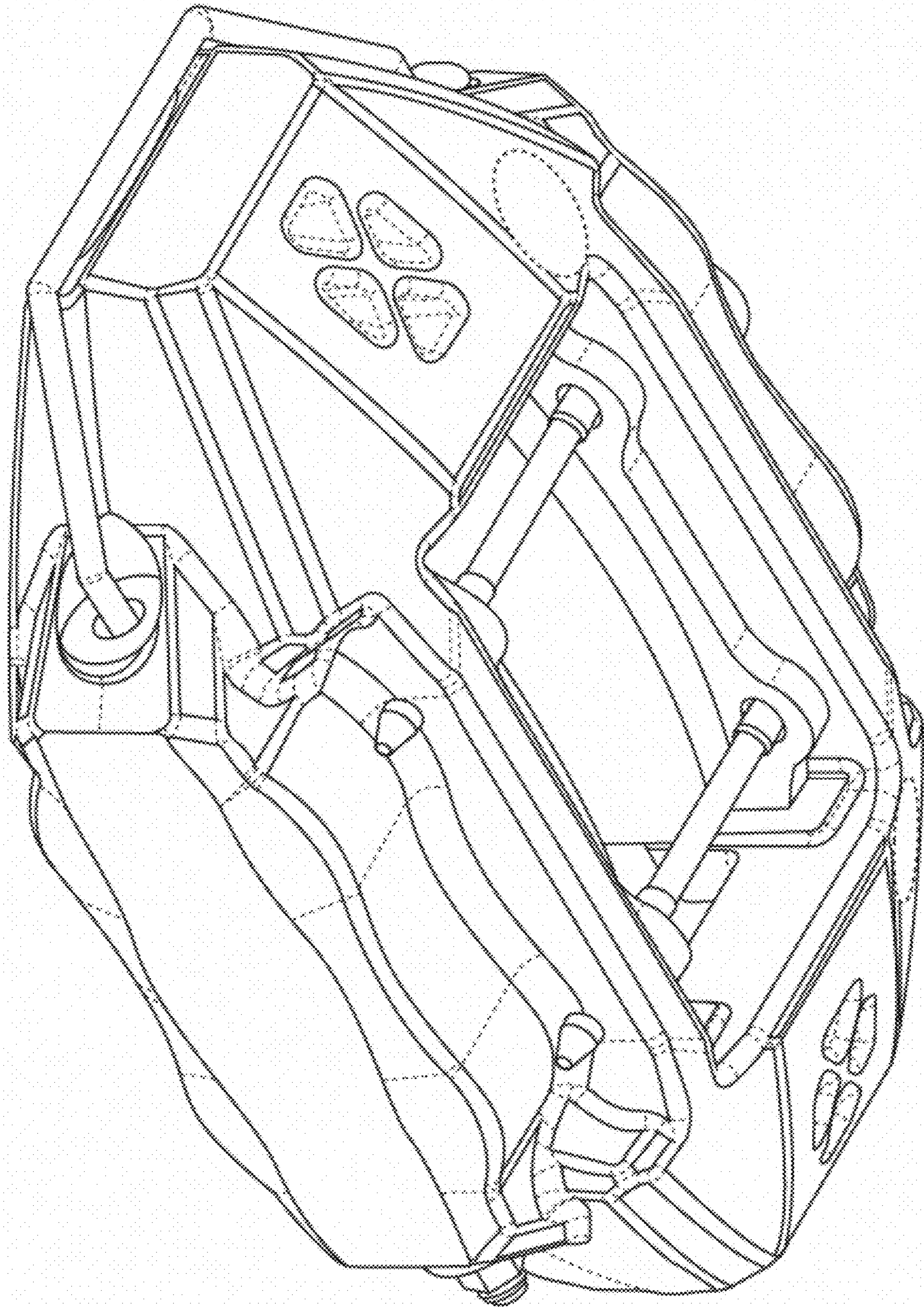




FIG. 2

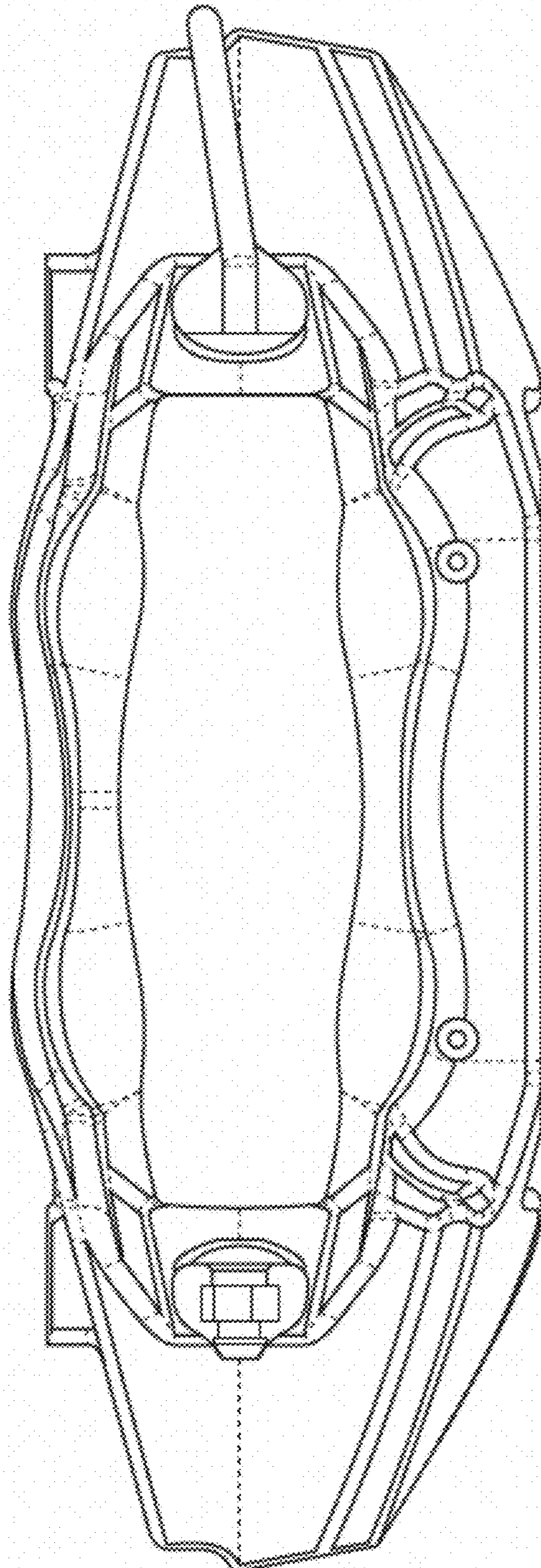


FIG. 3

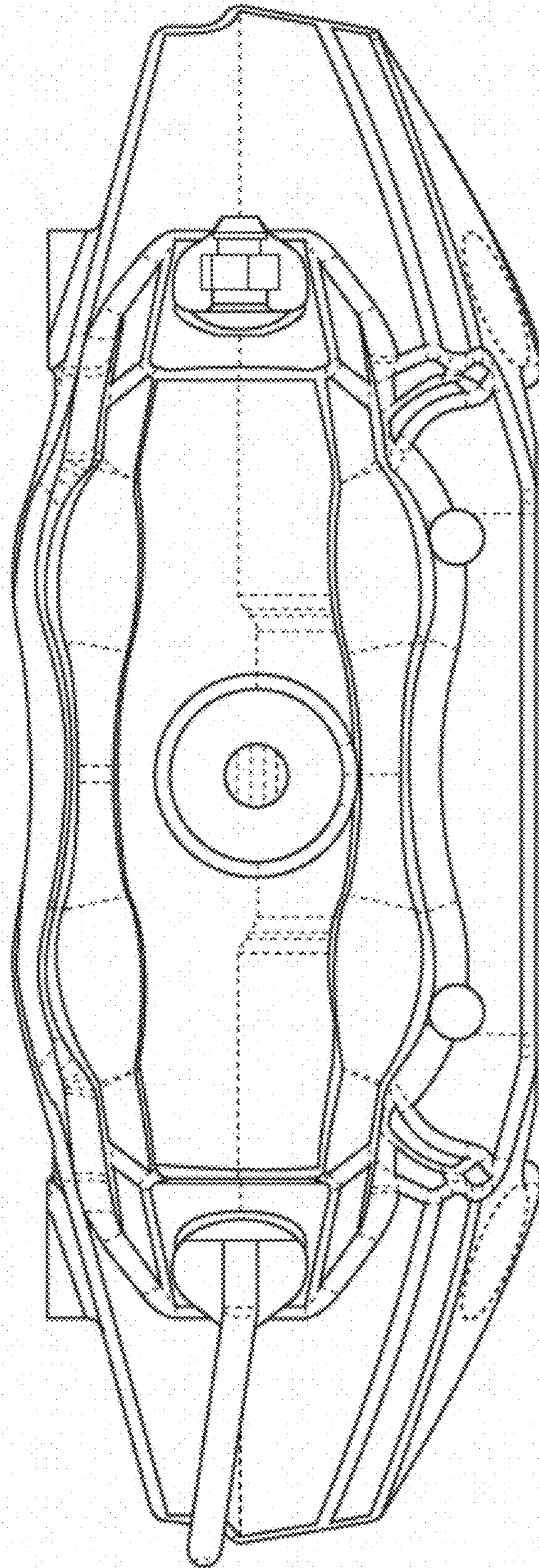




FIG. 4

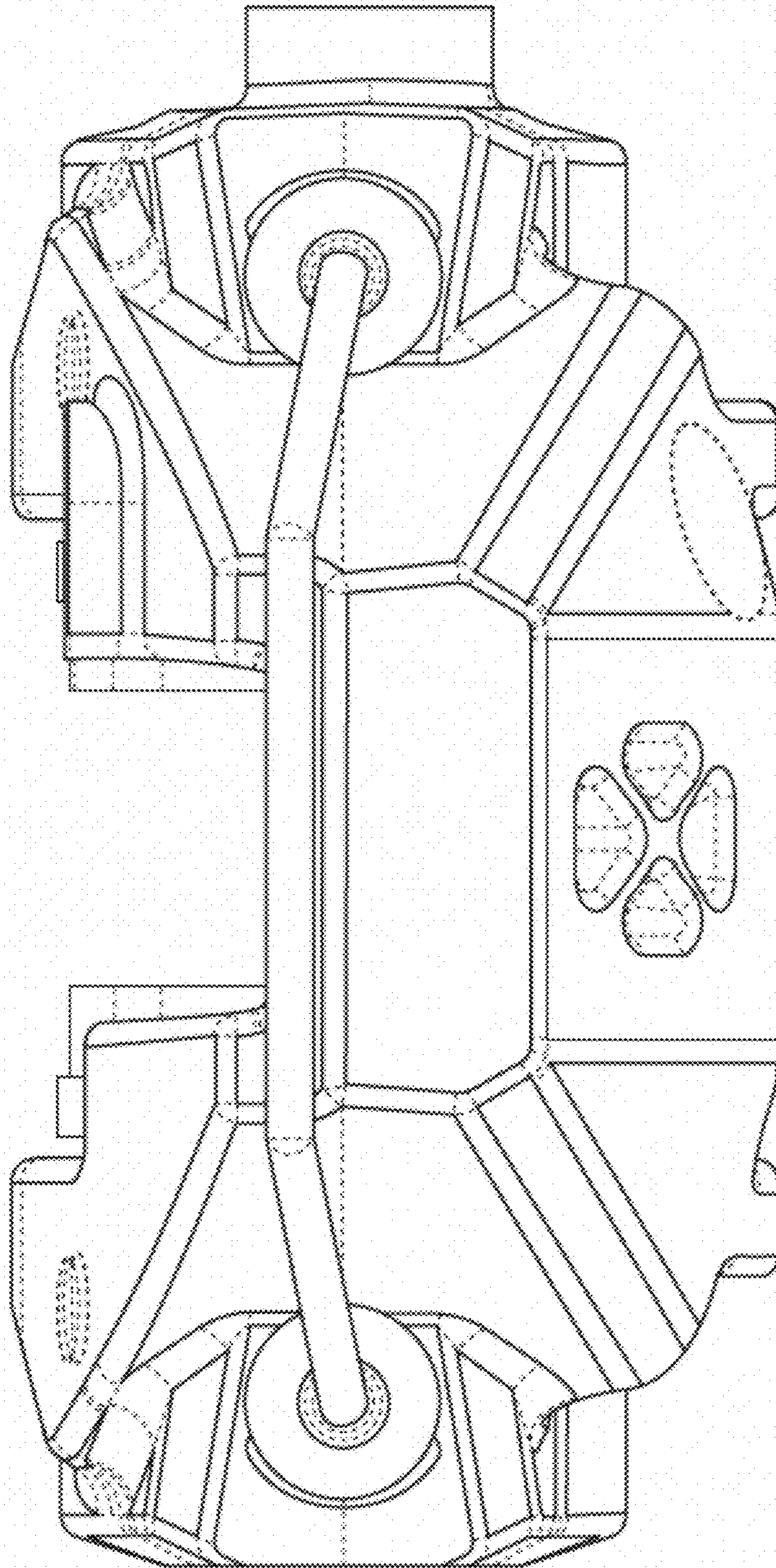


FIG. 5

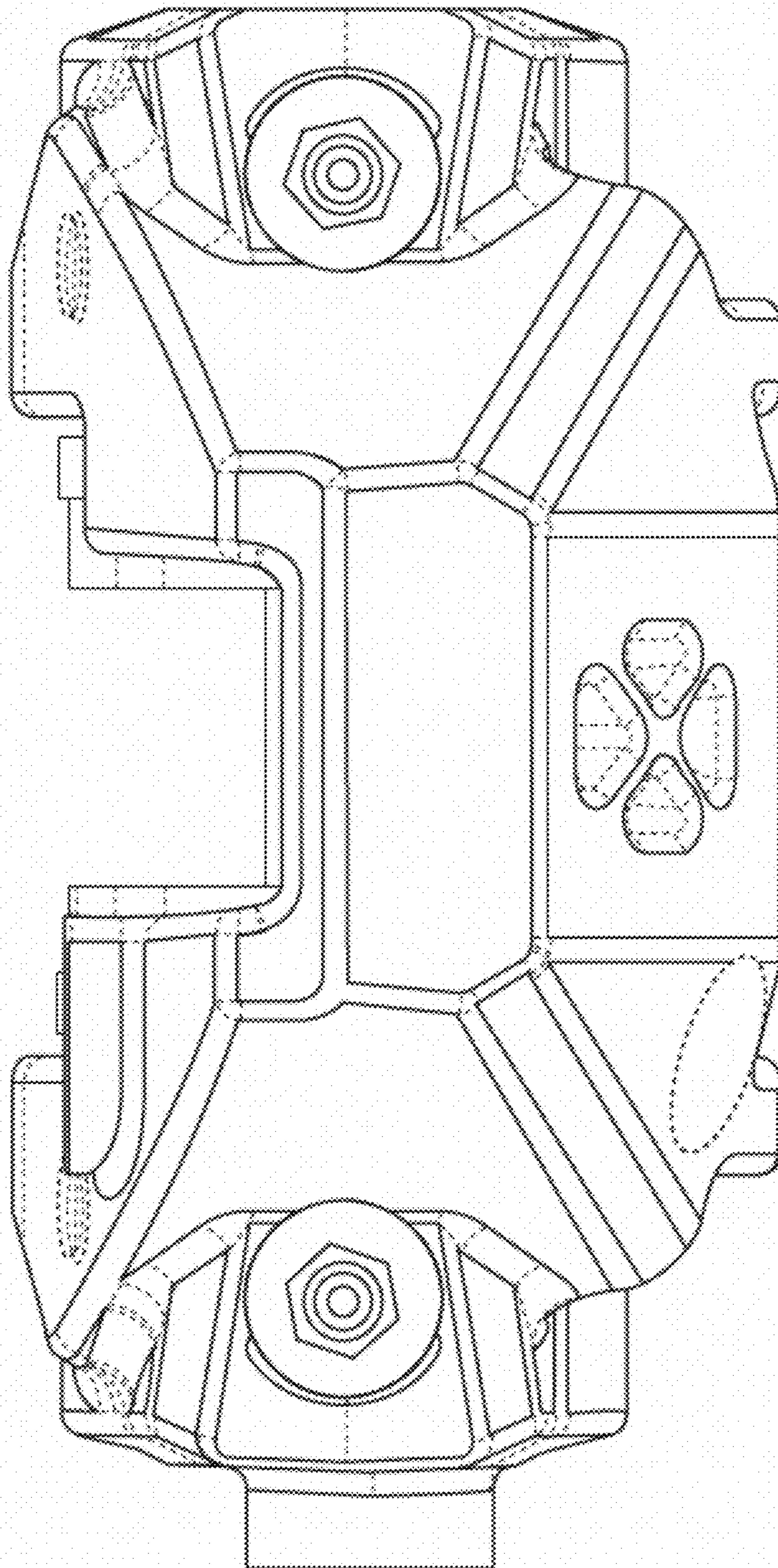




FIG. 6

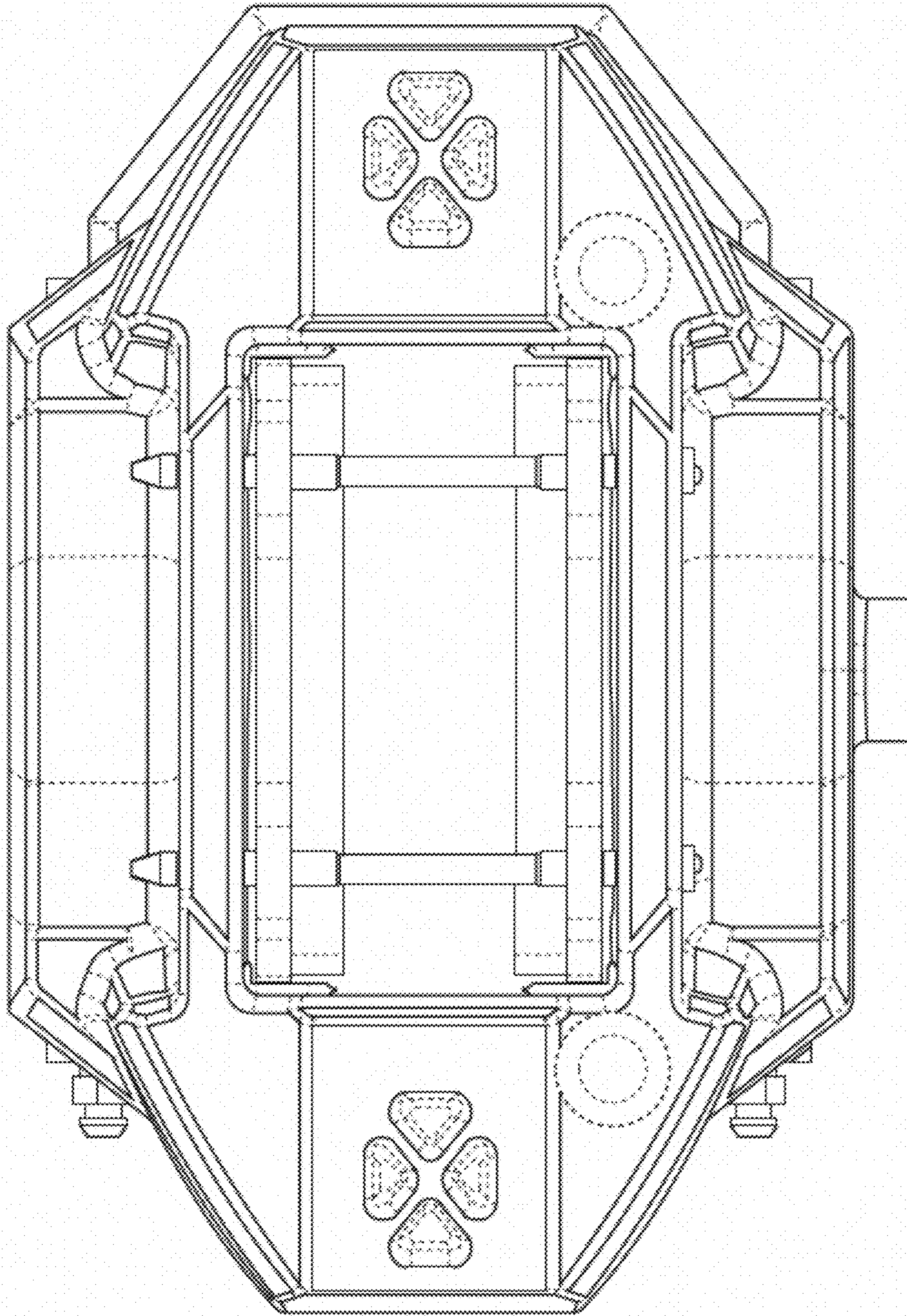




FIG. 7

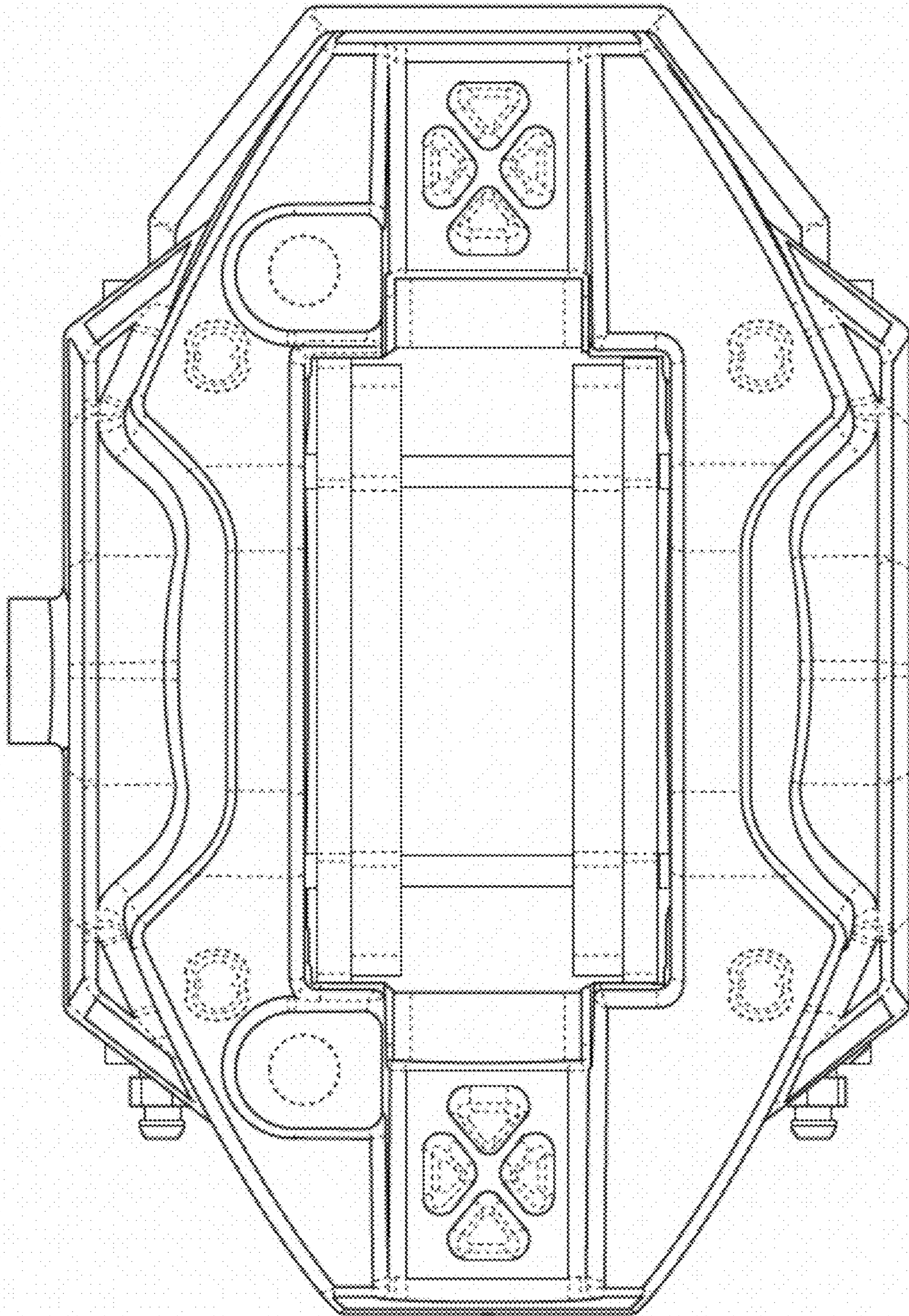




FIG. 8

