



US00D944691S

(12) **United States Design Patent**
Hawkins, III et al.

(10) **Patent No.:** **US D944,691 S**
(45) **Date of Patent:** **** Mar. 1, 2022**

(54) **ADJUSTABLE CRANK ARM**
(71) Applicant: **Wahoo Fitness LLC**, Atlanta, GA (US)
(72) Inventors: **Harold M. Hawkins, III**, Atlanta, GA (US); **Michael Carlson**, Atlanta, GA (US)
(73) Assignee: **Wahoo Fitness LLC**, Atlanta, GA (US)
(**) Term: **15 Years**

(21) Appl. No.: **29/704,052**
(22) Filed: **Aug. 30, 2019**
(51) **LOC (13) Cl.** **12-11**
(52) **U.S. Cl.**
USPC **D12/123**; D21/662; D21/667
(58) **Field of Classification Search**
USPC D8/21, 29; D12/123, 180;
D21/662-668, 694
CPC B62M 9/105
See application file for complete search history.

(56) **References Cited**
U.S. PATENT DOCUMENTS
D356,526 S * 3/1995 Burns D12/123
D365,049 S * 12/1995 Kuylman D12/123
D484,831 S * 1/2004 Chiang D12/123
D485,791 S * 1/2004 Mombrinie D12/123
D520,920 S * 5/2006 Okada D12/123
D522,413 S * 6/2006 Okada D12/123
D527,315 S * 8/2006 Arakawa D12/123

D532,342 S * 11/2006 Arakawa D12/123
D553,055 S * 10/2007 Tokumoto D12/123
D578,583 S * 10/2008 Goldberg D12/123
D580,303 S * 11/2008 Okada D12/123
D600,166 S * 9/2009 Tokumoto D12/123
D663,794 S * 7/2012 Bingham D21/664
D733,009 S * 6/2015 Woods D12/123
D756,271 S * 5/2016 Sgreva D12/123
D811,277 S * 2/2018 Migaszewski D12/123
D853,890 S * 7/2019 Sgreva D12/123
D860,891 S * 9/2019 Paranjothi D12/180
10,576,348 B1 * 3/2020 Hawkins, III A63B 24/0087

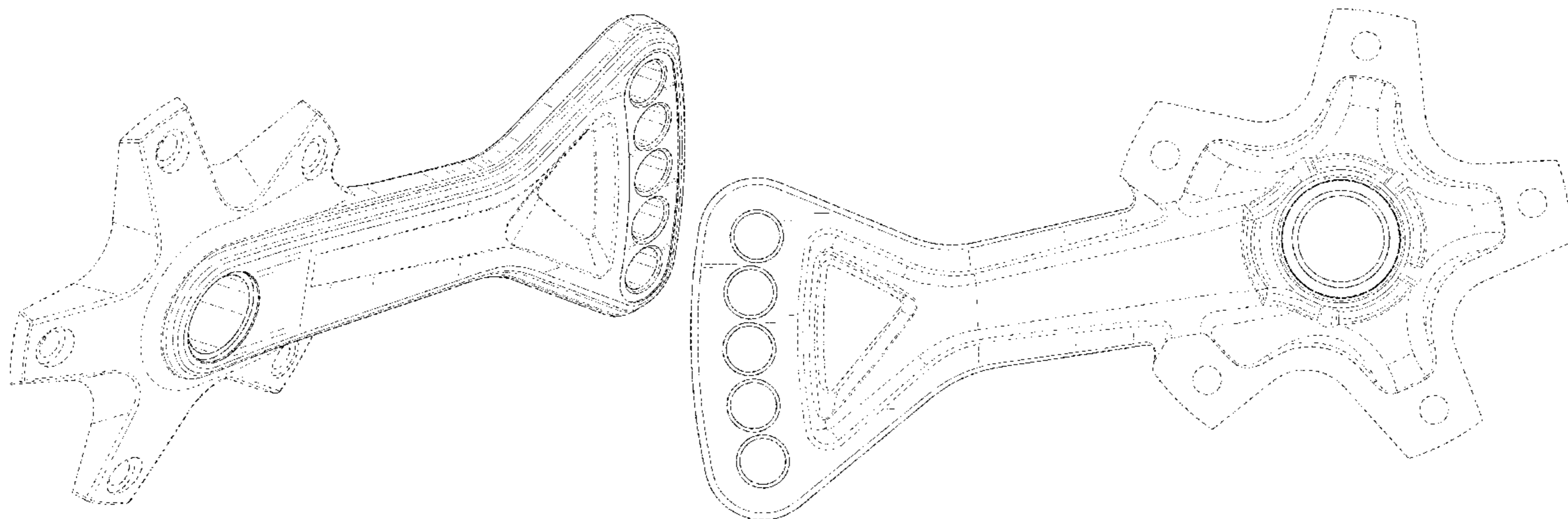
* cited by examiner

Primary Examiner — Michael C Stout
Assistant Examiner — Melvin L Davis
(74) *Attorney, Agent, or Firm* — Polsinelli PC

(57) **CLAIM**
The ornamental design for an adjustable crank arm, as shown and described.

DESCRIPTION
FIG. 1 is an isometric view of an adjustable crank arm; FIG. 2 is a right side view thereof; FIG. 3 is a left side view thereof; FIG. 4 is a back view thereof; FIG. 5 is a front view thereof; FIG. 6 is a top view thereof; and, FIG. 7 is a bottom view thereof. The broken line showing of the adjustable crank arm is for the purpose of illustrating portions of the article and forms no part of the claimed design.

1 Claim, 7 Drawing Sheets



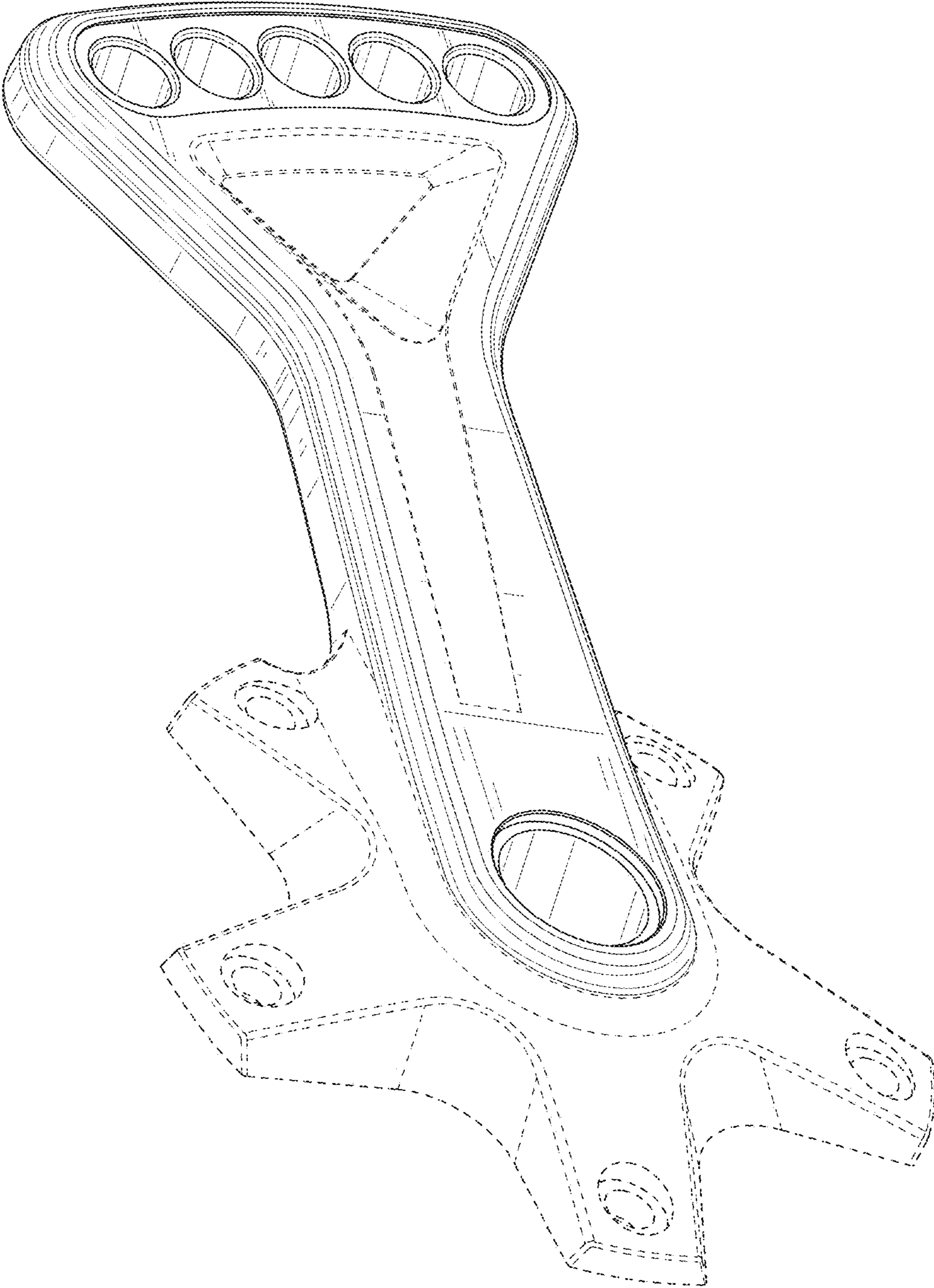


FIG. 1

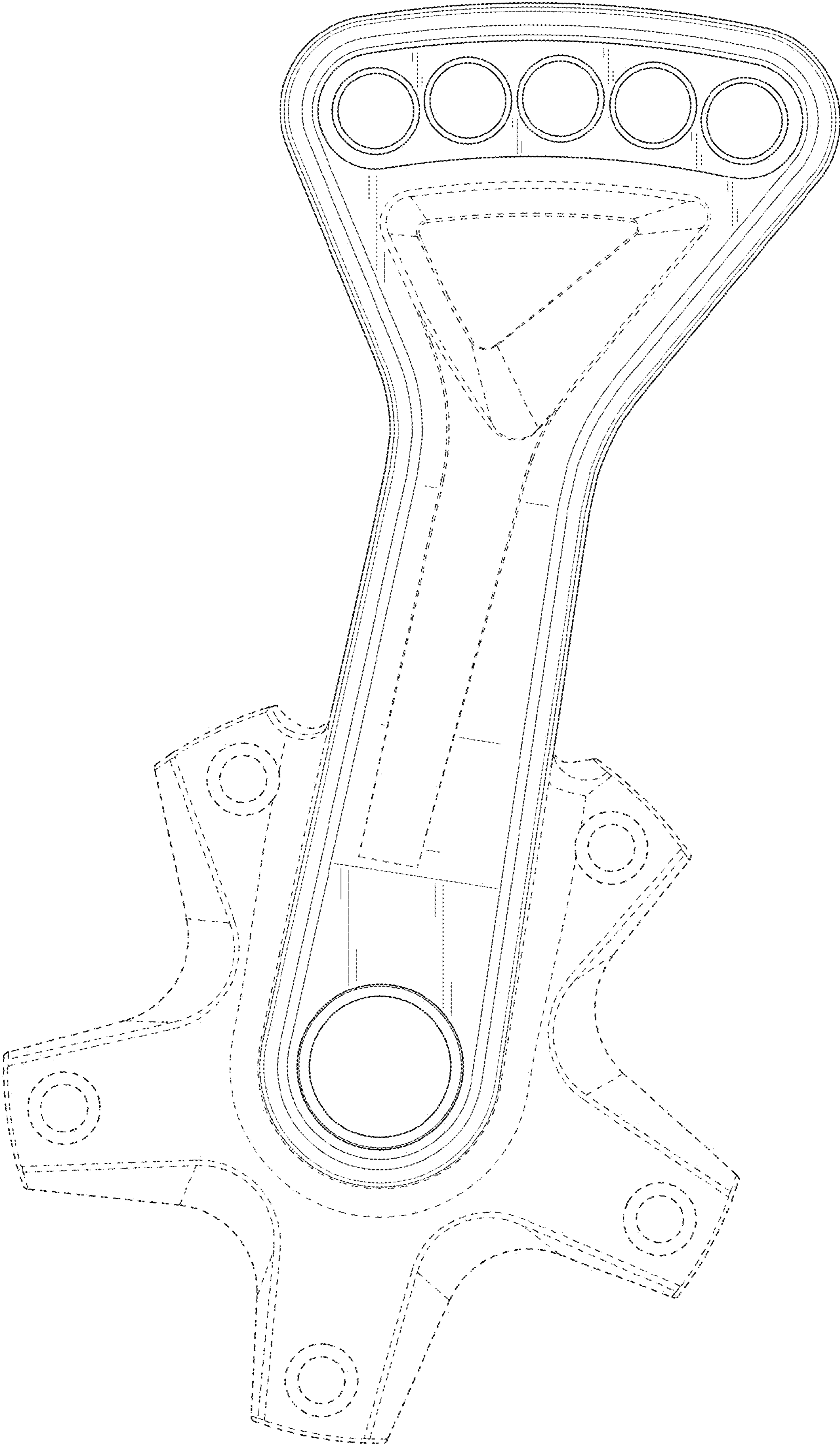


FIG. 2

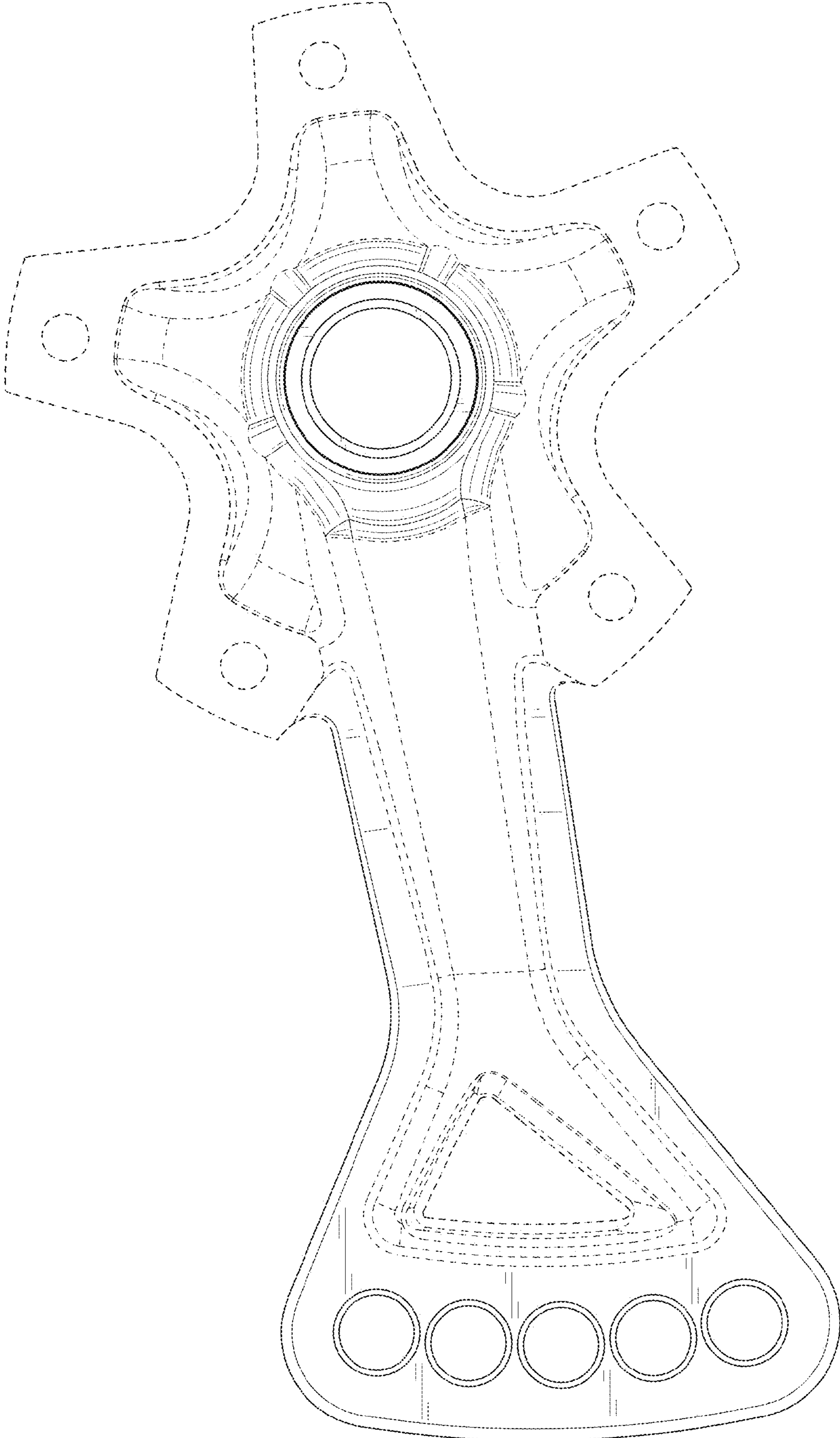


FIG. 3

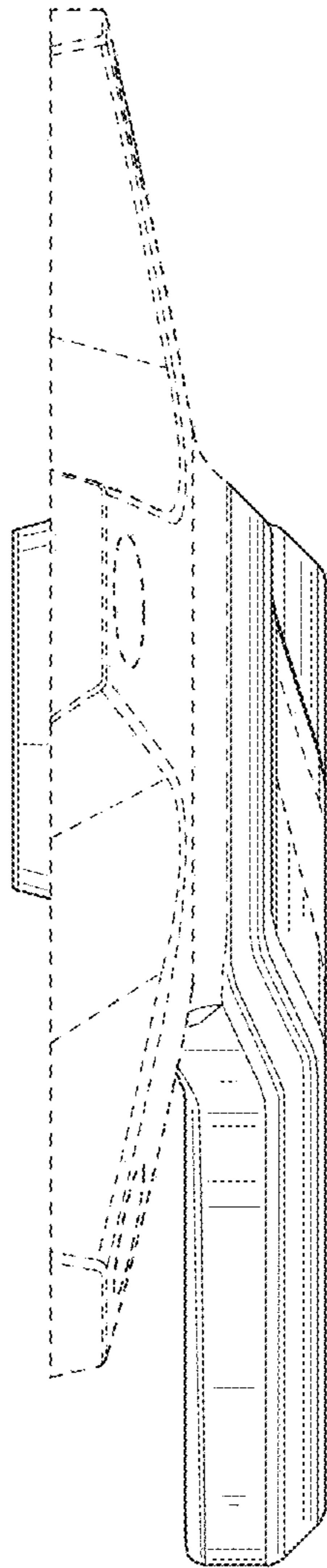


FIG. 4

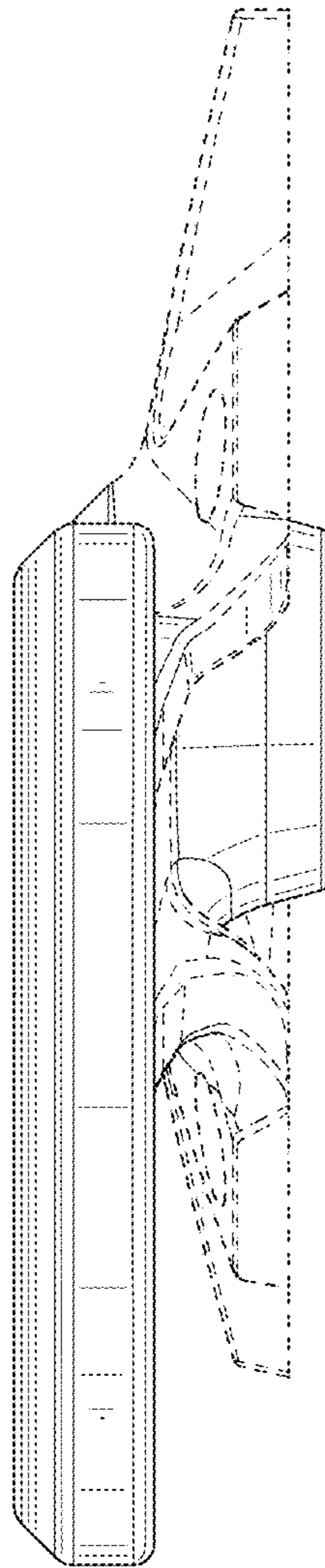


FIG. 5

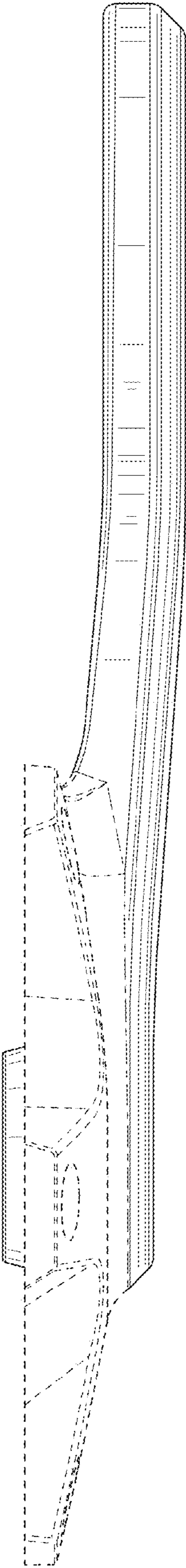


FIG. 6

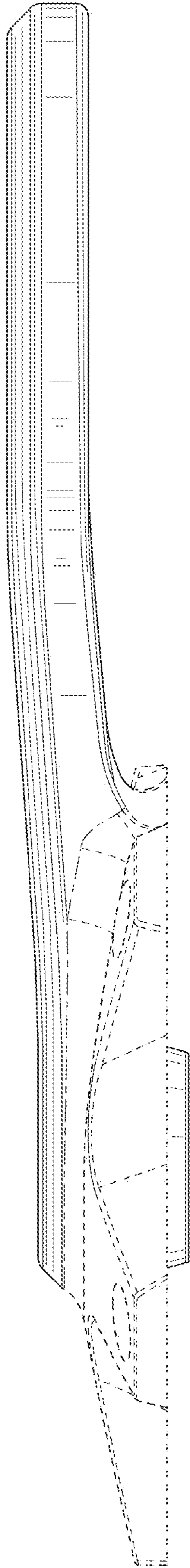


FIG. 7