

US00D944689S

(12) **United States Design Patent**
Hu et al.

(10) **Patent No.:** **US D944,689 S**
(45) **Date of Patent:** **** Mar. 1, 2022**

(54) **ELECTRIC BICYCLE**

(71) Applicant: **Beijing Niu Information Technology Co., Ltd., Beijing (CN)**

(72) Inventors: **Yilin Hu, Beijing (CN); Chuankai Liu, Beijing (CN)**

(73) Assignee: **Beijing Niu Information Technology Co., Ltd., Beijing (CN)**

(**) Term: **15 Years**

(21) Appl. No.: **29/678,310**

(22) Filed: **Jan. 28, 2019**

(30) **Foreign Application Priority Data**

Jul. 27, 2018 (CN) 201830411602.5

(51) **LOC (13) Cl.** **12-11**

(52) **U.S. Cl.**
USPC **D12/111**

(58) **Field of Classification Search**
USPC D12/107, 108, 110, 111, 112, 113, 114,
D12/117, 118, 119, 122, 126
CPC B62K 11/00; B62K 11/02; B62K 11/04;
B62K 11/06; B62K 11/08; B62K 11/10;
B62K 11/12; B62K 11/14; B62K 5/00;
B62K 5/003; B62K 5/007; B62K 19/00;
B62K 19/02; B62K 19/18; B62K 19/06;
B62K 2202/00

See application file for complete search history.

(56) **References Cited**

U.S. PATENT DOCUMENTS

2,495,859 A 1/1950 Mennesson
D274,611 S * 7/1984 Nakano D12/110
D274,996 S * 8/1984 Lacroix D12/110
D386,723 S 11/1997 Fujieda
D396,670 S 8/1998 Wasserhess

D401,534 S 11/1998 Higashihara
D402,925 S 12/1998 Kino
5,924,511 A 7/1999 Takata
D414,721 S 10/1999 Nakamura
D465,437 S 11/2002 van der Voor
(Continued)

FOREIGN PATENT DOCUMENTS

CN 201530091831 * 4/2015
CN 201730083918 * 3/2017
(Continued)

OTHER PUBLICATIONS

Electrek, NIU debuts new electro scooters including mini scooter/e-bike hybrid, posted Nov. 7, 2018, [online], [visited Mar. 10, 2021]. Internet, <URL: <https://electrek.co/2018/11/07/niu-electric-scooters-umini/>> (Year: 2018).*

Primary Examiner — Sheryl Lane

Assistant Examiner — Samantha N Wood

(74) *Attorney, Agent, or Firm* — Andrus Intellectual Property Law, LLP


(57) **CLAIM**

The ornamental design for an electric bicycle, as shown and described.

DESCRIPTION

FIG. 1 is a front view of the design for an electric bicycle; FIG. 2 is a rear view thereof; FIG. 3 is a left view thereof; FIG. 4 is a right view thereof; FIG. 5 is a top view thereof; FIG. 6 is a bottom view thereof; and, FIG. 7 is a perspective view thereof. The broken lines are included for the purpose of illustrating portions of the electric bicycle and form no part of the claimed design.

1 Claim, 7 Drawing Sheets



(56)

References Cited

U.S. PATENT DOCUMENTS

D498,438	S	11/2004	Ying	
D537,756	S	3/2007	Kitayama	
D546,732	S *	7/2007	Chuang	D12/110
D578,042	S *	10/2008	Yang	D12/111
D588,502	S *	3/2009	Kume	D12/110
D629,721	S	12/2010	Takeno	
D632,227	S *	2/2011	Lambri	D12/110
D644,568	S *	9/2011	Maccioni	D12/110
D670,205	S	11/2012	Takakuwa	
D679,223	S	4/2013	Loasby	
8,505,668	B2	8/2013	Iwakami	
D690,235	S	9/2013	Wu	
8,738,212	B1	5/2014	Schieffelin	
D727,214	S	4/2015	Yang	
D731,363	S	6/2015	Duncan	
D774,971	S	12/2016	Lambri	
D774,972	S	12/2016	Lambri	
9,656,672	B2	5/2017	Schieffelin	
D803,948	S *	11/2017	Chis	D21/423
D814,978	S *	4/2018	Niu	D12/110
D829,131	S	9/2018	Schieffelin	
D833,333	S	11/2018	Yu	
D843,269	S	3/2019	Shi	
D849,601	S *	5/2019	Li	D12/107
D903,532	S	12/2020	Ma	
2011/0046831	A1 *	2/2011	Ananthakrishna	B60K 6/48 701/22
2016/0207589	A1	7/2016	Tsuchizawa	

FOREIGN PATENT DOCUMENTS

CN	201730363972	*	8/2017
KR	3020170034816	*	7/2017

* cited by examiner

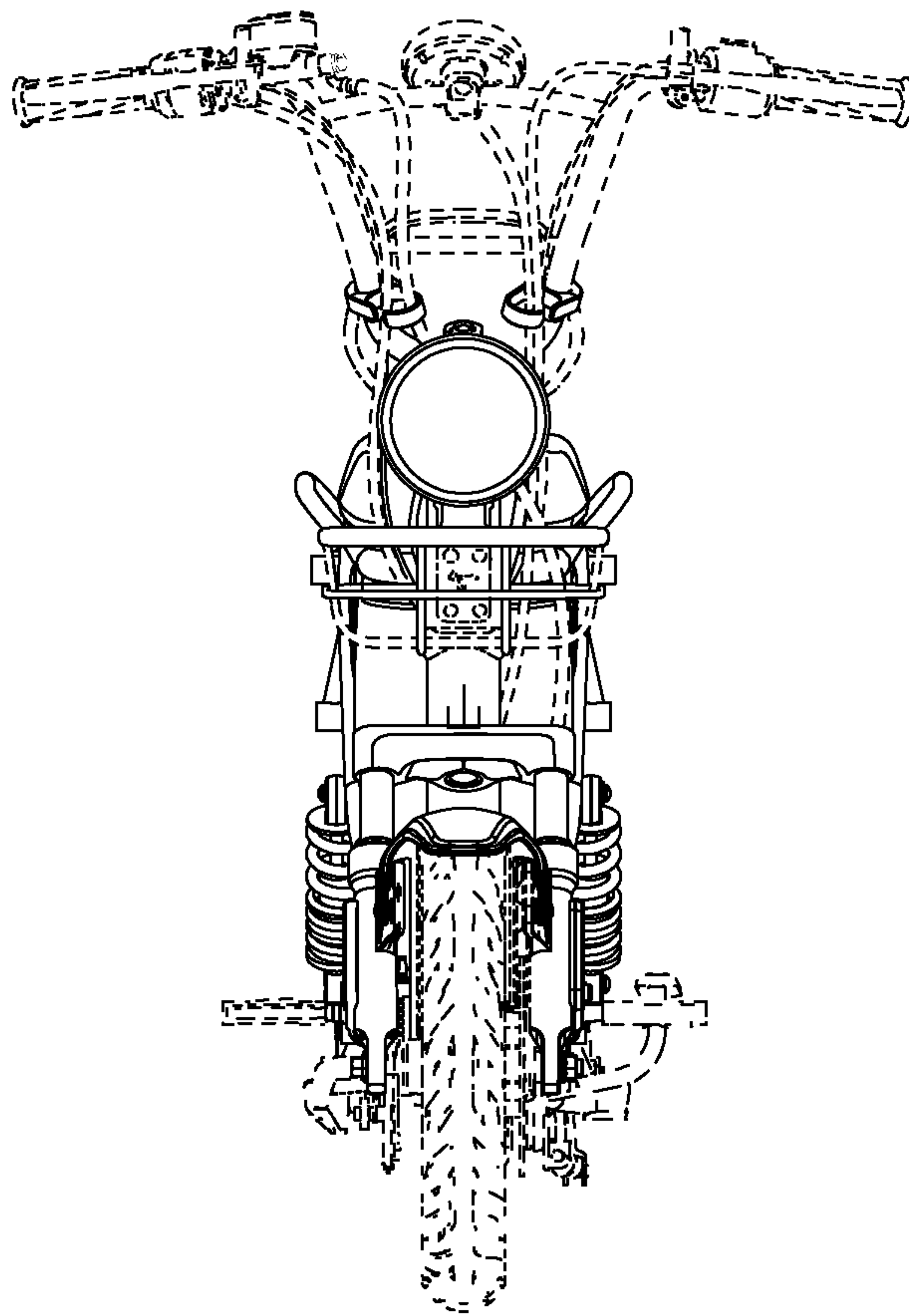


FIG. 1

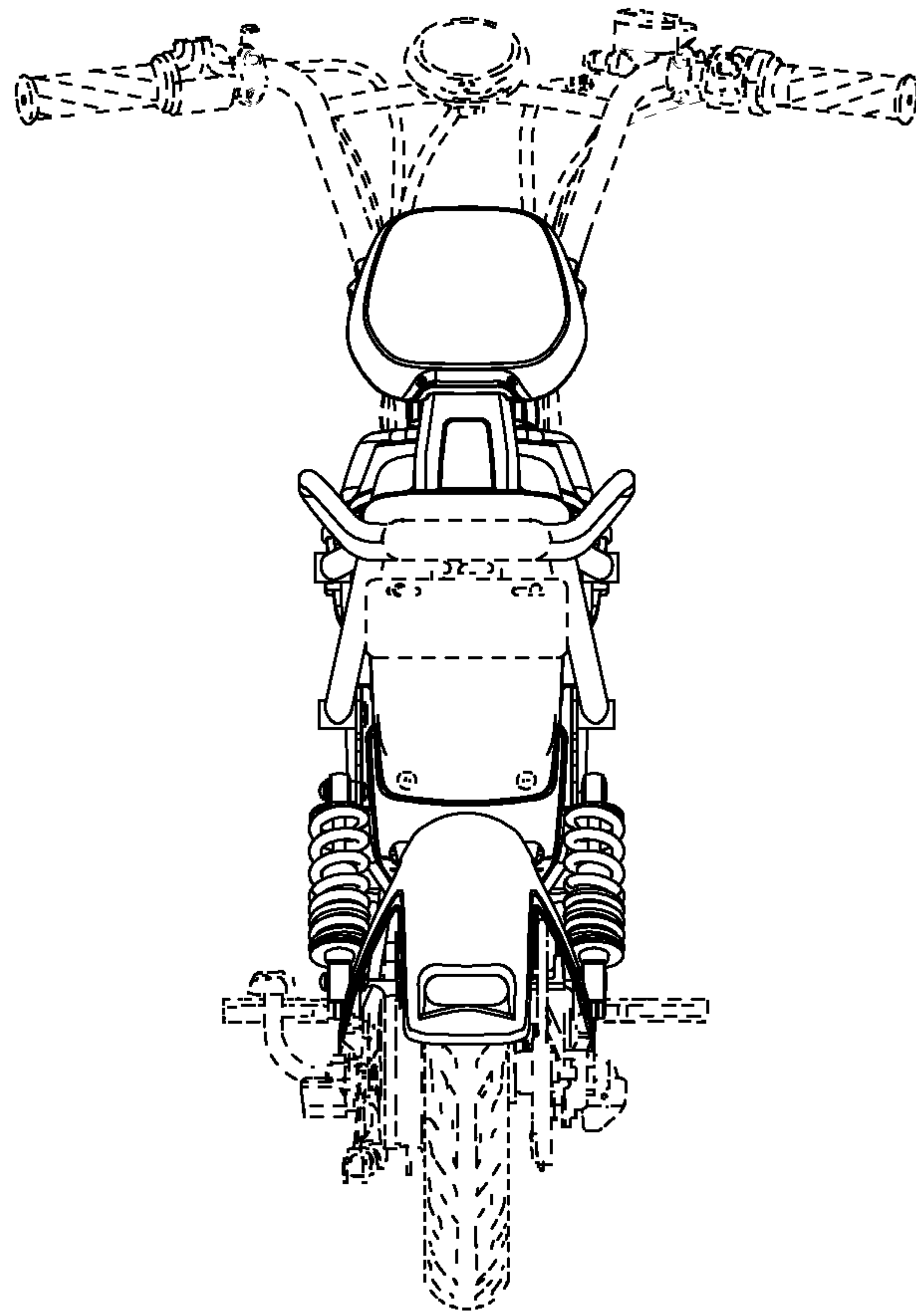


FIG.2

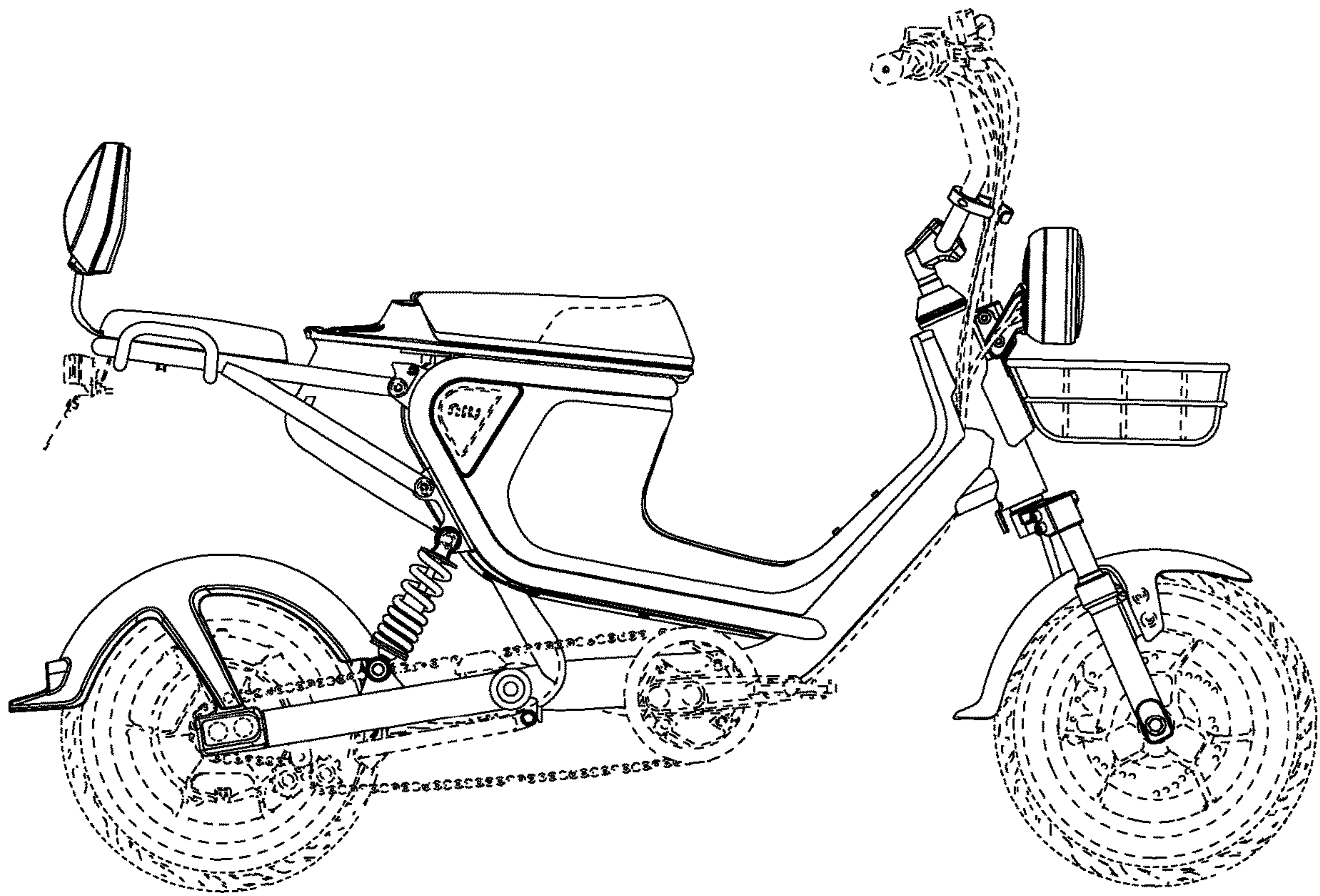


FIG. 3

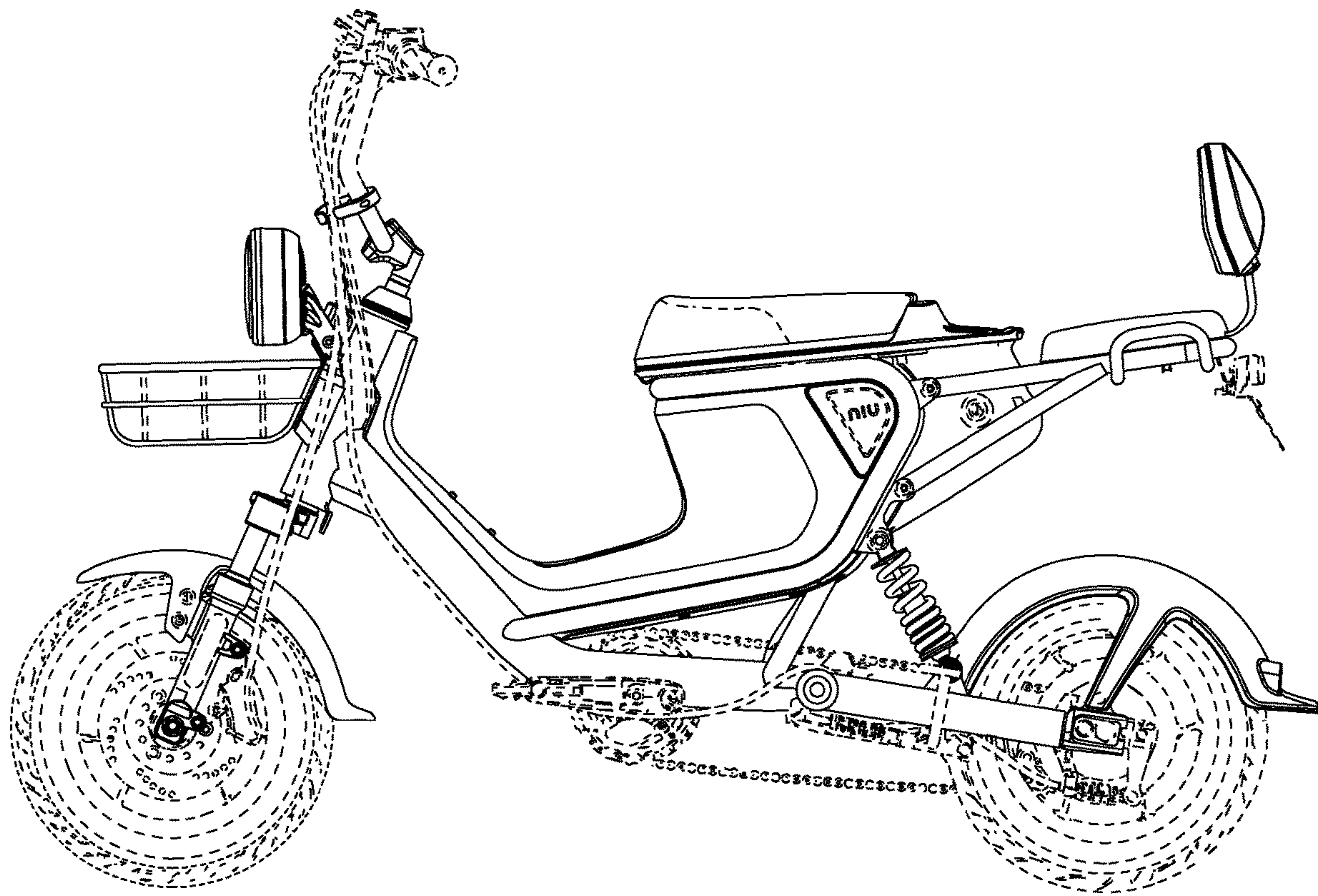


FIG.4

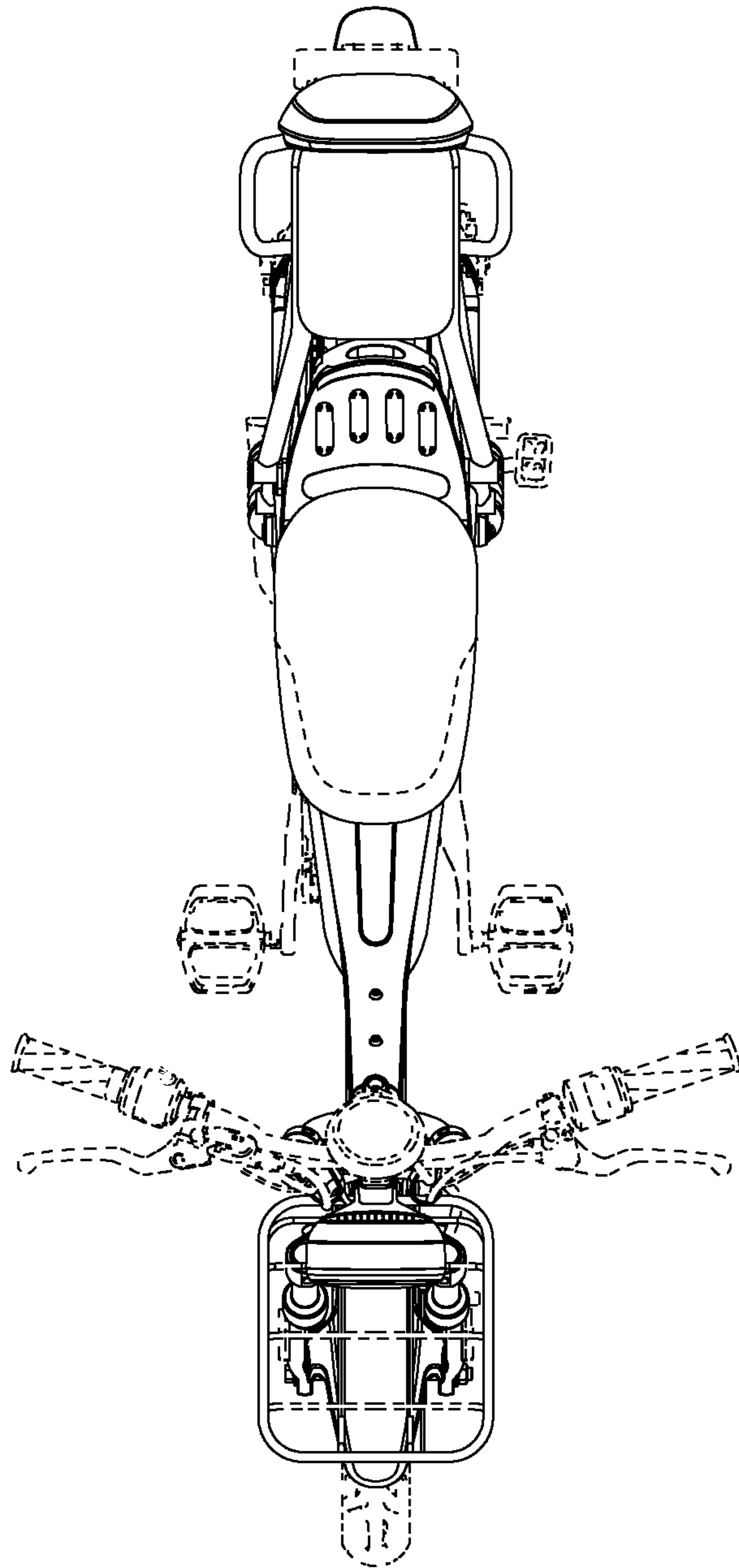


FIG.5

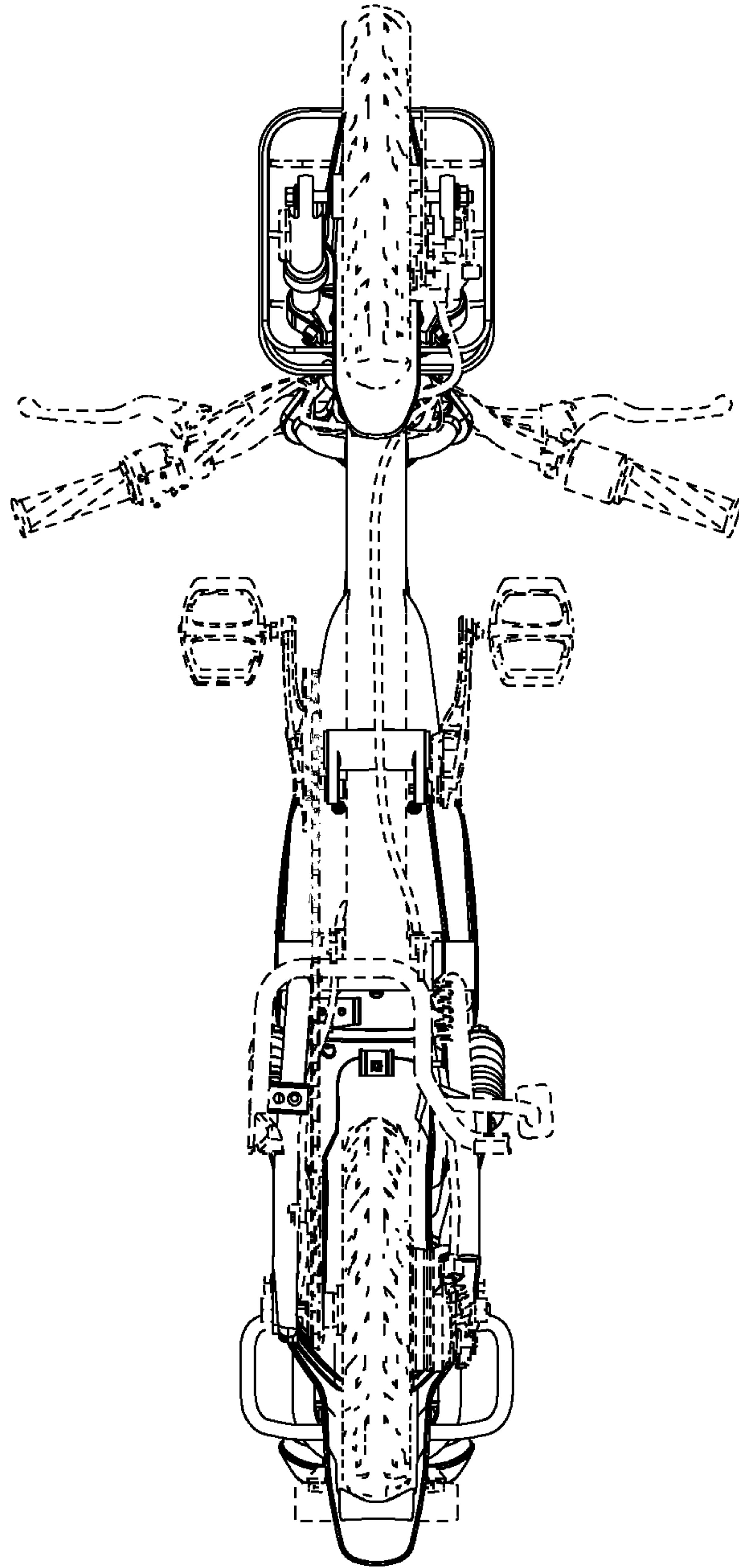


FIG. 6




FIG.7