



US00D944685S

(12) **United States Design Patent**  
**Murray**

(10) **Patent No.:** **US D944,685 S**  
(45) **Date of Patent:** **\*\* Mar. 1, 2022**

(54) **VEHICLE**

- (71) Applicant: **Gordon Murray Design Limited**,  
Shalford (GB)
- (72) Inventor: **Ian Gordon Murray**, Puttenham (GB)
- (73) Assignee: **Gordon Murray Design Limited**,  
Shalford (GB)
- (\*\*) Term: **15 Years**
- (21) Appl. No.: **29/736,214**
- (22) Filed: **May 28, 2020**

(30) **Foreign Application Priority Data**

- Nov. 29, 2019 (GB) ..... 6077765
- Nov. 29, 2019 (GB) ..... 6077766
- Nov. 29, 2019 (GB) ..... 6077767
- Nov. 29, 2019 (GB) ..... 6077768

- (51) **LOC (13) Cl.** ..... **12-08**
- (52) **U.S. Cl.**  
USPC ..... **D12/88**

- (58) **Field of Classification Search**  
USPC ..... D12/86, 90-92, 164; D21/433, 434,  
D21/531-535; 296/181.1-181.5, 183.1  
CPC ..... B62D 25/00; B62D 25/06; B62D 33/00;  
B62D 35/00

See application file for complete search history.

(56) **References Cited**

U.S. PATENT DOCUMENTS

- D692,345 S \* 10/2013 Murray ..... D12/86
- D826,089 S \* 8/2018 Lesnik ..... D12/88
- D839,133 S \* 1/2019 Hilton ..... D12/88
- D899,303 S \* 10/2020 Hilton ..... D12/88
- D927,359 S \* 8/2021 Manzoni ..... D12/92

\* cited by examiner

*Primary Examiner* — Melody N Brown

(74) *Attorney, Agent, or Firm* — Westman, Champlin &  
Koehler, P.A.; Z. Peter Sawicki; Amanda M. Prose

(57) **CLAIM**


The ornamental design for a vehicle, as shown and described.

**DESCRIPTION**

FIG. 1 is a rear and left side perspective view of a vehicle showing my new design;  
 FIG. 2 is a rear and right side perspective view thereof;  
 FIG. 3 is a front and left side perspective view thereof;  
 FIG. 4 is a front and right side perspective view thereof;  
 FIG. 5 is a left side view thereof;  
 FIG. 6 is a right side view thereof;  
 FIG. 7 is a front view thereof;  
 FIG. 8 is a top view thereof; and,  
 FIG. 9 is a rear view thereof.

The bottom of the vehicle is not visible during normal use.

**1 Claim, 5 Drawing Sheets**








FIG. 1




FIG. 2






FIG. 3




FIG. 4



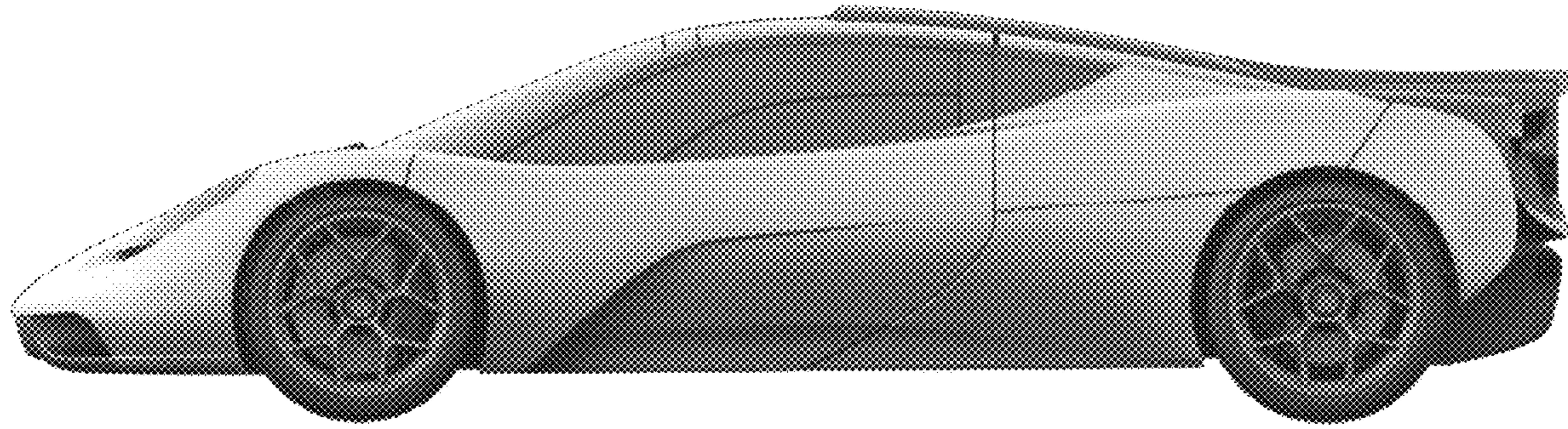


FIG. 5

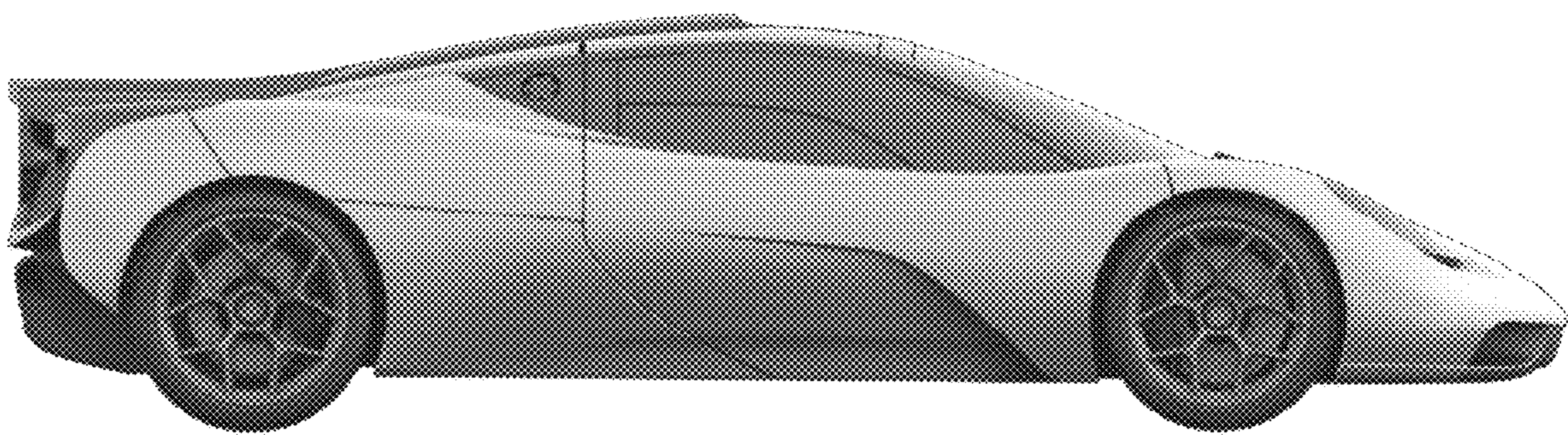


FIG. 6






FIG. 7

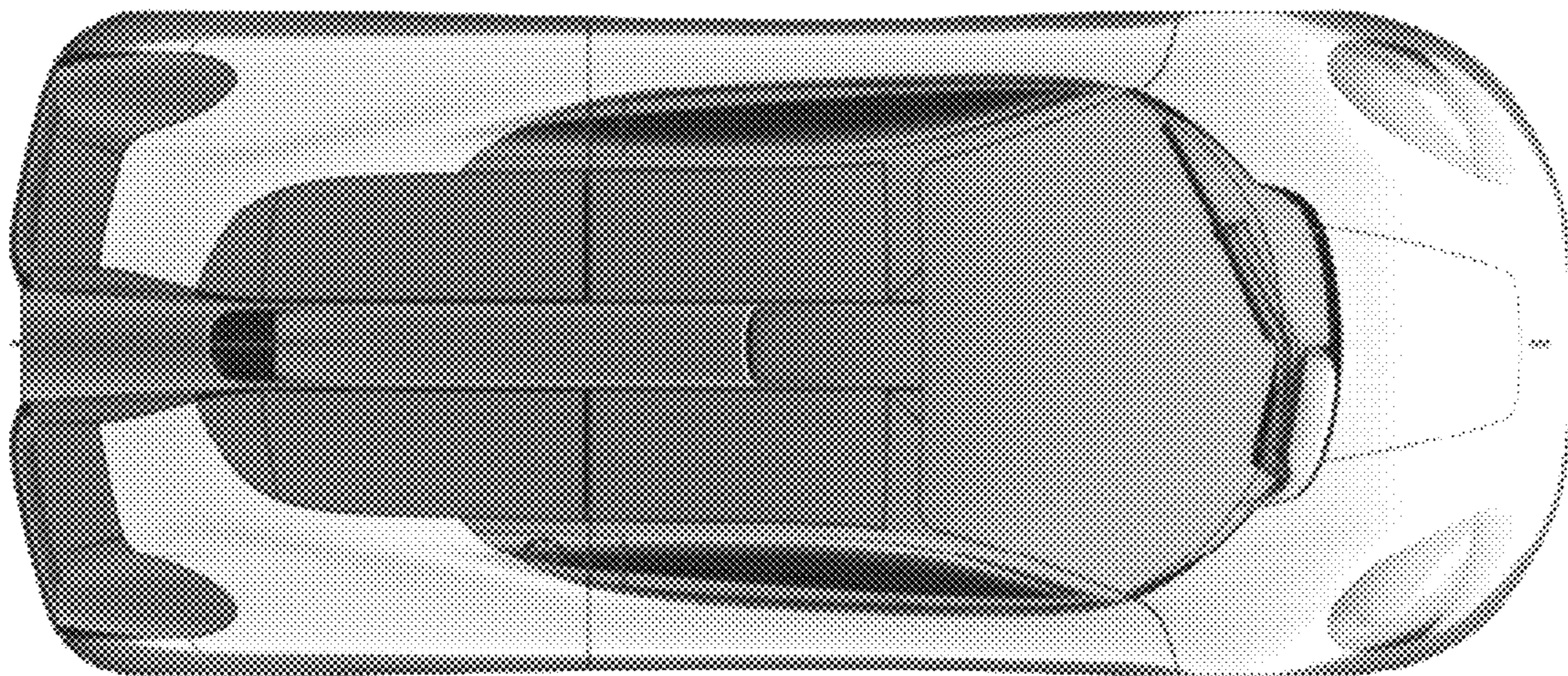


FIG. 8






FIG. 9