



US00D944669S

(12) **United States Design Patent**  
**Yang**

(10) **Patent No.:** **US D944,669 S**

(45) **Date of Patent:** **\*\* Mar. 1, 2022**

(54) **T-SHIRT RULER GUIDE**

D893,326 S 8/2020 Tang  
D899,951 S 10/2020 Zhao  
D899,952 S 10/2020 Zhao

(71) Applicant: **Xing Yang**, Shenzhen (CN)

\* cited by examiner

(72) Inventor: **Xing Yang**, Shenzhen (CN)

*Primary Examiner* — Antoine Duval Davis

(\*\*) Term: **15 Years**

(74) *Attorney, Agent, or Firm* — Runit Ranjit Kanakia

(21) Appl. No.: **29/777,219**

(22) Filed: **Apr. 5, 2021**

(57) **CLAIM**

(51) **LOC (13) Cl.** ..... **10-04**

The ornamental design for a T-shirt ruler guide, as shown and described.

(52) **U.S. Cl.**

USPC ..... **D10/71; D10/64**

(58) **Field of Classification Search**

USPC ..... D10/71, 74  
CPC ..... G01B 3/02; G01B 3/04; B43L 13/145  
See application file for complete search history.

**DESCRIPTION**

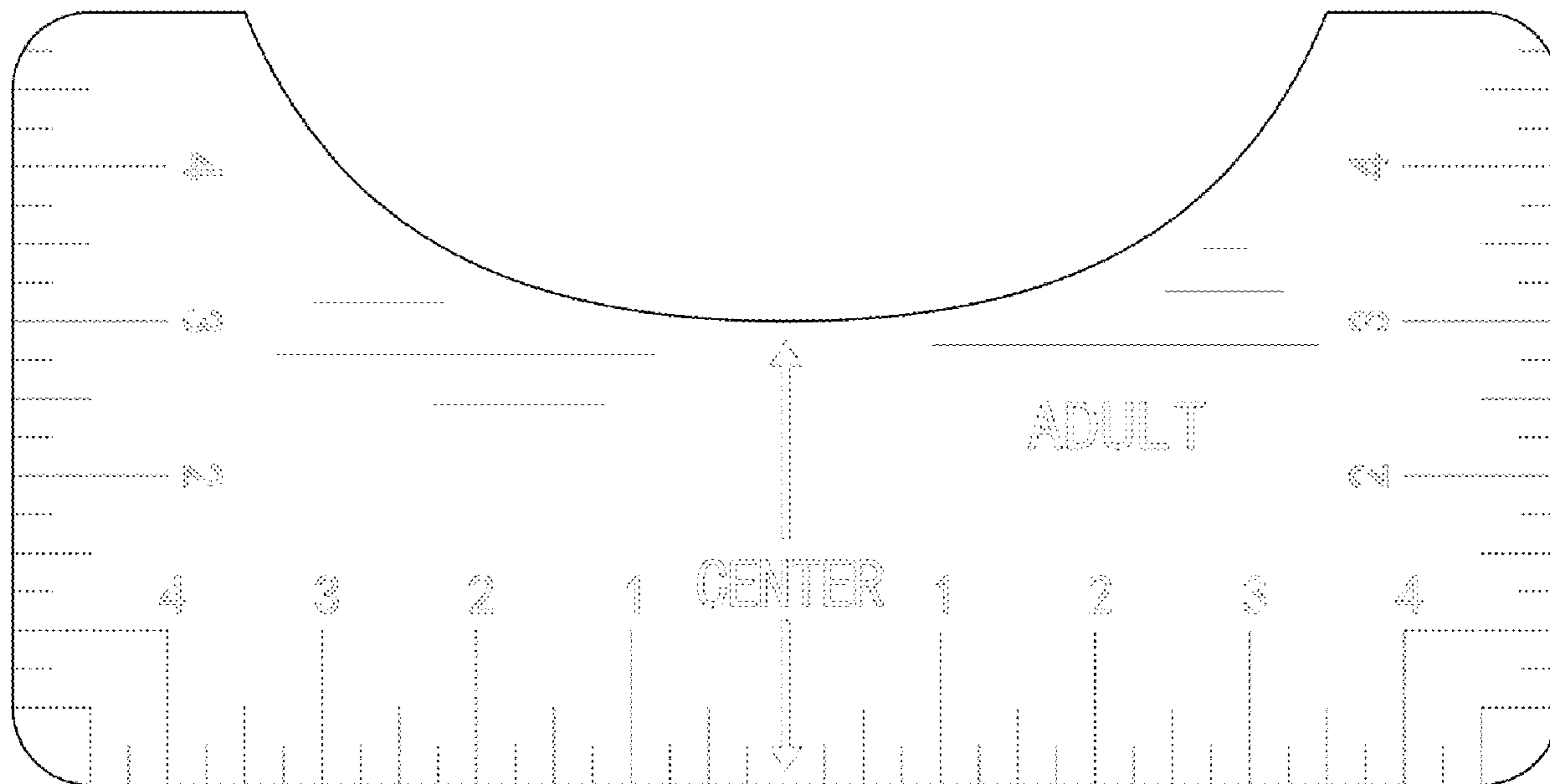
(56) **References Cited**

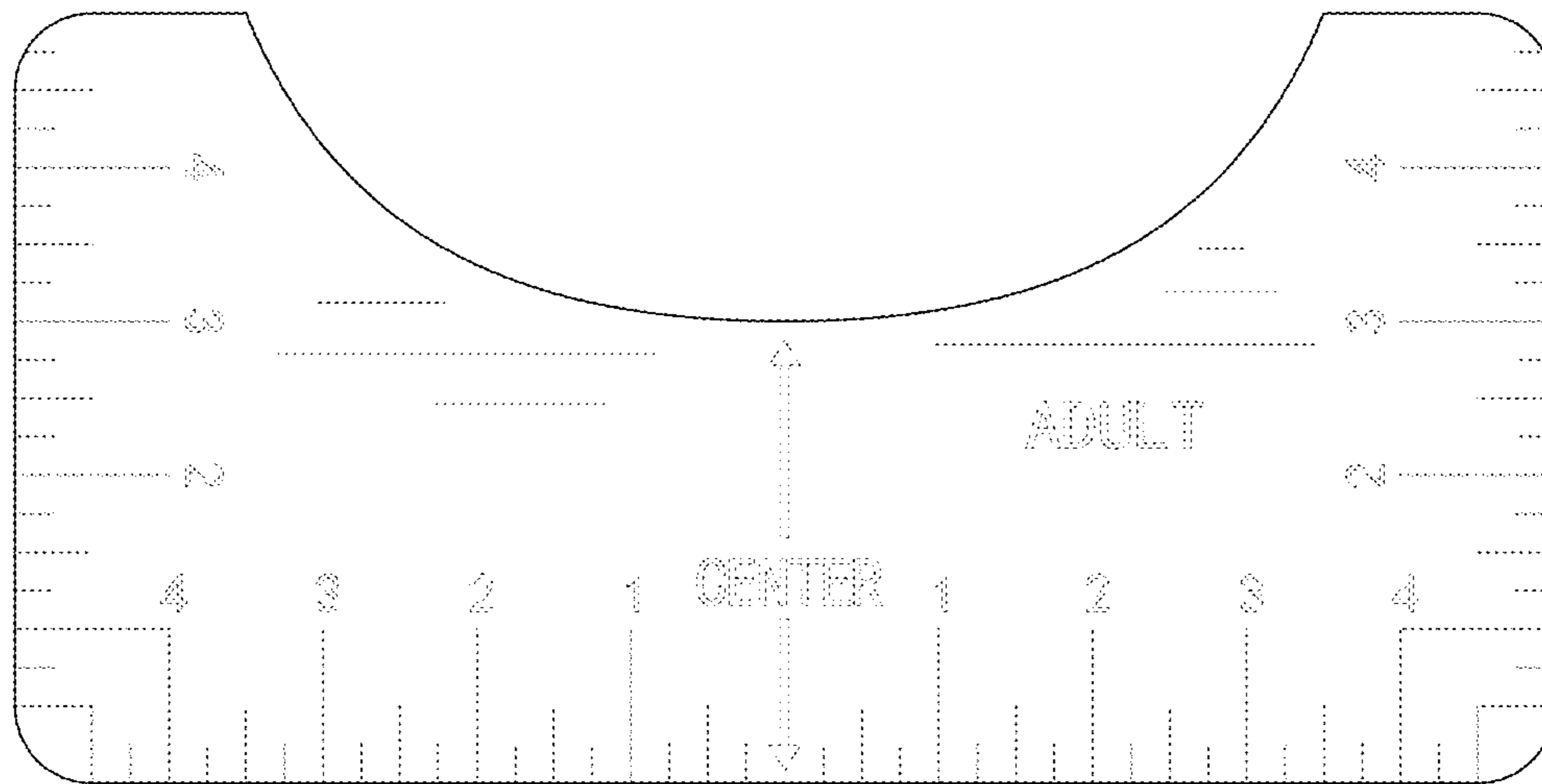
**U.S. PATENT DOCUMENTS**

D384,297 S *	9/1997	Paynes	.....	D10/64
D845,796 S	4/2019	Yamashita		
D847,673 S	5/2019	Pisapia		
D850,948 S	6/2019	Zhan		
D857,532 S	8/2019	Hirayama		
D867,180 S	11/2019	Hirayama		
D874,953 S	2/2020	Christopherson		
D891,950 S	8/2020	Christopherson		

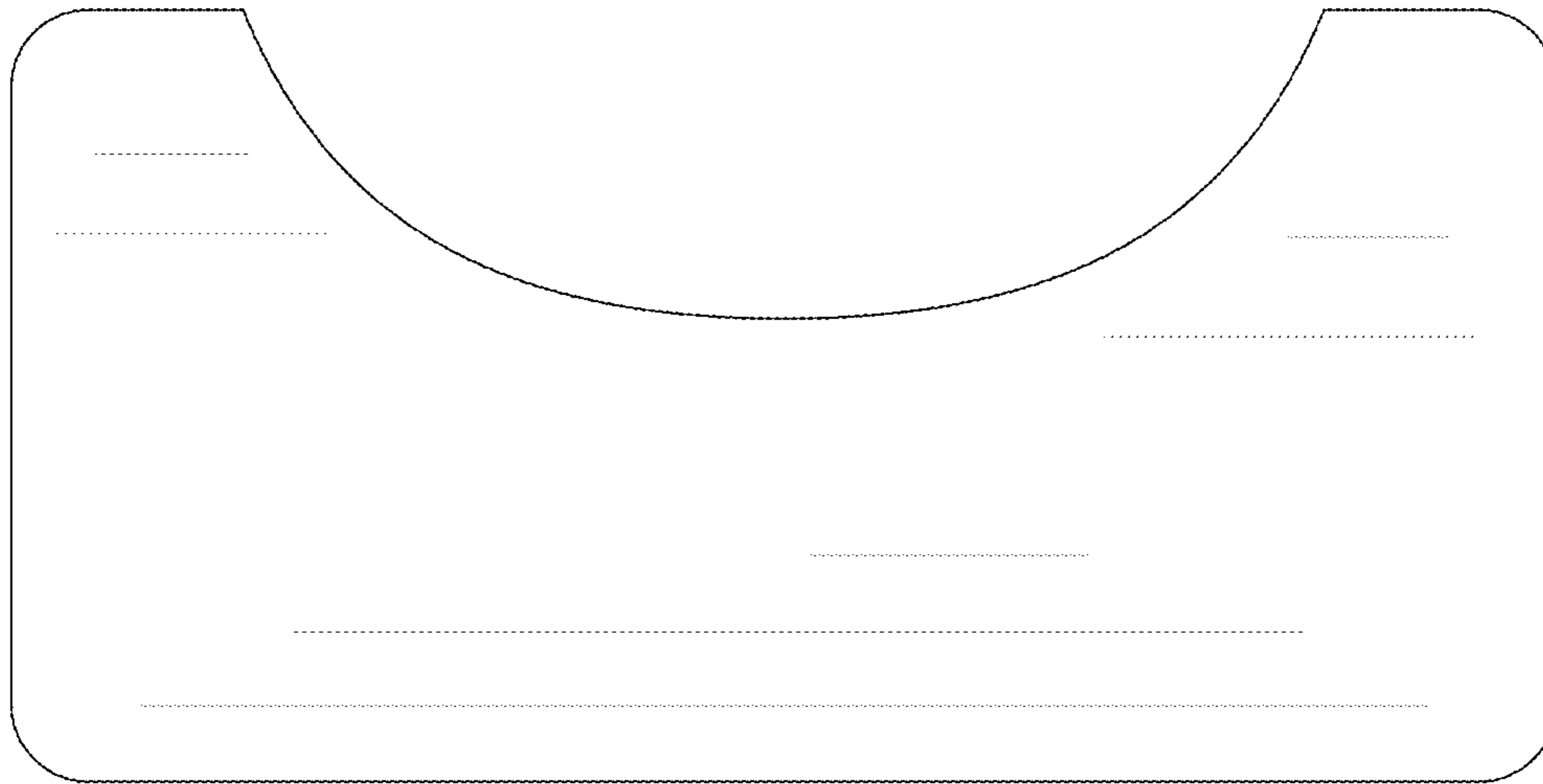
FIG. 1 is a front elevational view of a T-shirt ruler guide showing my new design;  
FIG. 2 is a rear elevational view thereof; and  
FIG. 3 is a left elevational view thereof;  
FIG. 4 is a right side view thereof;  
FIG. 5 is a top side view thereof;  
FIG. 6 is a bottom plan view thereof; and,  
FIG. 7 is a perspective view of a T-shirt ruler guide showing my new design.  
The broken lines in the figures are for the purposes of illustrating portions of the T-shirt ruler guide, which form no part of the claimed design.

**1 Claim, 7 Drawing Sheets**






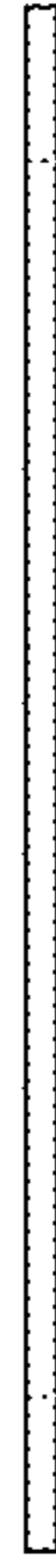
**FIG. 1**




***FIG. 2***



***FIG. 3***



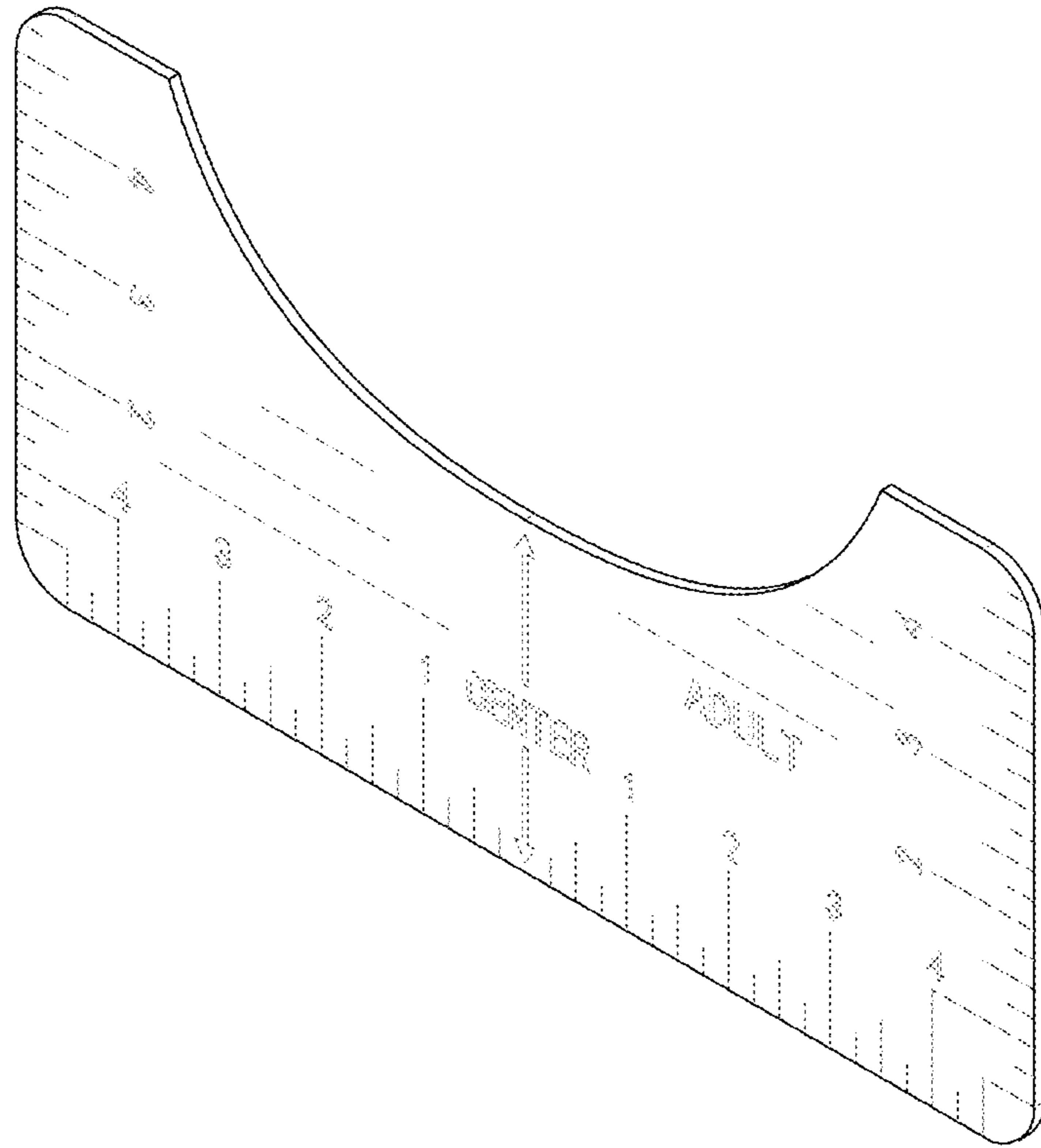
***FIG. 4***



***FIG. 5***



***FIG. 6***



**FIG. 7**