



US00D944666S

(12) **United States Design Patent**
Li

(10) **Patent No.:** **US D944,666 S**
(45) **Date of Patent:** **** Mar. 1, 2022**

(54) **CONTOUR GAUGE**

(71) Applicant: **Jun Li**, Suzhou (CN)

(72) Inventor: **Jun Li**, Suzhou (CN)

(**) Term: **15 Years**

(21) Appl. No.: **29/777,553**

(22) Filed: **Apr. 7, 2021**

(51) **LOC (13) Cl.** **10-04**

(52) **U.S. Cl.**
USPC **D10/65**

(58) **Field of Classification Search**
USPC D8/99, 100, 105; D10/65
CPC . G01B 5/20; G01B 5/207; B25H 7/04; B28D
1/22; B28D 1/223; B28D 1/225; B28D
1/228; E04F 21/0076; E04F 21/18; E04F
21/20; Y10S 33/20
See application file for complete search history.

(56) **References Cited**

U.S. PATENT DOCUMENTS

1,261,438	A *	4/1918	Reinhardt	G01B 5/20 33/561.1
2,949,674	A *	8/1960	Wexler	G01B 5/20 33/561.1
9,308,671	B2 *	4/2016	Baro Cabrero	B28D 1/225
9,404,726	B2 *	8/2016	Shu	G01B 5/207
9,808,962	B2 *	11/2017	Moog	B28D 1/225
10,525,612	B2 *	1/2020	Soler Balcells	B43L 7/027

D884,501	S *	5/2020	Lei	G01B 5/20 D10/65
D885,212	S	5/2020	Fu	
D902,753	S *	11/2020	Zhang	D10/65
D904,210	S *	12/2020	Chen	D10/65
D908,210	S *	1/2021	Saint	D24/113
D915,911	S *	4/2021	Fu	D10/65
D915,912	S *	4/2021	Fu	D10/65
D917,315	S *	4/2021	Shen	D10/65
D920,815	S *	6/2021	Wang	D10/65
2012/0266472	A1 *	10/2012	Liza	E04F 21/0076 33/527

* cited by examiner

Primary Examiner — Antoine Duval Davis

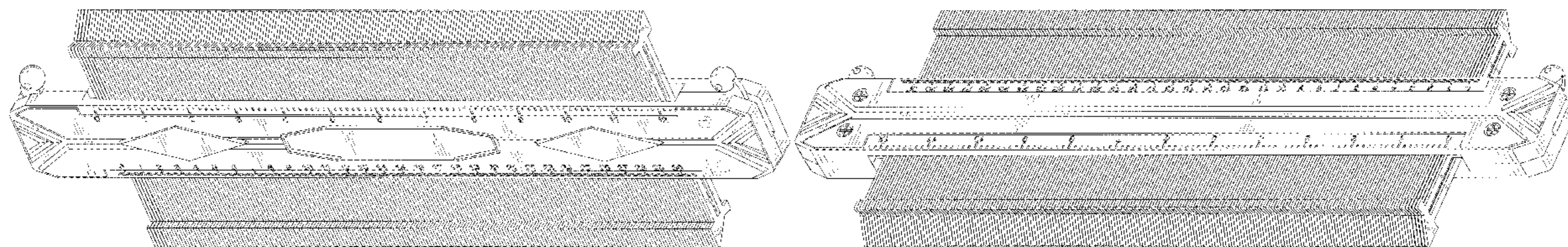
(57) **CLAIM**

The ornamental design for a contour gauge, as shown and described.

DESCRIPTION

FIG. 1 is a perspective view of a contour gauge showing my new design;
FIG. 2 is another perspective view thereof;
FIG. 3 is a front elevational view thereof;
FIG. 4 is a rear elevational view thereof;
FIG. 5 is a left side elevational view thereof;
FIG. 6 is a right side elevational view thereof;
FIG. 7 is a top plan view thereof; and,
FIG. 8 is a bottom plan view thereof.
The broken lines in the drawings depict portions of the contour gauge that form no part of the claimed design.

1 Claim, 8 Drawing Sheets



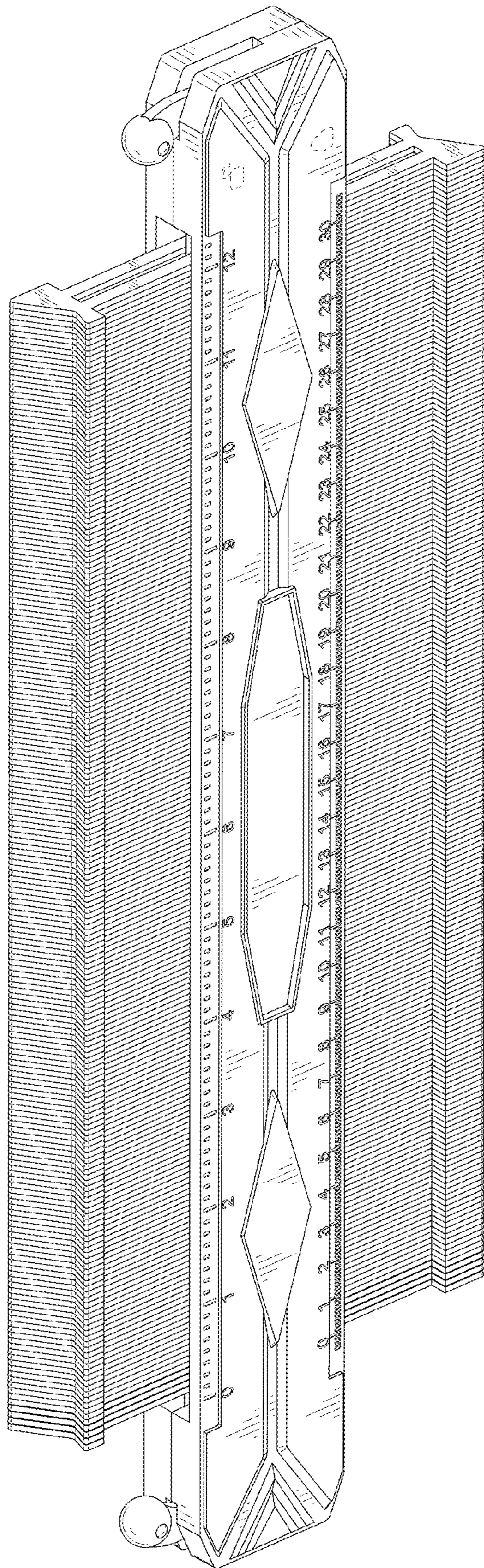


FIG. 1

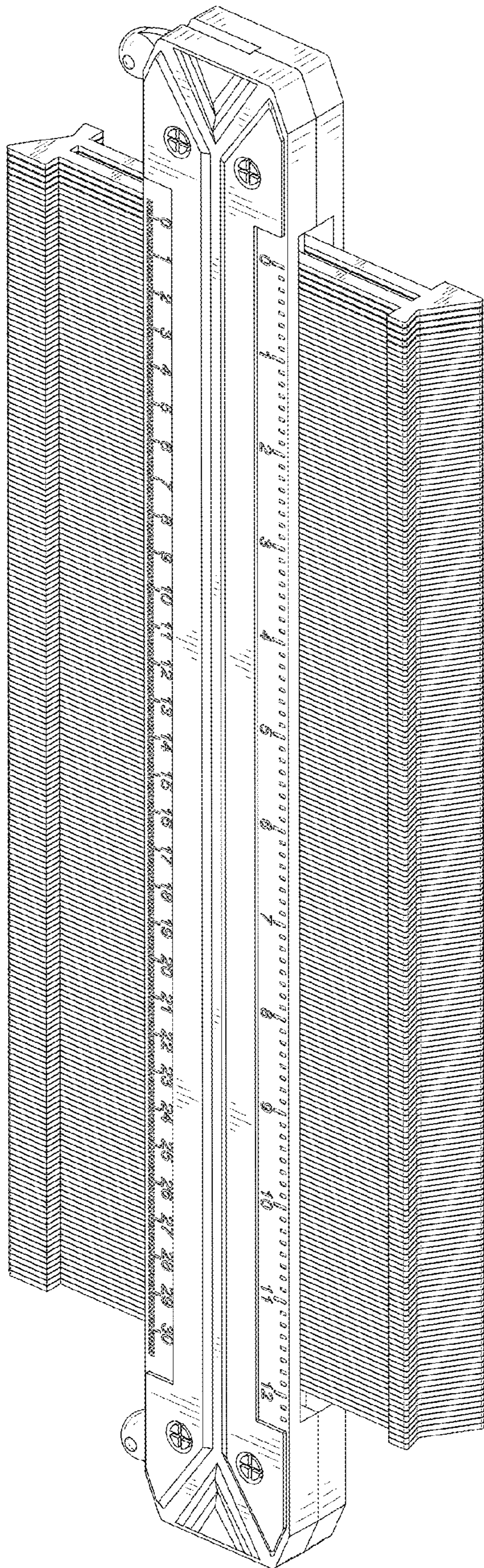


FIG. 2

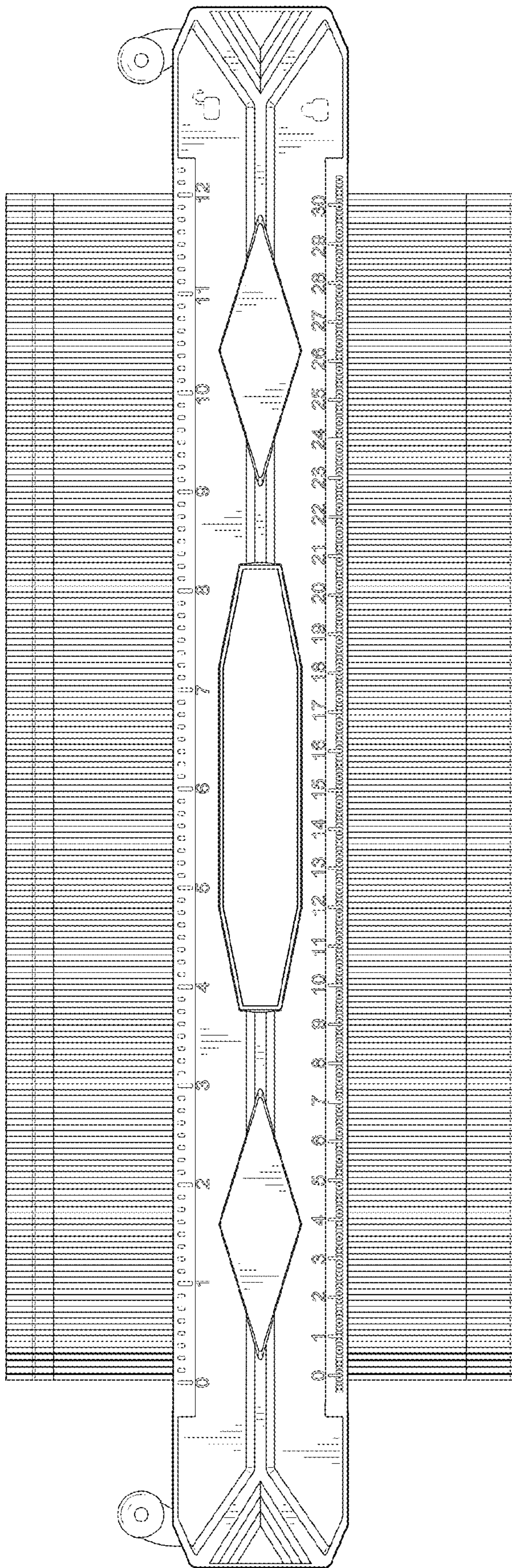


FIG. 3




FIG. 4

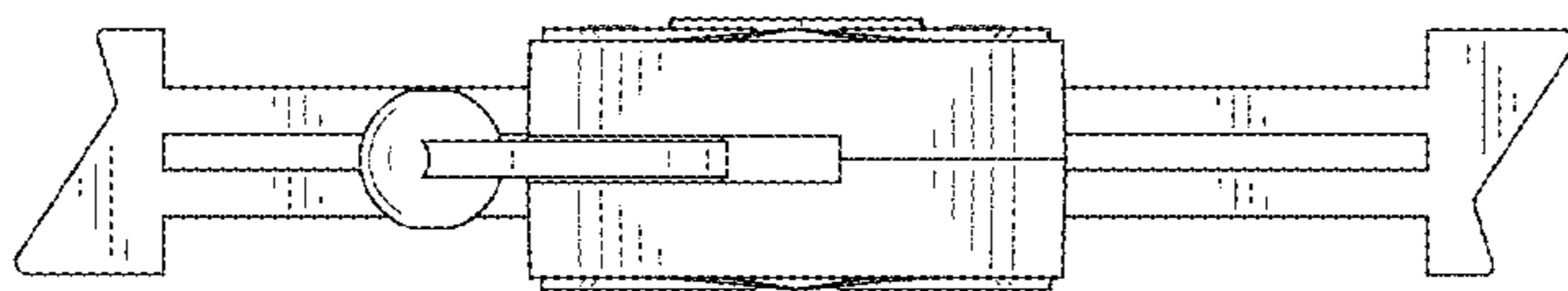


FIG. 5

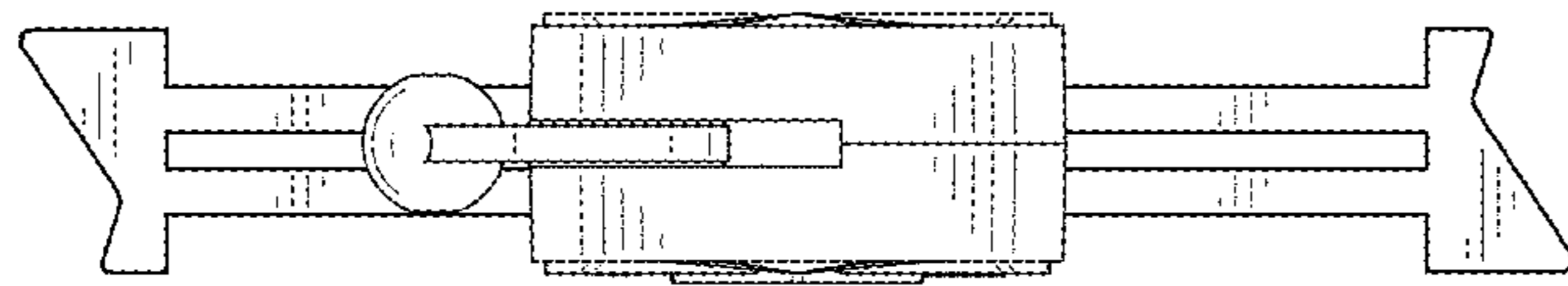


FIG. 6




FIG. 7




FIG. 8