

US00D944663S

(12) **United States Design Patent**
Yang

(10) **Patent No.:** **US D944,663 S**

(45) **Date of Patent:** **** Mar. 1, 2022**

(54) **INFRARED THERMOMETER**

(56) **References Cited**

(71) Applicant: **Shenzhen Youngme Information Communication System Co., Ltd.**,
Shenzhen (CN)

U.S. PATENT DOCUMENTS

D330,169 S * 10/1992 Yajima D10/57
D723,951 S * 3/2015 Gross D10/57
D723,952 S * 3/2015 Gross D10/57
D738,757 S * 9/2015 Gross D10/57

(72) Inventor: **Shengzhou Yang**, Shenzhen (CN)

* cited by examiner

(73) Assignee: **SHENZHEN YOUNGME INFORMATION COMMUNICATION SYSTEM CO., LTD.**, Shenzhen (CN)

Primary Examiner — Antoine Duval Davis

(74) *Attorney, Agent, or Firm* — Andrew C. Cheng

(**) Term: **15 Years**

(57) **CLAIM**

I claim the ornamental design for an infrared thermometer, as shown and described.

(21) Appl. No.: **29/732,140**

DESCRIPTION

(22) Filed: **Apr. 22, 2020**

(51) **LOC (13) Cl.** **10-04**

(52) **U.S. Cl.**
USPC **D10/57**

(58) **Field of Classification Search**
USPC D10/57

CPC G01K 1/02; G01K 1/022; G01K 1/024;
G01K 1/08; G01K 1/083; G01K 1/086;
G01K 3/00-3/14; G01K 2003/145; G01K
13/002; G01K 13/004; G01K 2219/00;
G01K 5/04-5/225; G01K 5/22; G01K
221/00; G01J 5/04; G01J 5/041; G01J
5/042; G01J 5/043; G01J 5/044; G01J
5/045; G01J 5/046; G01J 5/047; G01J
5/048; G01J 5/049; G01J 5/0265

See application file for complete search history.

FIG. 1 is a perspective view of an infrared thermometer according to an embodiment.

FIG. 2 is a front view of the infrared thermometer of FIG. 1.

FIG. 3 is a rear view of the infrared thermometer of FIG. 1.

FIG. 4 is a left side view of the infrared thermometer of FIG. 1.

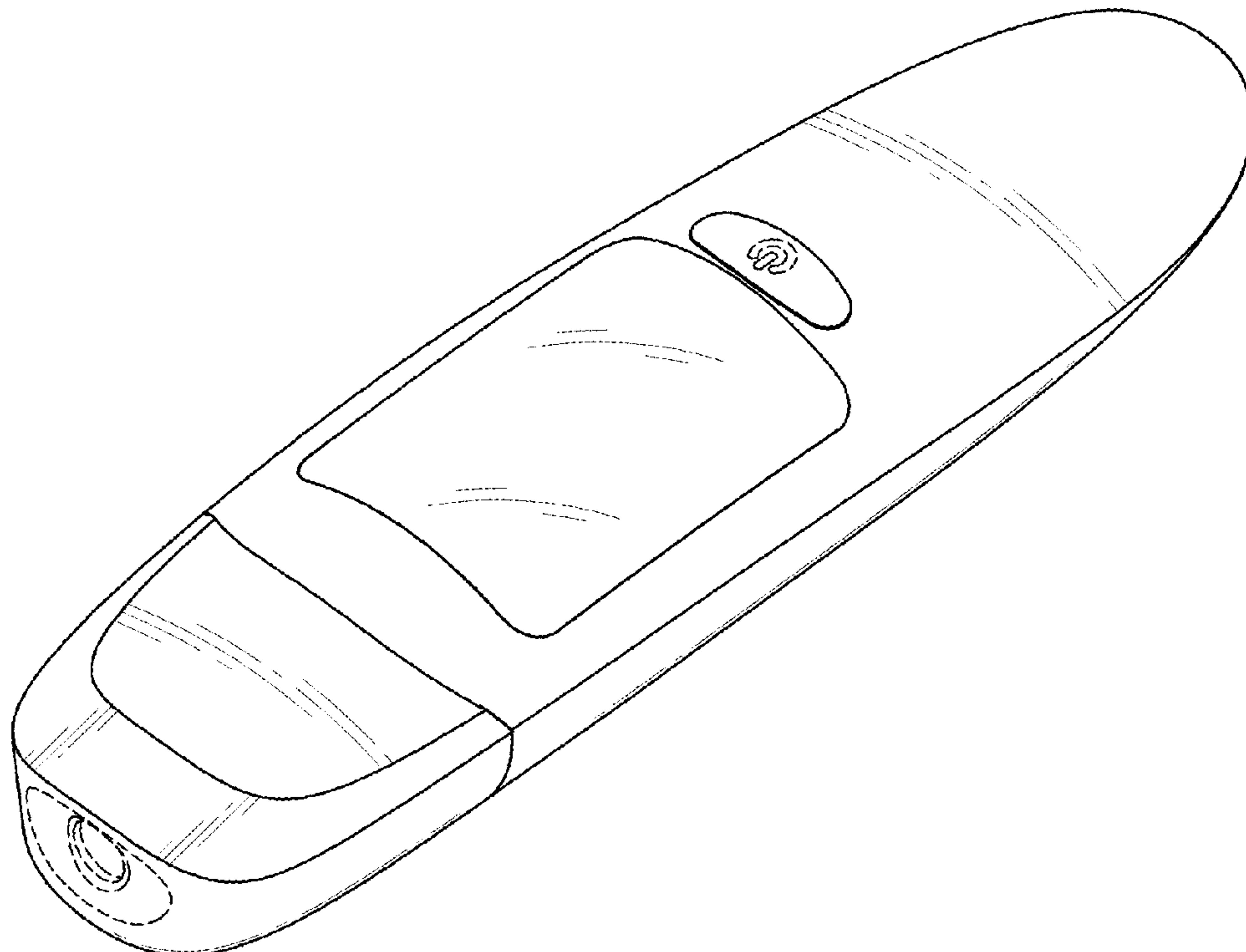
FIG. 5 is a right side view of the infrared thermometer of FIG. 1.

FIG. 6 is a top view of the infrared thermometer of FIG. 1; and,

FIG. 7 is a bottom view of the infrared thermometer of FIG. 1.

The broken line showing of the environment is for illustrative purposes only and forms no part of the claimed design.

1 Claim, 7 Drawing Sheets



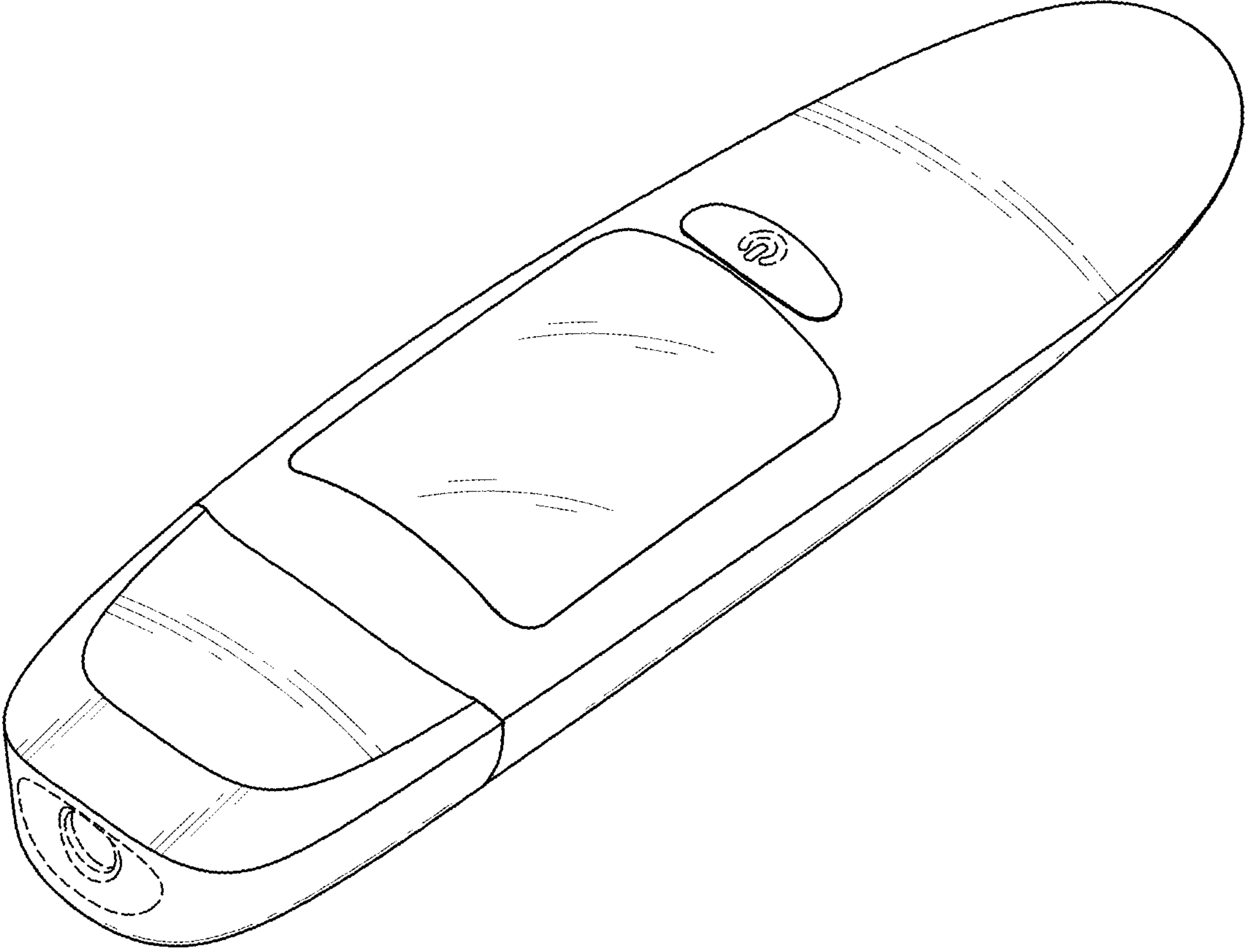


FIG. 1




FIG. 2

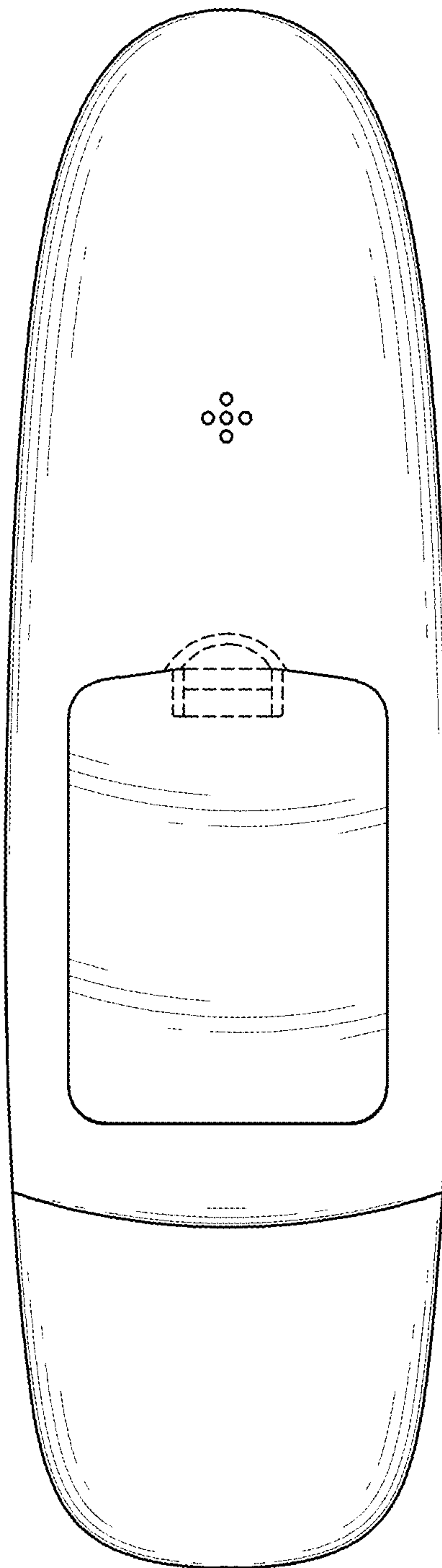


FIG. 3

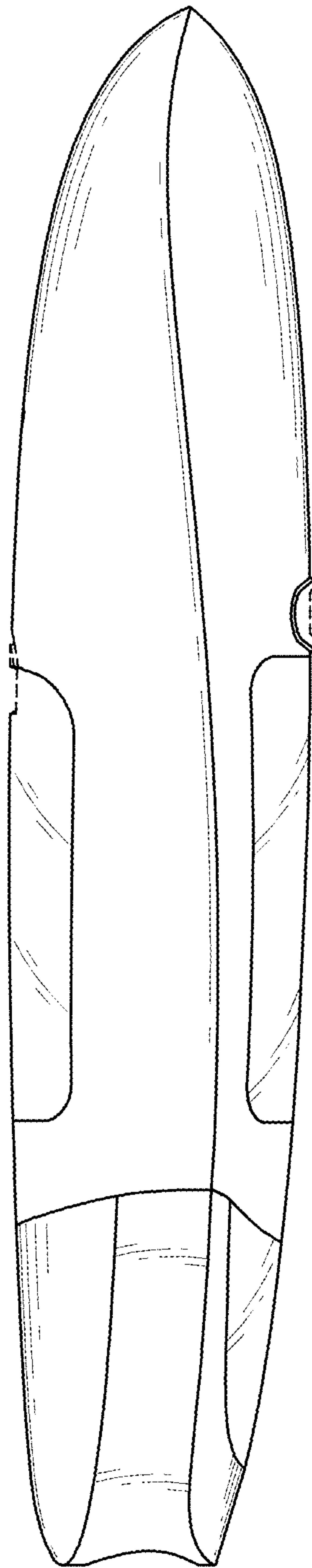


FIG. 4

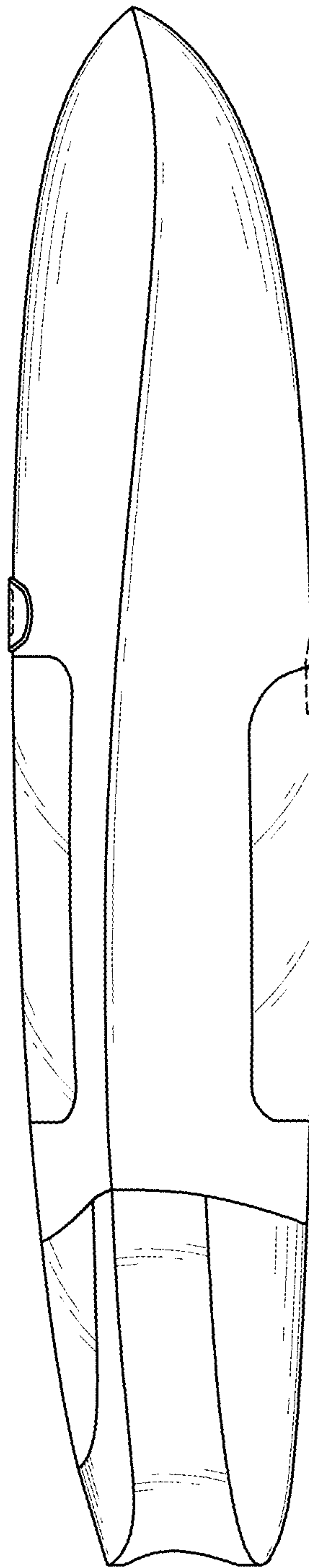


FIG. 5

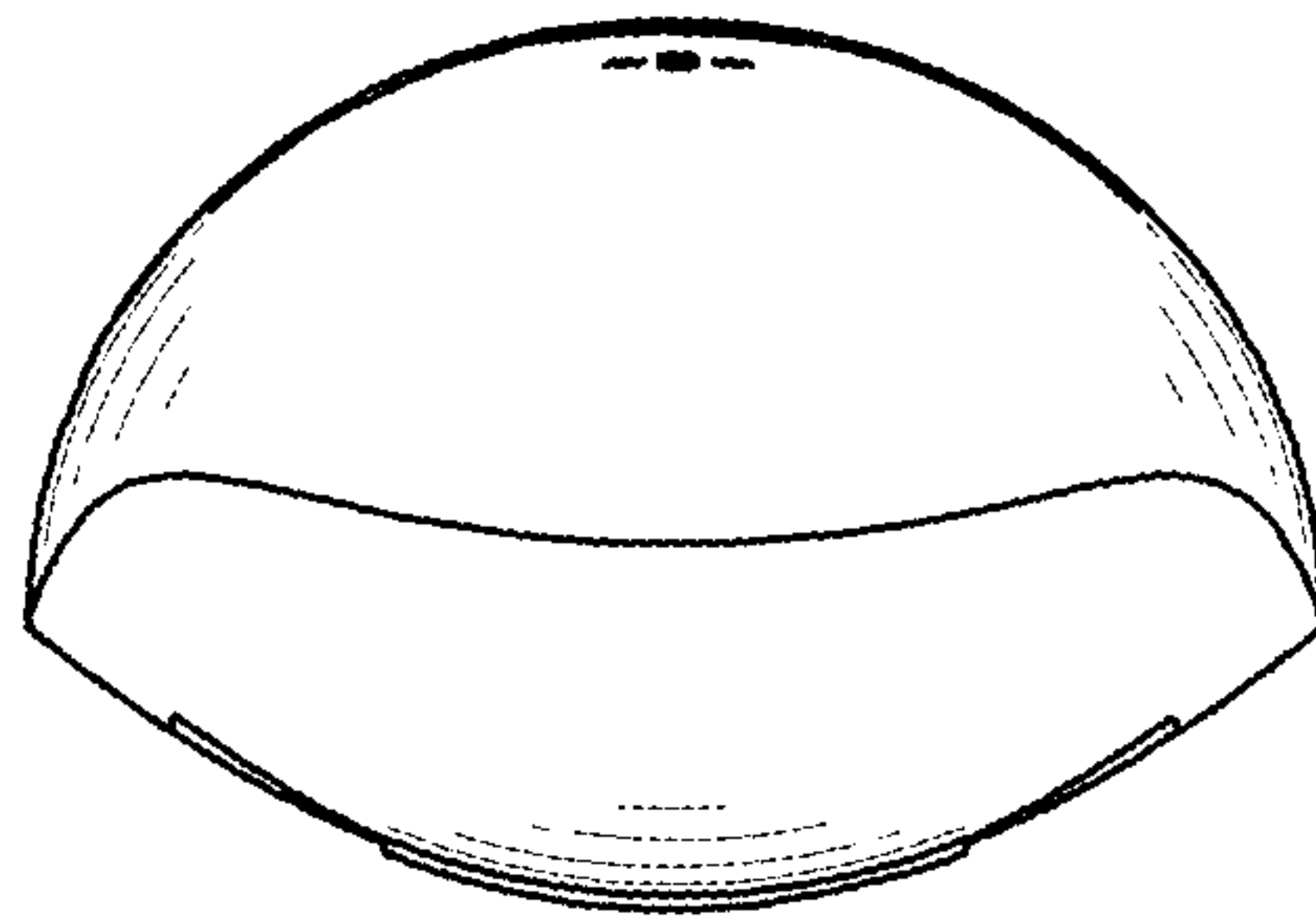


FIG. 6

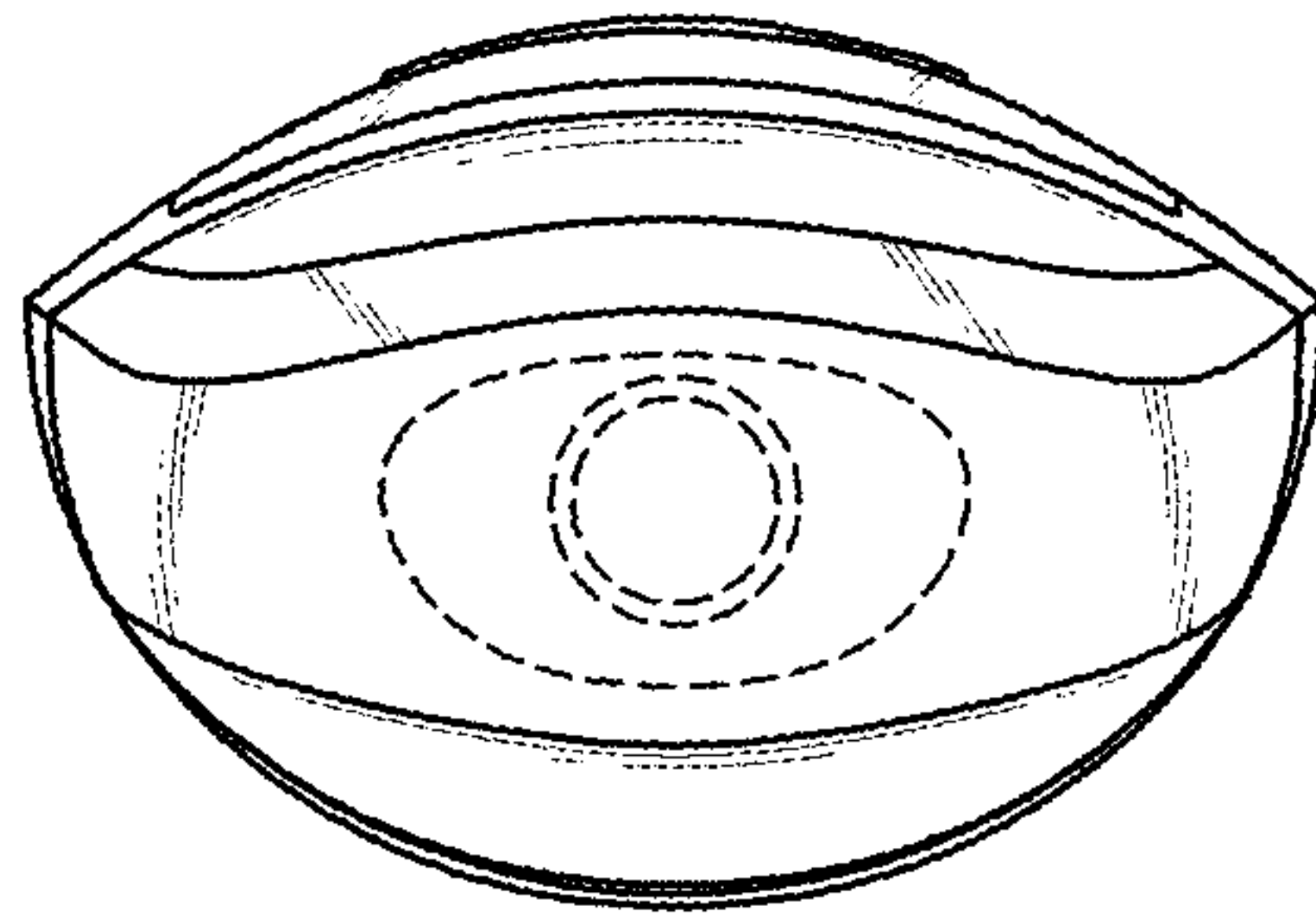


FIG. 7