



US00D944638S

(12) **United States Design Patent** (10) **Patent No.:** **US D944,638 S**  
**Lin** (45) **Date of Patent:** **\*\* Mar. 1, 2022**

(54) **EYELASH CASE PACKAGE**  
(71) Applicant: **LIBO COSMETICS CO., LTD.**,  
Changhua County (TW)  
(72) Inventor: **Hsiao-Yun Lin**, Changhua County  
(TW)  
(73) Assignee: **LIBO COSMETICS CO., LTD.**,  
Lukang Township, Changhua County  
(TW)  
(\*\*) Term: **15 Years**  
(21) Appl. No.: **29/746,539**  
(22) Filed: **Aug. 14, 2020**  
(51) **LOC (13) Cl.** ..... **09-03**  
(52) **U.S. Cl.**  
USPC ..... **D9/414; D9/420**  
(58) **Field of Classification Search**  
USPC ..... D9/420, 414-416, 432, 423, 418, 737,  
D9/756, 425, 428; D3/295; D28/83, 78;  
D6/628  
CPC ..... A45D 44/00; A45D 40/18; A45C 11/00;  
A41G 5/02; B65D 43/22; B65D 73/00  
See application file for complete search history.

(56) **References Cited**  
U.S. PATENT DOCUMENTS  
3,333,593 A \* 8/1967 McGivern ..... A45C 11/00  
132/217  
D210,273 S \* 2/1968 Rhee ..... D9/425  
D232,159 S \* 7/1974 Benjamin ..... D9/428  
D314,448 S \* 2/1991 Bakic ..... D28/78  
5,163,457 A \* 11/1992 Lombardi, Jr. .... A45D 40/18  
132/294  
D609,043 S \* 2/2010 Wong ..... D6/628  
8,424,542 B1 \* 4/2013 Han ..... A45D 44/00  
132/216  
D779,736 S \* 2/2017 Hansen ..... D28/83

D823,544 S \* 7/2018 Nguyen ..... D28/83  
D839,089 S \* 1/2019 Burrell ..... D9/414  
D839,595 S \* 2/2019 Asher ..... D3/295  
D855,452 S \* 8/2019 Palacios ..... D9/418  
D907,296 S \* 1/2021 Nguyen ..... D28/83  
D915,677 S \* 4/2021 Pan ..... D28/83  
D918,030 S \* 5/2021 Wan ..... D9/420

(Continued)

*Primary Examiner* — Rhea Shields  
(74) *Attorney, Agent, or Firm* — Muncy, Geissler, Olds &  
Lowe, P.C.

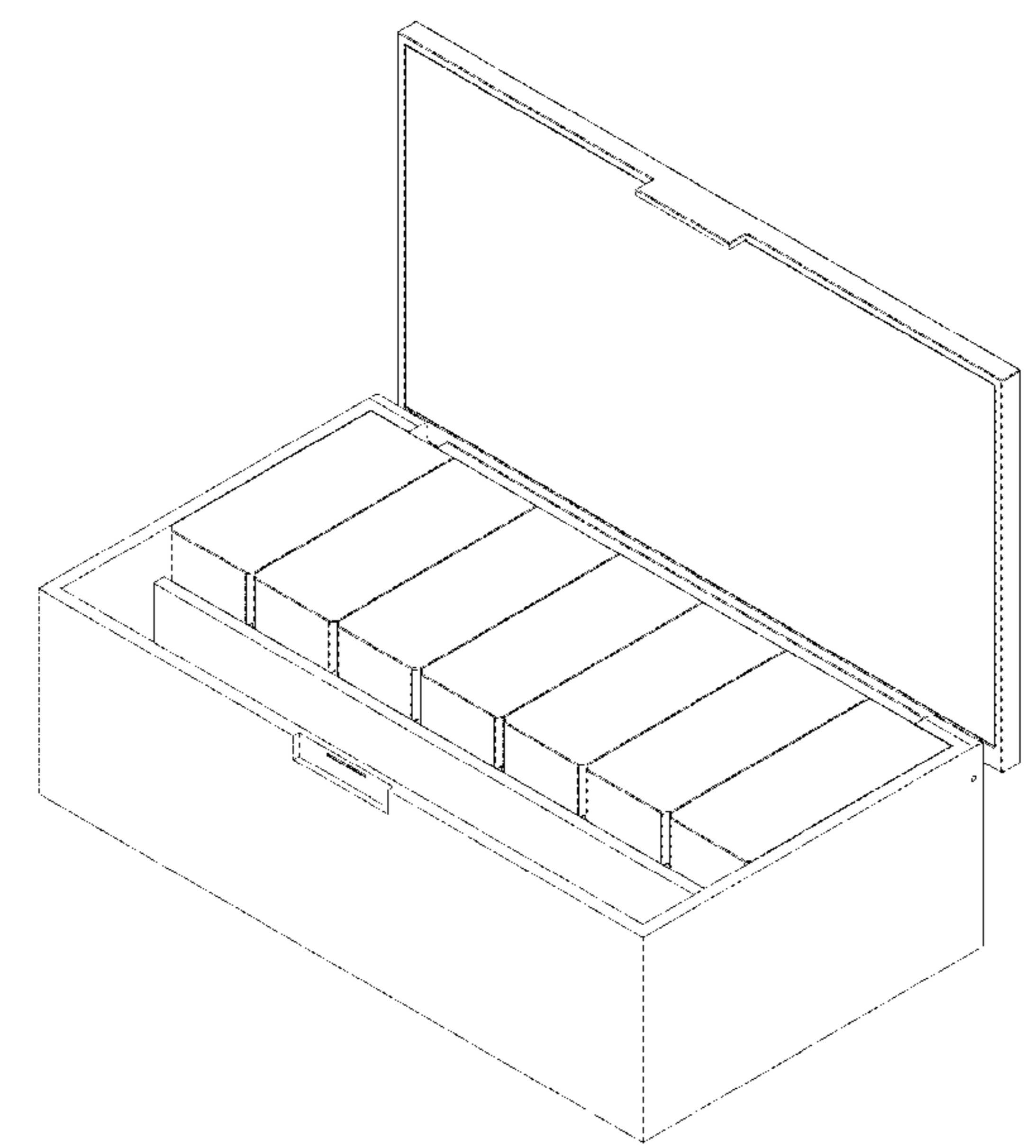
(57) **CLAIM**

The ornamental design for an eyelash case package, as shown and described.

**DESCRIPTION**

FIG. 1 is a perspective view of an eyelash case package showing my new design;  
FIG. 2 is a top plan view of the eyelash case package in FIG. 1;  
FIG. 3 is a bottom plan view of the eyelash case package in FIG. 1;  
FIG. 4 is a right side view of the eyelash case package in FIG. 1;  
FIG. 5 is a left side view of the eyelash case package in FIG. 1;  
FIG. 6 is a front view of the eyelash case package in FIG. 1;  
FIG. 7 is a rear view of the eyelash case package in FIG. 1;  
FIG. 8 is a perspective view of the eyelash case package in a partially-open orientation;  
FIG. 9 is a perspective view of the eyelash case package in a partially-open orientation with an eyelash case shown;  
FIG. 10 is a perspective view of the eyelash case in an open orientation with eyelash carriers shown assembled; and,  
FIG. 11 is a perspective view of the eyelash case in an open orientation with eyelash carriers shown exploded.

**1 Claim, 11 Drawing Sheets**



(56)

**References Cited**

U.S. PATENT DOCUMENTS

D925,349 S \* 7/2021 Mousselli ..... D9/416  
2015/0351476 A1\* 12/2015 Lin ..... B65D 73/00  
206/490  
2016/0219959 A1\* 8/2016 Chipman ..... A41G 5/02  
2018/0065779 A1\* 3/2018 Chiba ..... B65D 43/22  
2021/0000241 A1\* 1/2021 Shpur ..... A41G 5/02

\* cited by examiner

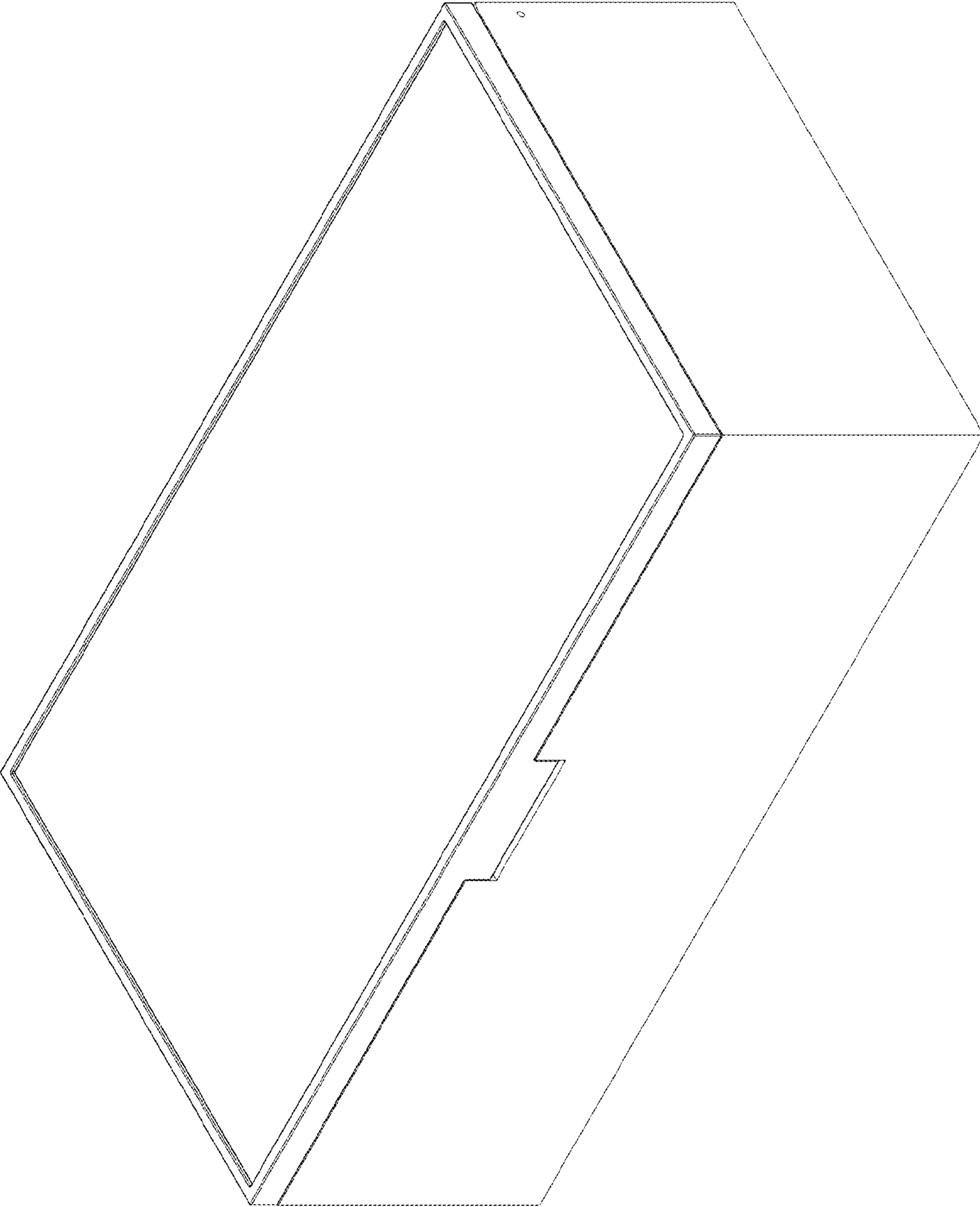


FIG. 1




FIG. 2




FIG. 3




FIG. 4




FIG. 5

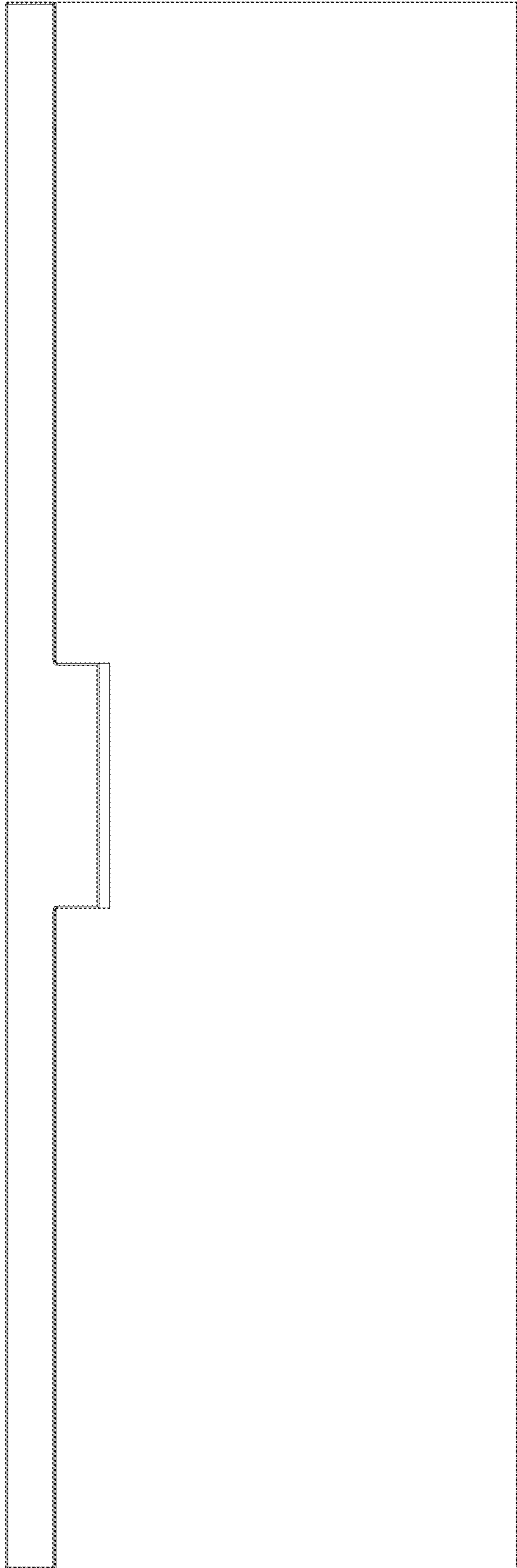


FIG. 6






FIG. 7

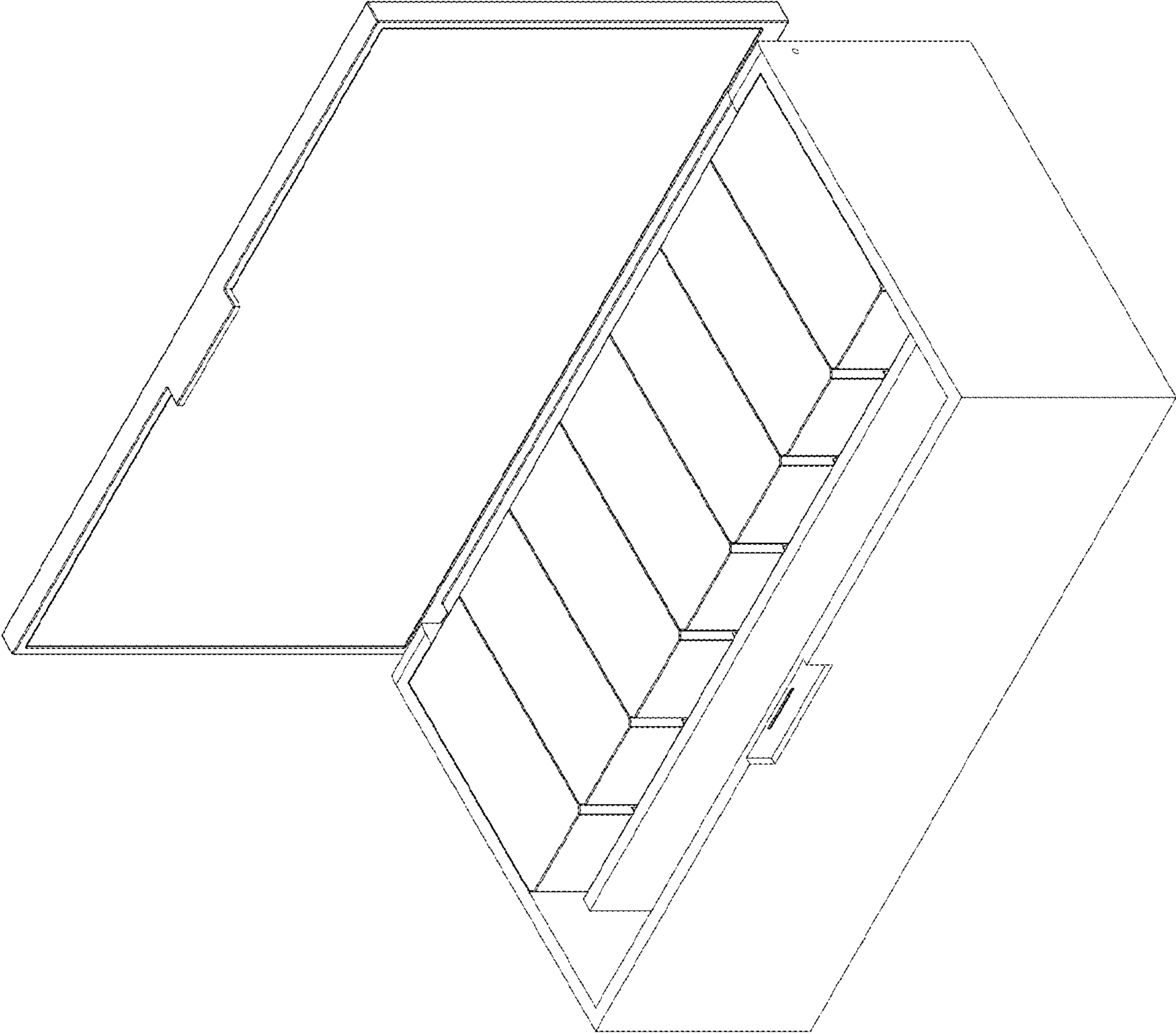


FIG. 8

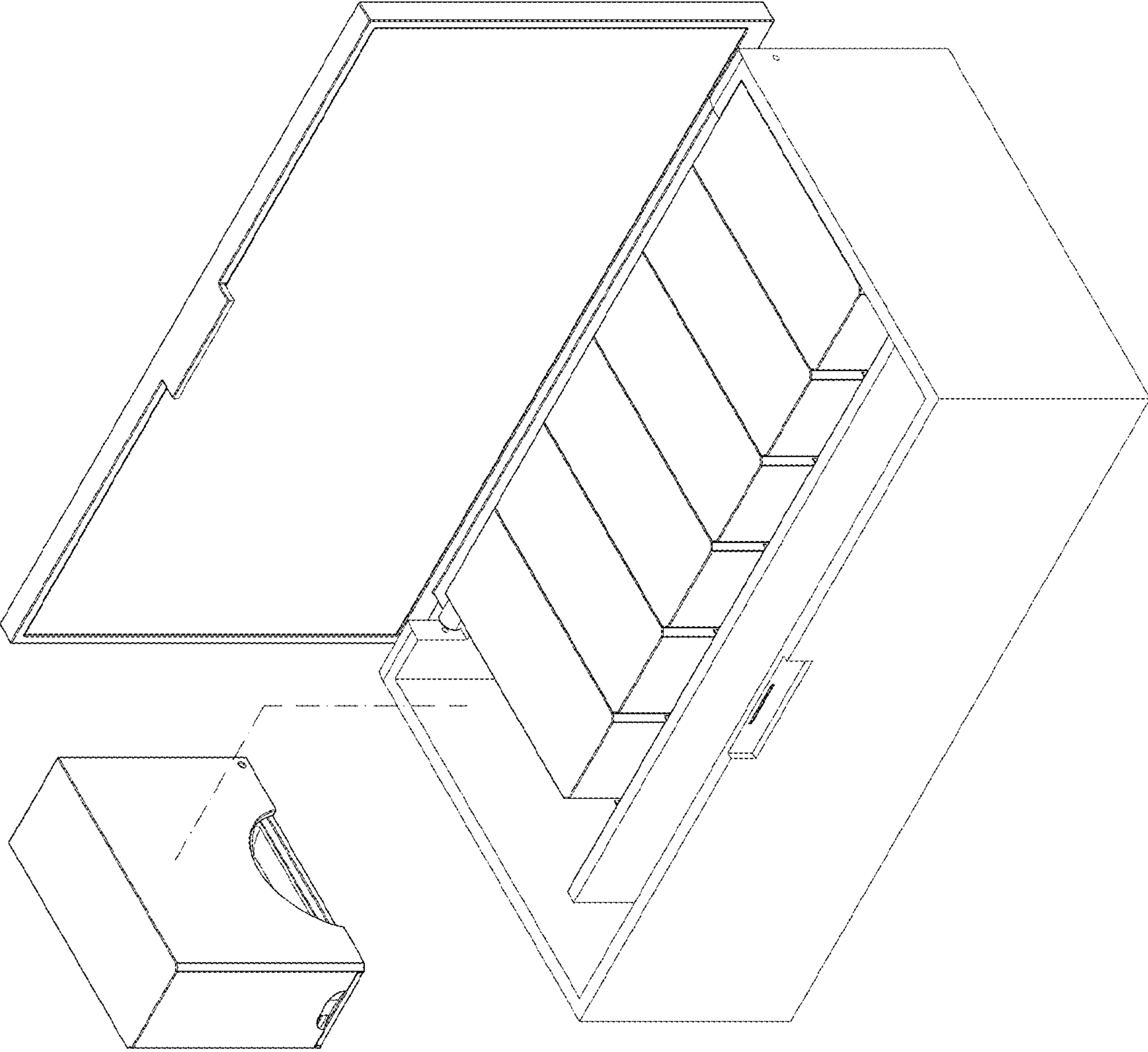


FIG. 9

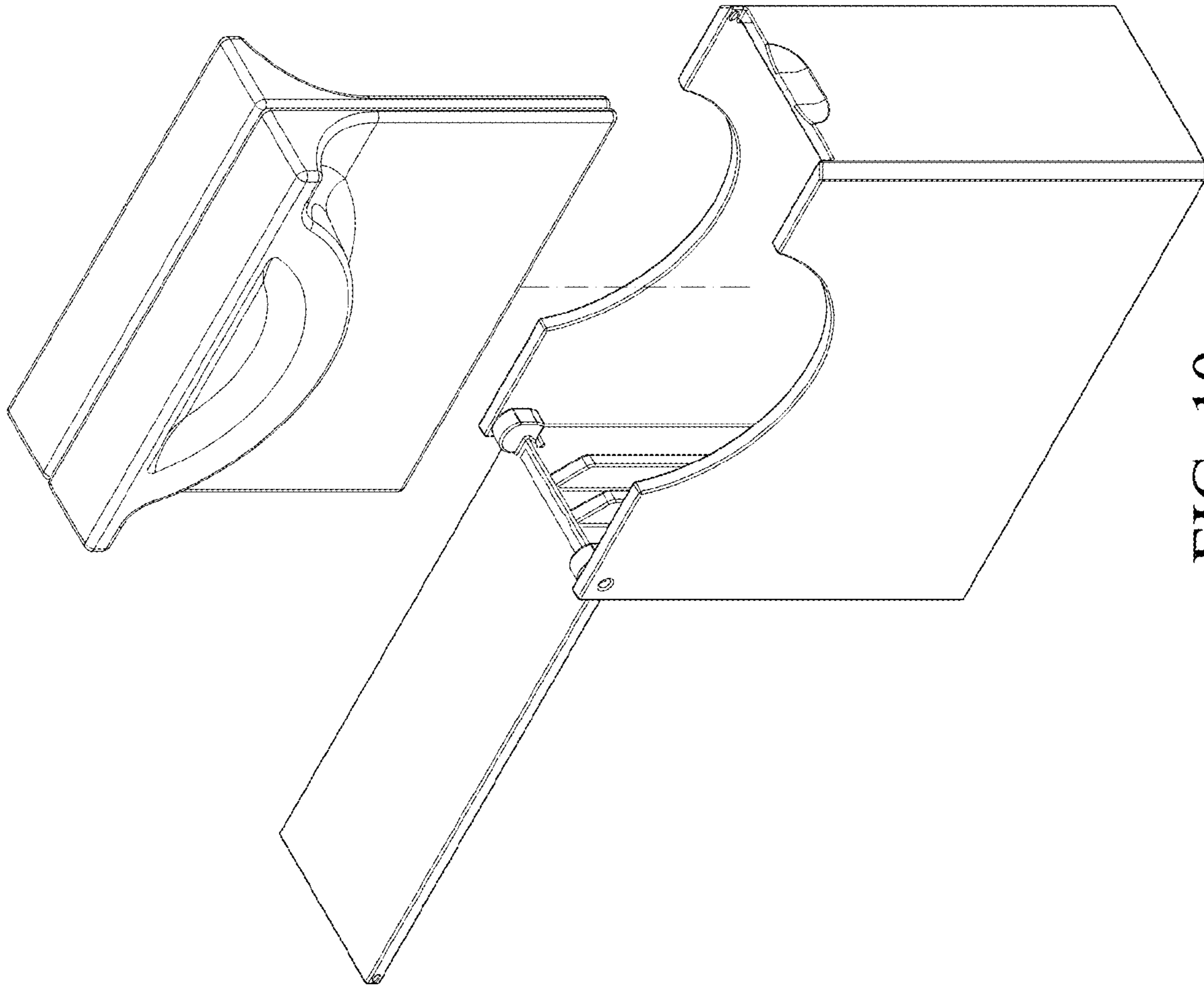


FIG. 10

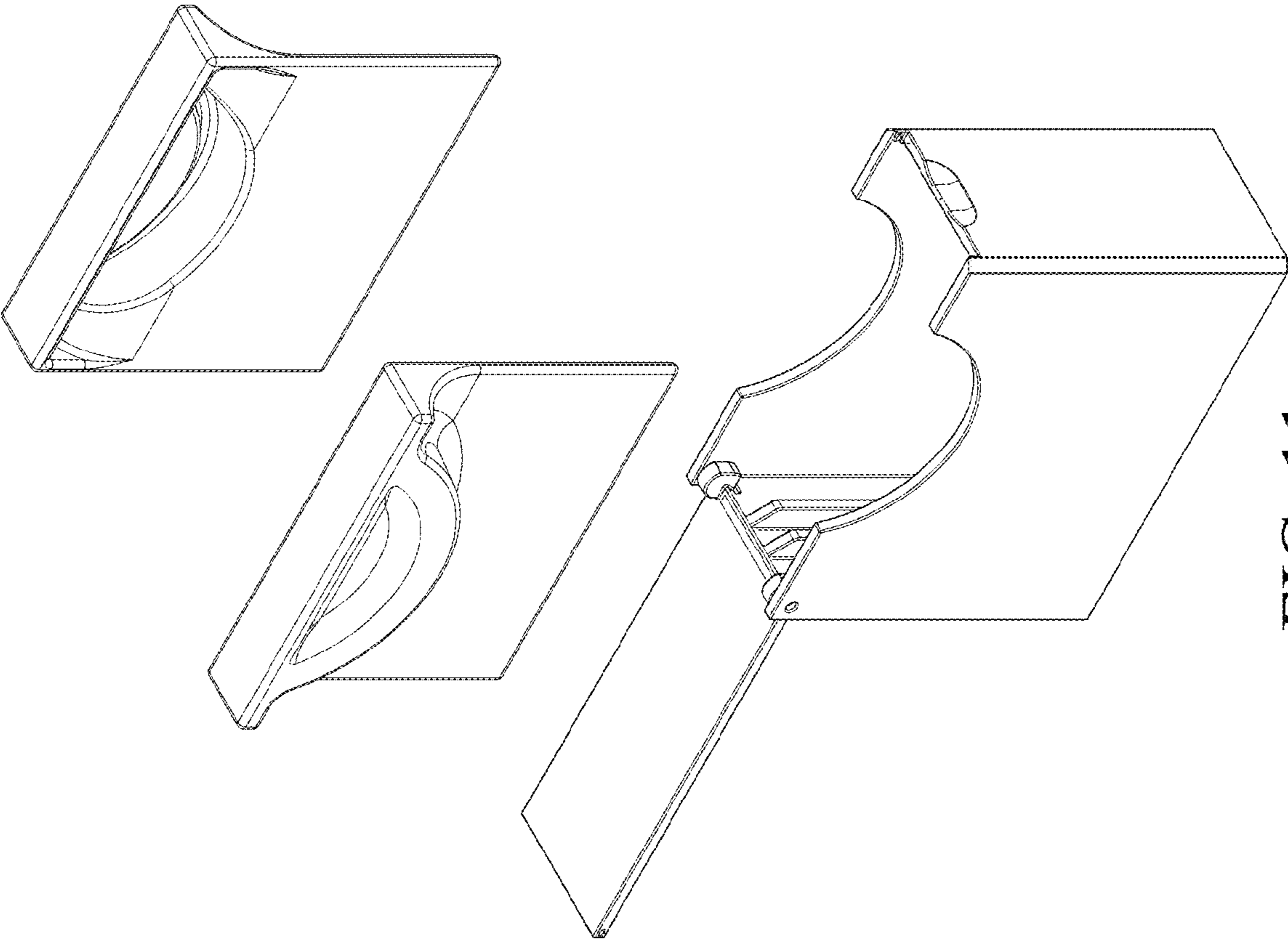


FIG. 11