



US00D944609S

(12) **United States Design Patent**
Jackson et al.

(10) **Patent No.:** **US D944,609 S**
(45) **Date of Patent:** **** Mar. 1, 2022**

- (54) **WEED PULLER**
- (71) Applicants: **Clay Martin Jackson**, Peralta, NM (US); **Thuy Thi Hong Nguyen**, Peralta, NM (US)
- (72) Inventors: **Clay Martin Jackson**, Peralta, NM (US); **Thuy Thi Hong Nguyen**, Peralta, NM (US)
- (**) Term: **15 Years**
- (21) Appl. No.: **29/724,746**
- (22) Filed: **Feb. 19, 2020**
- (51) **LOC (13) Cl.** **08-03**
- (52) **U.S. Cl.**
USPC **D8/9**
- (58) **Field of Classification Search**
USPC D8/1, 7, 9, 11, 12
CPC A01B 1/06; A01B 1/08; A01B 1/10; A01B 1/12; A01B 1/14; A01B 1/16; A01B 1/165; A01B 1/18
See application file for complete search history.

(56) **References Cited**

U.S. PATENT DOCUMENTS

146,825 A *	1/1874	Heacock	A01B 1/16 254/132
1,742,026 A	8/1929	Joseph	
1,857,500 A *	5/1932	Davison	A01B 1/16 254/132
1,908,322 A	5/1933	Cook	
2,000,219 A *	5/1935	Casey	A01B 1/18 294/50.9
2,029,155 A *	1/1936	Cervenka	A01B 1/18 294/50.9
2,087,128 A *	7/1937	Stalker	A01B 1/18 294/50.9
2,273,812 A *	2/1942	Banta	A01B 1/18 294/50.9

2,663,543 A	12/1953	Moseley	
2,716,538 A *	8/1955	Arrowood	A01B 1/16 254/131.5
2,749,088 A	6/1956	Jennens	
3,246,877 A *	4/1966	Lino	A01B 1/18 254/132
3,288,437 A	11/1966	Pederson	
D215,806 S	11/1969	Clark	
3,865,348 A *	2/1975	Close	A01B 1/16 254/132
3,957,299 A	5/1976	Johnson et al.	
4,281,866 A *	8/1981	Atcheson	A01B 1/18 254/132
4,456,075 A *	6/1984	Hostetter	A01B 1/16 172/25
4,618,003 A *	10/1986	Hostetter	A01B 1/16 172/25
4,715,634 A *	12/1987	Mueller	A01B 1/165 294/50.5
D300,714 S *	4/1989	Skibell	D8/9

(Continued)

Primary Examiner — Sandra Snapp
Assistant Examiner — Ieisha N Price
(74) *Attorney, Agent, or Firm* — Andrew M. Harris;
Mitch Harris, Atty at Law

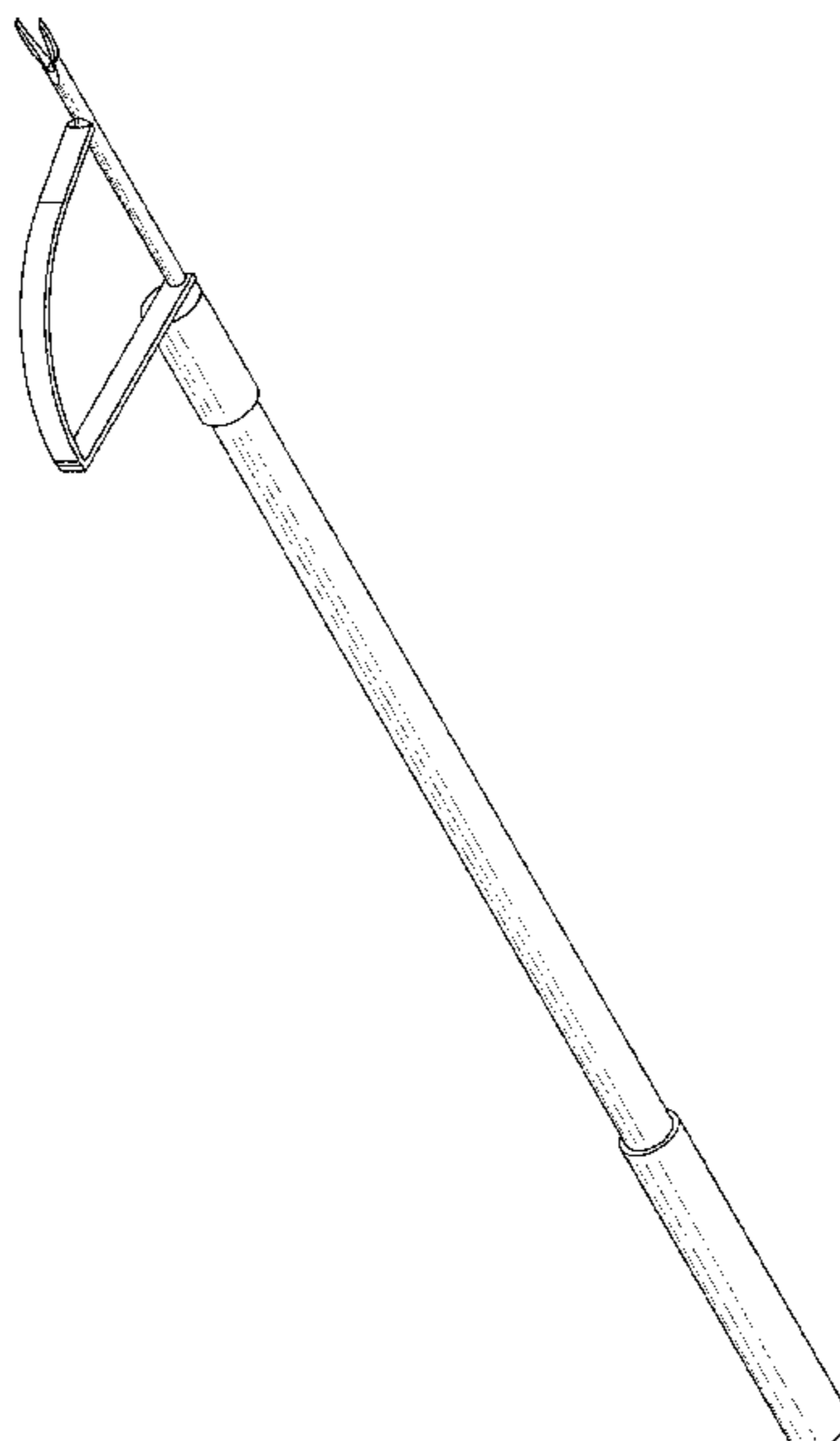
(57) **CLAIM**

The ornamental design for a weed puller, as shown and described.

DESCRIPTION

FIG. 1 is an upper right front isometric view of the weed puller.
FIG. 2 is a front view of the weed puller.
FIG. 3 is a rear view of the weed puller.
FIG. 4 is a left side view of the weed puller.
FIG. 5 is a right side view of the weed puller; and,
FIG. 6 is an enlarged bottom view of the weed puller.
The broken lines in the drawings illustrate portions of the weed puller and form no part of the claimed design.

1 Claim, 6 Drawing Sheets



(56)

References Cited

U.S. PATENT DOCUMENTS

D301,301	S	*	5/1989	Buckley, Jr.	D8/89
D318,992	S	*	8/1991	Anderson	D8/6
D351,538	S	*	10/1994	Gatewood	D8/9
5,469,923	A	*	11/1995	Visser	A01B 1/165 111/106
D376,518	S	*	12/1996	Price	D8/11
5,609,325	A	*	3/1997	DeArmond	A01B 1/16 254/132
6,505,869	B2		1/2003	Novotny		
2005/0279516	A1		12/2005	Vipond		
2006/0289178	A1		12/2006	Basek		
2015/0271979	A1	*	10/2015	Mutter	A01B 1/16 254/132

* cited by examiner

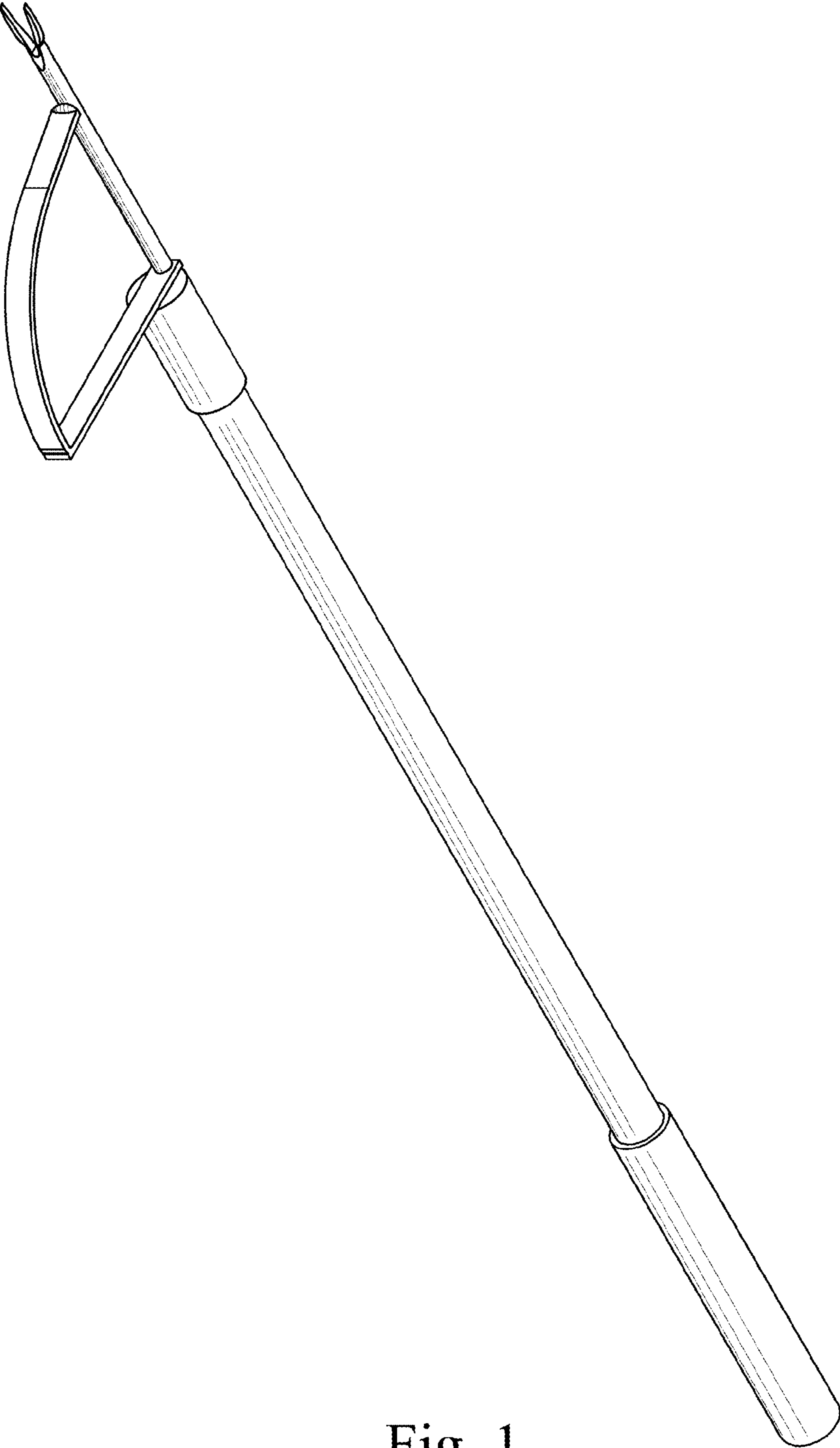


Fig. 1




Fig. 2




Fig. 3



Fig. 4



Fig. 5

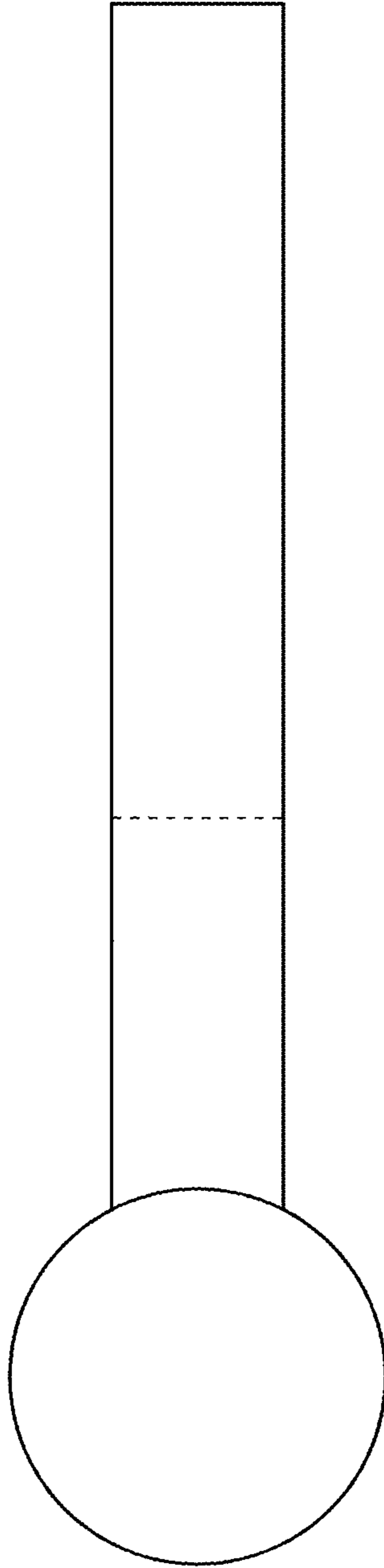


Fig. 6