

US00D944567S

(12) **United States Design Patent**
Peng et al.

(10) **Patent No.:** **US D944,567 S**
(45) **Date of Patent:** **** Mar. 1, 2022**

(54) **PILLOW**
(71) Applicant: **Chengdu Yishouweisheng Technology Inc., Chengdu (CN)**
(72) Inventors: **Yu Peng, Chengdu (CN); Jiaojiao Fu, Chengdu (CN)**
(**) Term: **15 Years**
(21) Appl. No.: **29/781,020**

D929,772 S * 9/2021 Peng D6/601
D931,465 S * 9/2021 Li D24/183
D935,806 S * 11/2021 Jiang D6/601

FOREIGN PATENT DOCUMENTS

CN 305676143 * 4/2020
CN 305684307 * 4/2020
CN 305993910 * 8/2020
CN 306684578 * 7/2021
CN 306815441 * 9/2021

(Continued)

(22) Filed: **Apr. 28, 2021**
(30) **Foreign Application Priority Data**

Apr. 7, 2021 (CN) 202130193789.8

(51) **LOC (13) Cl.** **06-09**
(52) **U.S. Cl.**
USPC **D6/601**

(58) **Field of Classification Search**
USPC D6/595, 596, 597, 600, 601, 603, 604, D6/605, 606, 608, 522, 546, 582, 583; D24/183, 185, 234; D21/803, 804, 805, D21/809, 439, 440
CPC A47G 2009/1018; A47G 2009/003; A47G 9/0253; A47G 9/10; A47G 9/1027; A47G 9/1036; A47G 9/1054; A47G 9/1063; A47G 9/1072; A47G 9/1081; A47G 9/109; A45F 4/06; A47C 21/06; A47C 7/18; A47C 20/00; A47C 17/80; A47C 17/82; A47C 17/64; A47C 27/00; A47C 27/14; A47C 23/00

See application file for complete search history.

(56) **References Cited**

U.S. PATENT DOCUMENTS

D630,011 S 1/2011 Knight et al.
D793,770 S 8/2017 Krishtul
D824,695 S 8/2018 Campilii
D903,376 S * 12/2020 Fu D6/601

OTHER PUBLICATIONS

RestCloud Back Stretcher, earliest pictured review Jul. 1, 2021 [online], [site visited Dec. 4, 2021]. Available from Internet, <URL: https://www.amazon.com/Stretcher-Massager-Equipment-Stretching-Herniated/dp/B095KGVJZN/ref=pd_lpo_1?pd_rd_i=B095KGVJZN&psc=1> (Year: 2021).*

(Continued)

Primary Examiner — Sanjeev Paul
(74) *Attorney, Agent, or Firm* — Prakash Nama; Global IP Services, PLLC

(57) **CLAIM**

The ornamental design for a pillow, as shown and described.

DESCRIPTION

FIG. 1 is a front elevational view of a pillow showing our new design;

FIG. 2 is a rear elevational view thereof;

FIG. 3 is a left side view thereof;

FIG. 4 is a right side view thereof;


FIG. 5 is a top plan view thereof;

FIG. 6 is a bottom plan view thereof;

FIG. 7 is a perspective view thereof; and,

FIG. 8 is another perspective view thereof.

1 Claim, 6 Drawing Sheets



(56)

References Cited

FOREIGN PATENT DOCUMENTS

CN	306852085	*	9/2021
CN	306919619	*	11/2021
CN	306960465	*	11/2021
WO	D0929772	*	9/2021

OTHER PUBLICATIONS

Google search: "lumbar support pillow" [site visited Dec. 4, 2021]: https://www.google.com/search?q=lumbar+support+pillow&sxsrf=AOaemvKGgrVAeVrJUUnRIAbFxoFuzi14BAg:1638646455710&source=lnms&tbm=isch&sa=X&ved=2ahUKEwi1nJ7f8cr0AhUdqHIEHXfNAe0Q_AUoAnoECAEQBA&biw=1200&bih=1777&dpr=1 (Year: 2021).*

Google search: "lumbar pillow" [site visited Dec. 4, 2021]: https://www.google.com/search?q=lumbar+pillow&sxsrf=AOaemvLxkZKyR7Y4QRrCKor2-FHQDc9Sw:1638647145141&source=lnms&tbm=isch&sa=X&ved=2ahUKEwjP0P2n9Mr0AhVXq3IEHTgvBb0Q_AUoAnoECAIQBA&biw=1200&bih=1777&dpr=1 (Year: 2021).*

Google search: "lumbar cushion" [site visited Dec. 4, 2021]: https://www.google.com/search?q=lumbar+cushion&sxsrf=AOaemvJRI_npf8_wm5qPuf728VtBMyb-kg:1638647183216&source=lnms&tbm=isch&sa=X&ved=2ahUKEwiV3JG69Mr0AhWQq3IEHSKZAL0Q_AUoAnoECAIQBA&biw=1200&bih=1777&dpr=1 (Year: 2021).*

Google search: "back stretcher" [site visited Dec. 4, 2021]: https://www.google.com/search?q=back+stretcher&sxsrf=AOaemvKqtCb1Xzv2ISKPlrwnEyqrQxGMA:1638647326434&source=lnms&tbm=isch&sa=X&ved=2ahUKEwjN0rb-9Mr0AhUHknIEHd6uBpwQ_AUoAnoECCUQBA&biw=1200&bih=1777&dpr=1 (Year: 2021).*

* cited by examiner

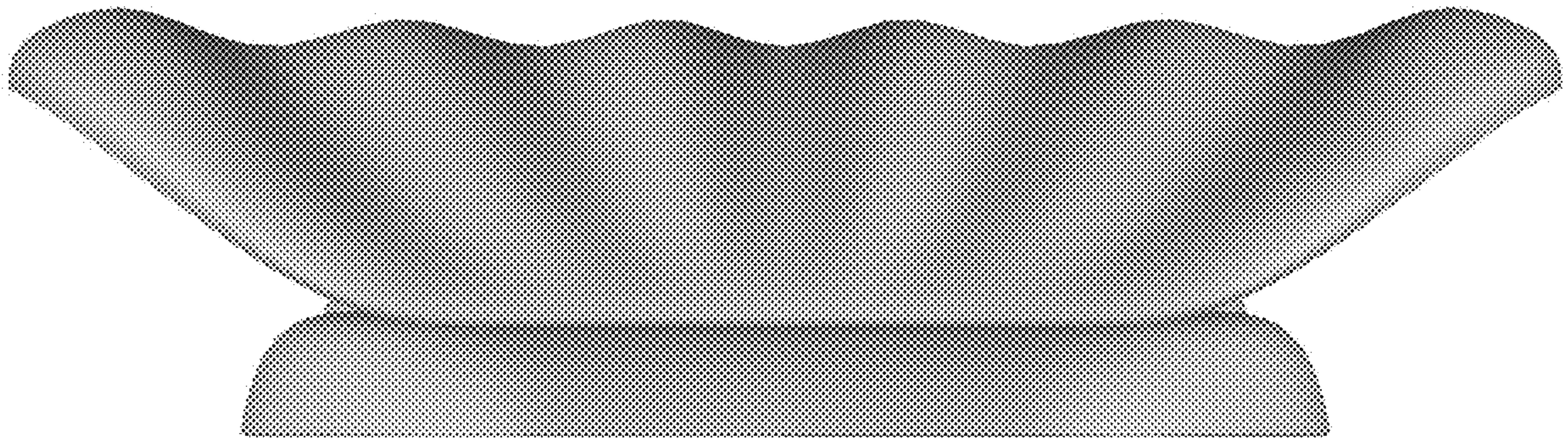


FIG. 1

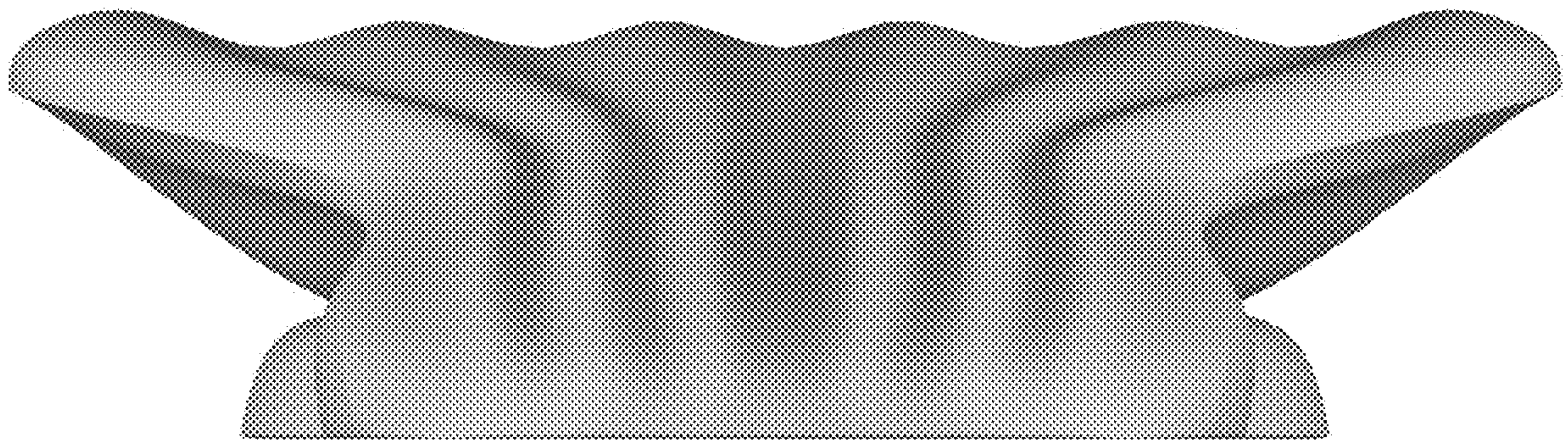


FIG. 2

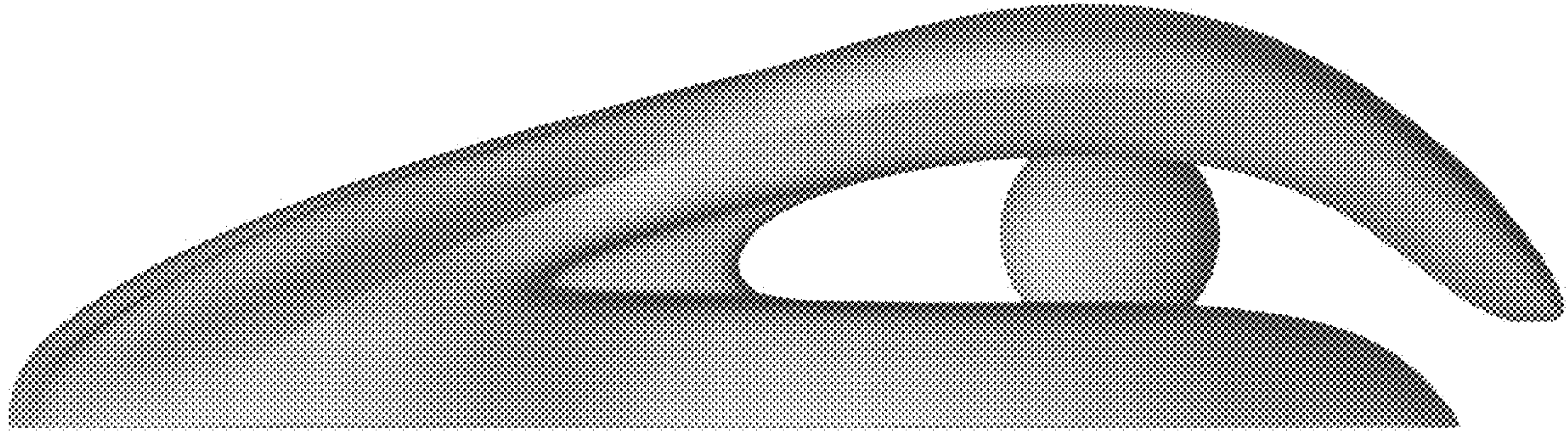


FIG. 3

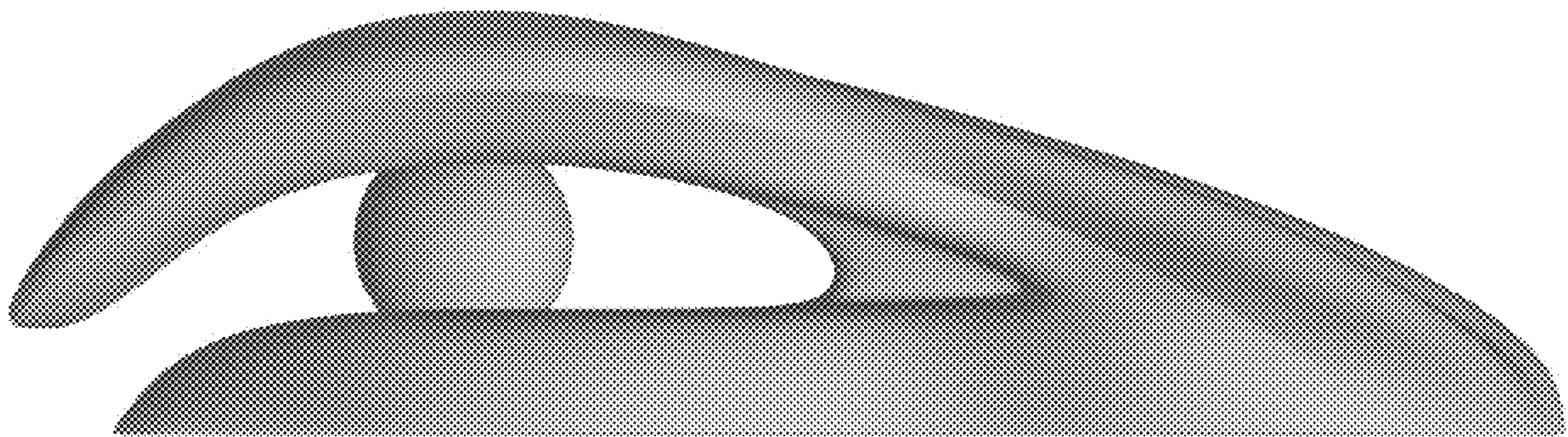


FIG. 4




FIG. 5



FIG. 6

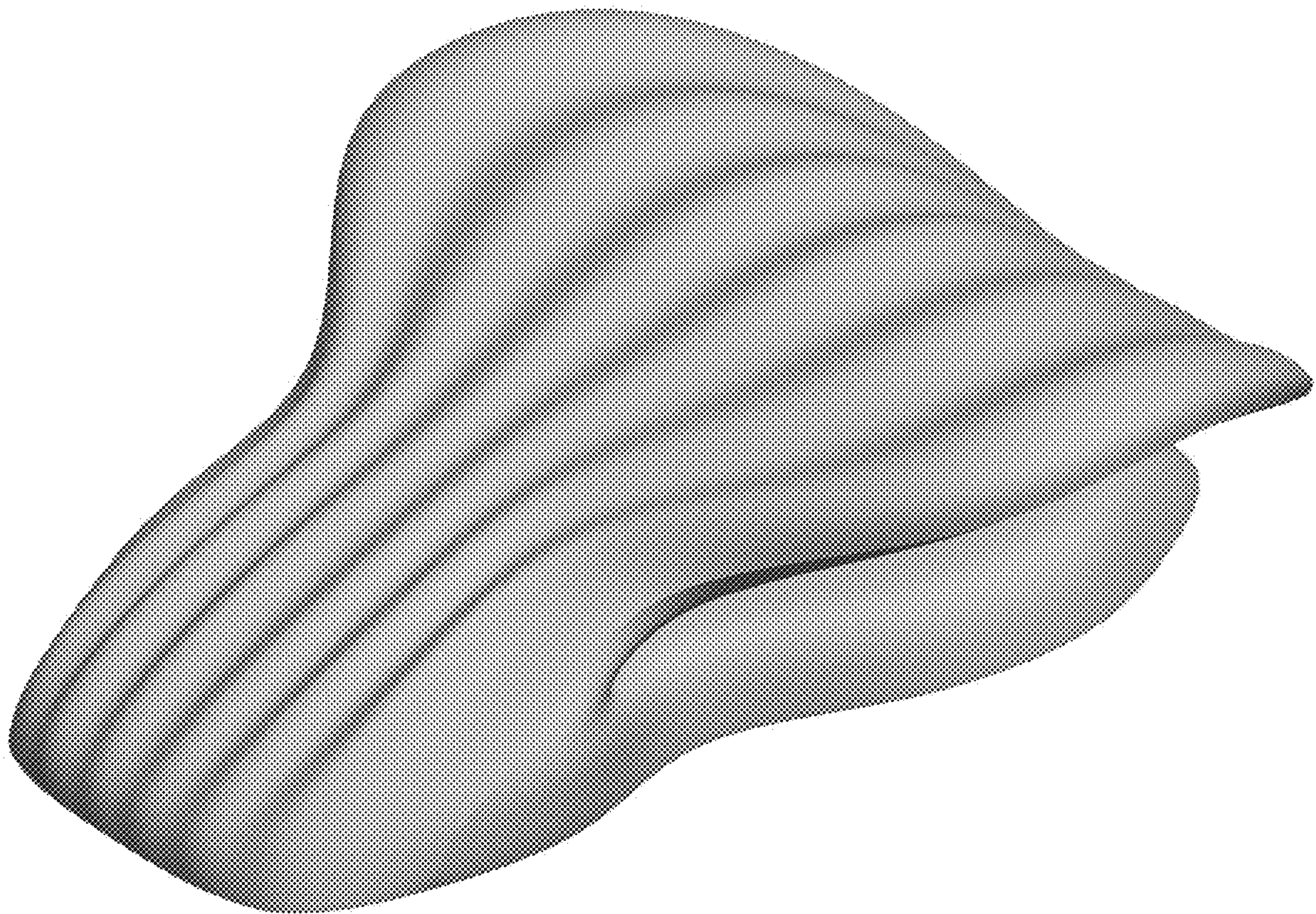


FIG. 7

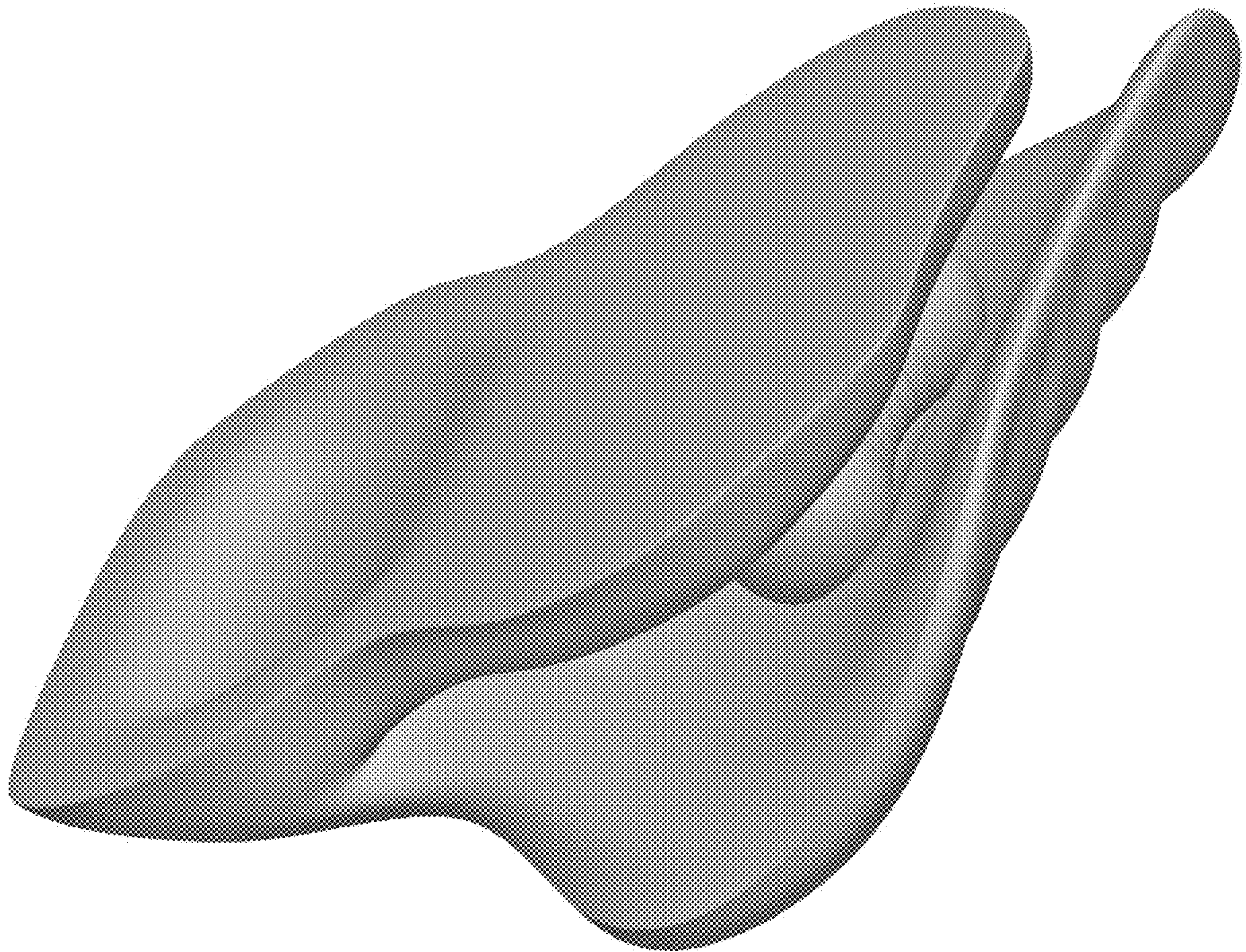


FIG. 8