



US00D944562S

(12) **United States Design Patent**  
**Cai et al.**

(10) **Patent No.:** **US D944,562 S**  
(45) **Date of Patent:** **\*\* Mar. 1, 2022**

(54) **CUSHION**

(71) Applicant: **Shanghai Bedsure Tech Co., LTD,**  
Shanghai (CN)

(72) Inventors: **Zongde Cai,** Shanghai (CN); **Mi Xiang,** Shanghai (CN); **Zhijun Chen,** Dongguan (CN)

(\*\*) Term: **15 Years**

(21) Appl. No.: **29/725,339**

(22) Filed: **Feb. 25, 2020**

(30) **Foreign Application Priority Data**

Nov. 4, 2019 (CN) ..... 201930602307.2

(51) **LOC (13) Cl.** ..... **06-09**

(52) **U.S. Cl.**  
USPC ..... **D6/601**

(58) **Field of Classification Search**  
USPC ..... D6/595-601, 603, 604, 611; D21/803,  
D21/804; D24/183

CPC ..... A47C 7/12; A47C 7/021; A47C 7/383;  
A47C 7/425; A47C 7/428; A47C 7/546;  
A47C 16/00; A47C 20/00; A47C 20/02;  
A47C 20/021; A47C 20/026; A47C  
20/027; A47C 31/11; A47C 27/001; A47C  
27/081; A47C 1/146; A47G 9/00; A47G  
9/10; A47G 9/07; A47G 9/1027; A47G  
9/1045; A47G 9/1054; A47G 9/1063;  
A47G 9/1072; A47G 9/1081; A47G  
9/109; A47G 2009/1018; A47G  
2009/1036

See application file for complete search history.

(56) **References Cited**

**U.S. PATENT DOCUMENTS**

D400,032 S \* 10/1998 Richter ..... D6/716.1  
6,668,404 B2 \* 12/2003 Lanteri ..... A47G 9/10  
5/636

D666,435 S \* 9/2012 Meyers ..... D6/716  
D799,234 S \* 10/2017 Mao ..... D6/380  
D805,323 S \* 12/2017 Chan ..... D6/601  
D885,793 S \* 6/2020 Wang ..... D6/601  
D898,439 S \* 10/2020 Luo ..... D6/601  
D899,142 S \* 10/2020 Federl ..... D6/601  
D907,400 S \* 1/2021 Federl ..... D6/601  
D908,394 S \* 1/2021 Yin ..... D6/601  
D911,071 S \* 2/2021 Yu ..... D6/601  
D923,970 S \* 7/2021 He ..... D6/601  
D931,651 S \* 9/2021 Chen ..... D6/601  
2012/0073056 A1 \* 3/2012 Freund ..... A47G 9/10  
5/639  
2017/0065085 A1 \* 3/2017 Chan ..... A47C 7/746

\* cited by examiner

*Primary Examiner* — Jennifer L Rempfer

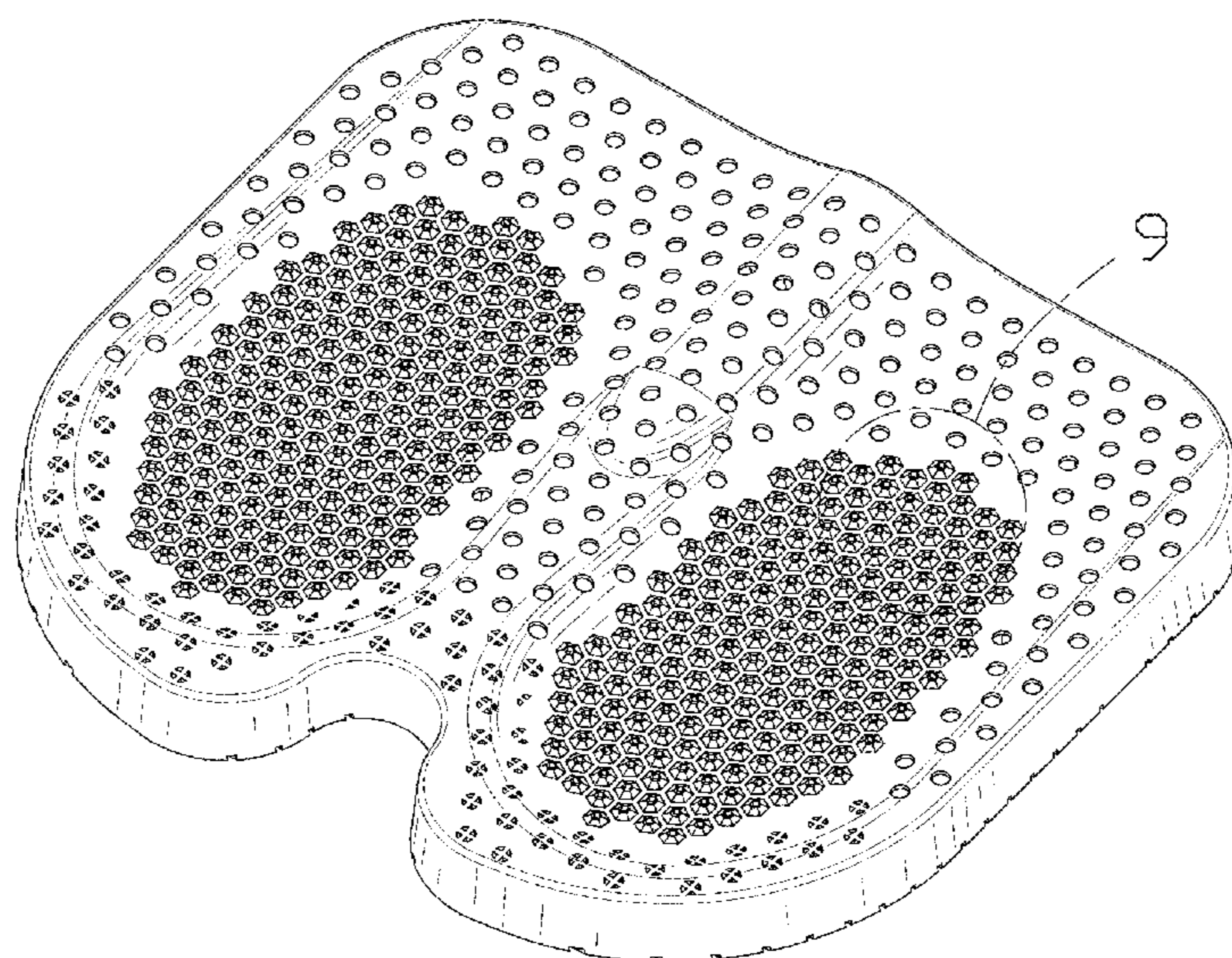
(57) **CLAIM**

The ornamental design for a cushion, as shown and described.

**DESCRIPTION**

FIG. 1 is a first perspective view of a cushion showing my new design;  
FIG. 2 is a second perspective view thereof;  
FIG. 3 is a front view thereof;  
FIG. 4 is a back view thereof;  
FIG. 5 is a left side view thereof;  
FIG. 6 is a right side view thereof;  
FIG. 7 is a top view thereof;  
FIG. 8 is a bottom view thereof;  
FIG. 9 is an enlarged view of the selected portion in FIG. 1;  
and,  
FIG. 10 is an enlarged view of the selected portion in FIG. 2.

**1 Claim, 10 Drawing Sheets**





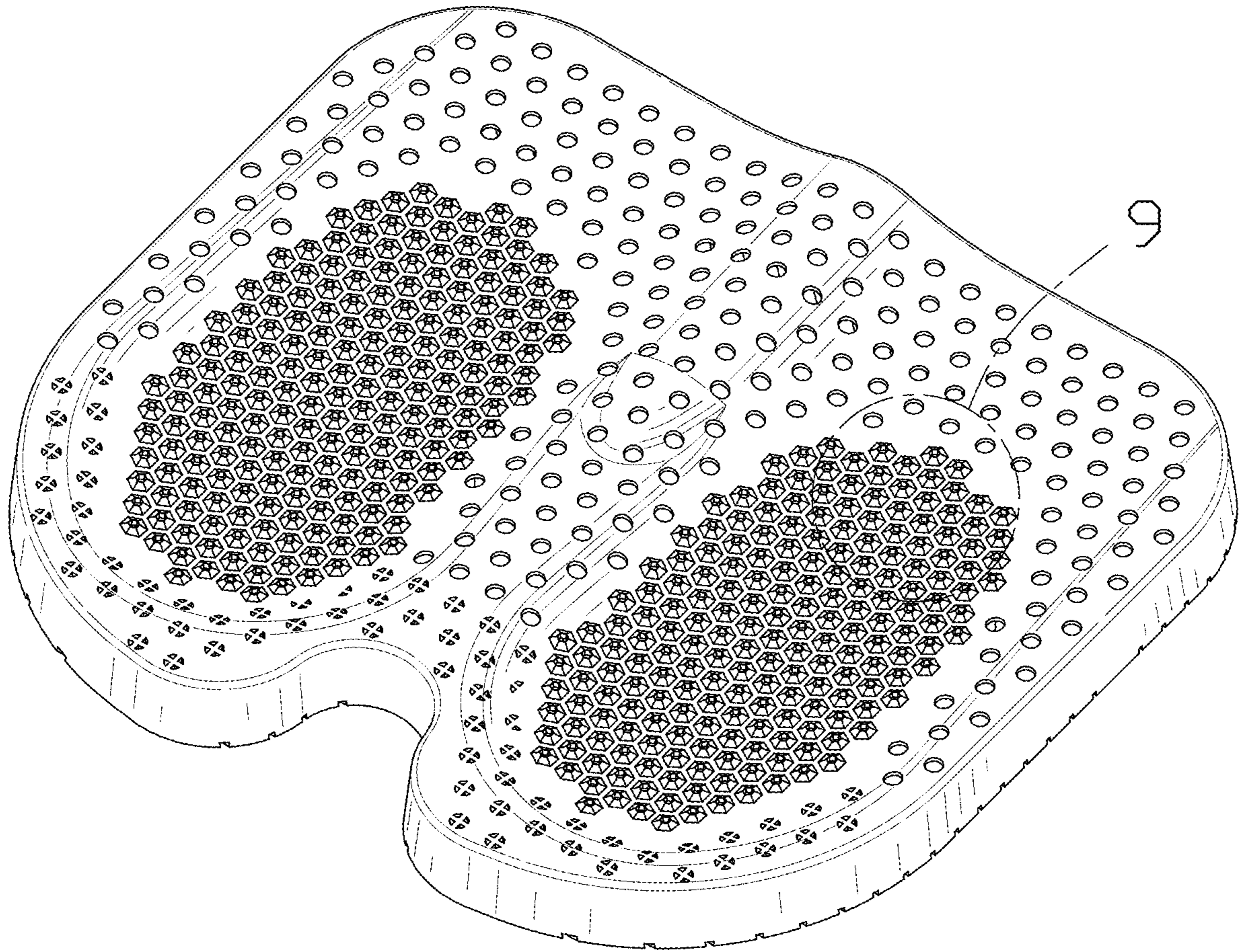


FIG. 1



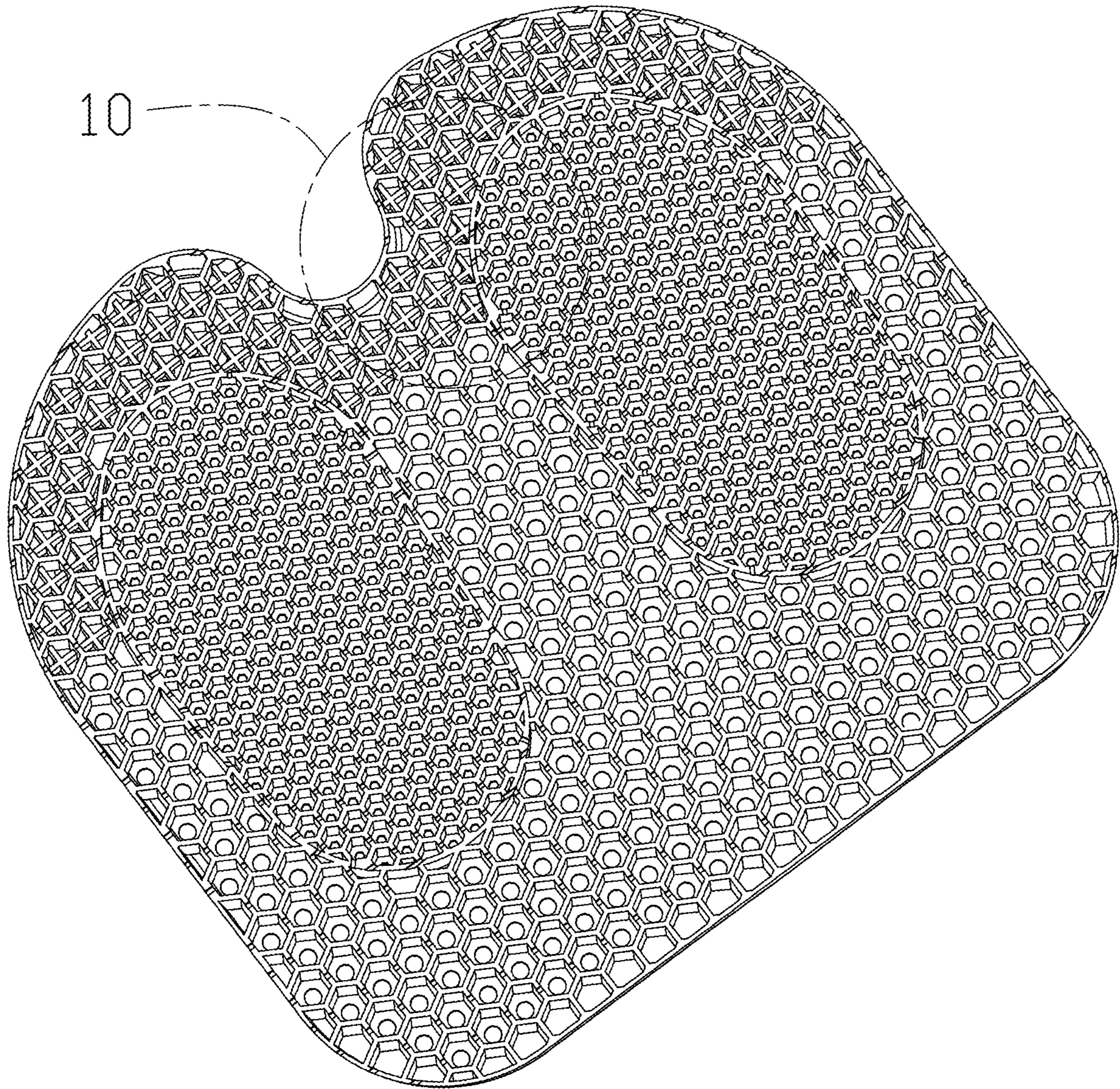


FIG. 2



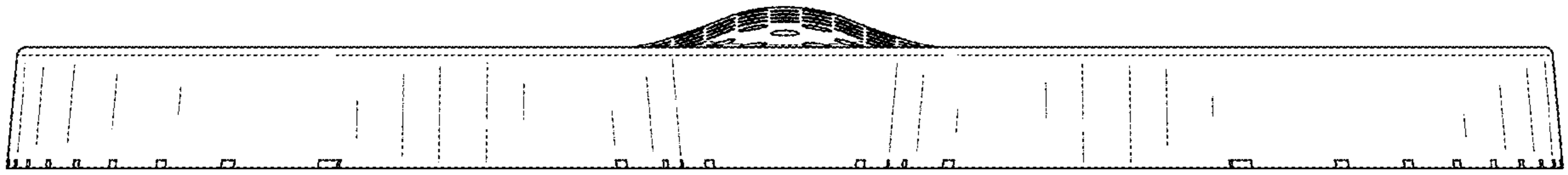


FIG. 3

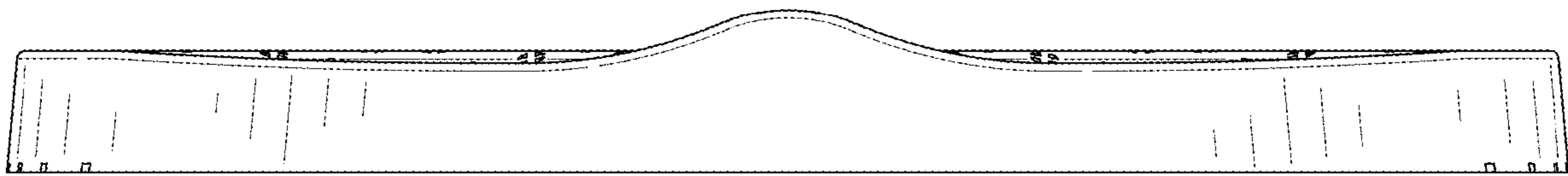


FIG. 4

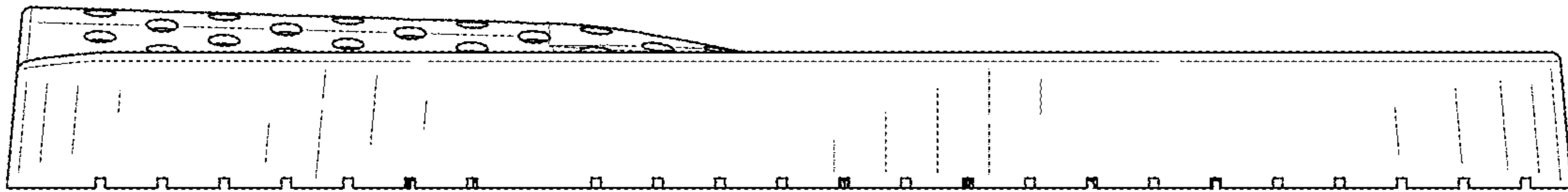


FIG. 5

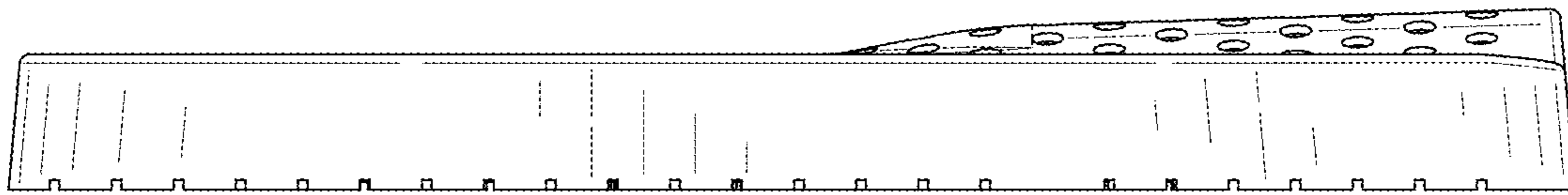


FIG. 6

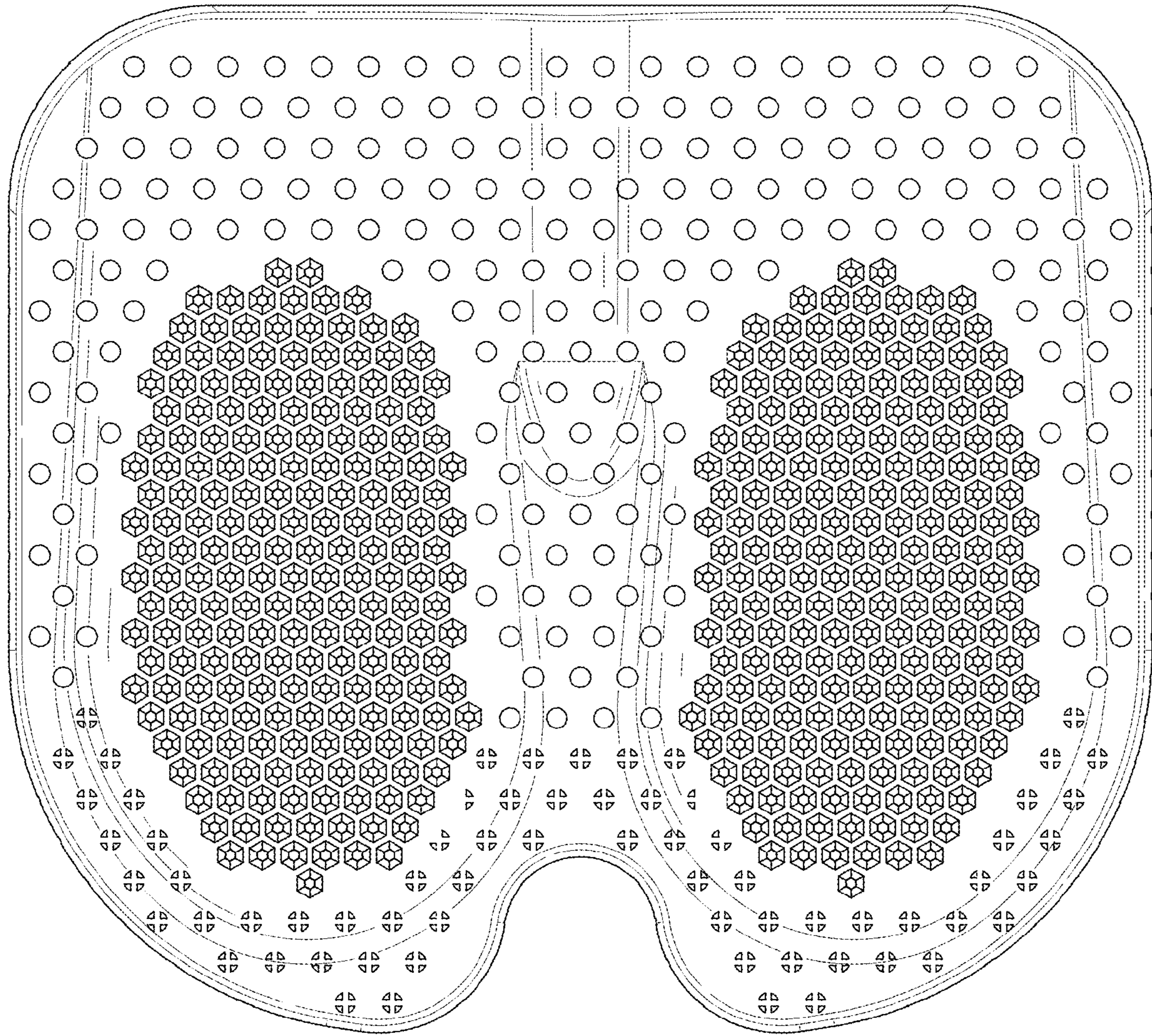


FIG. 7






FIG. 8



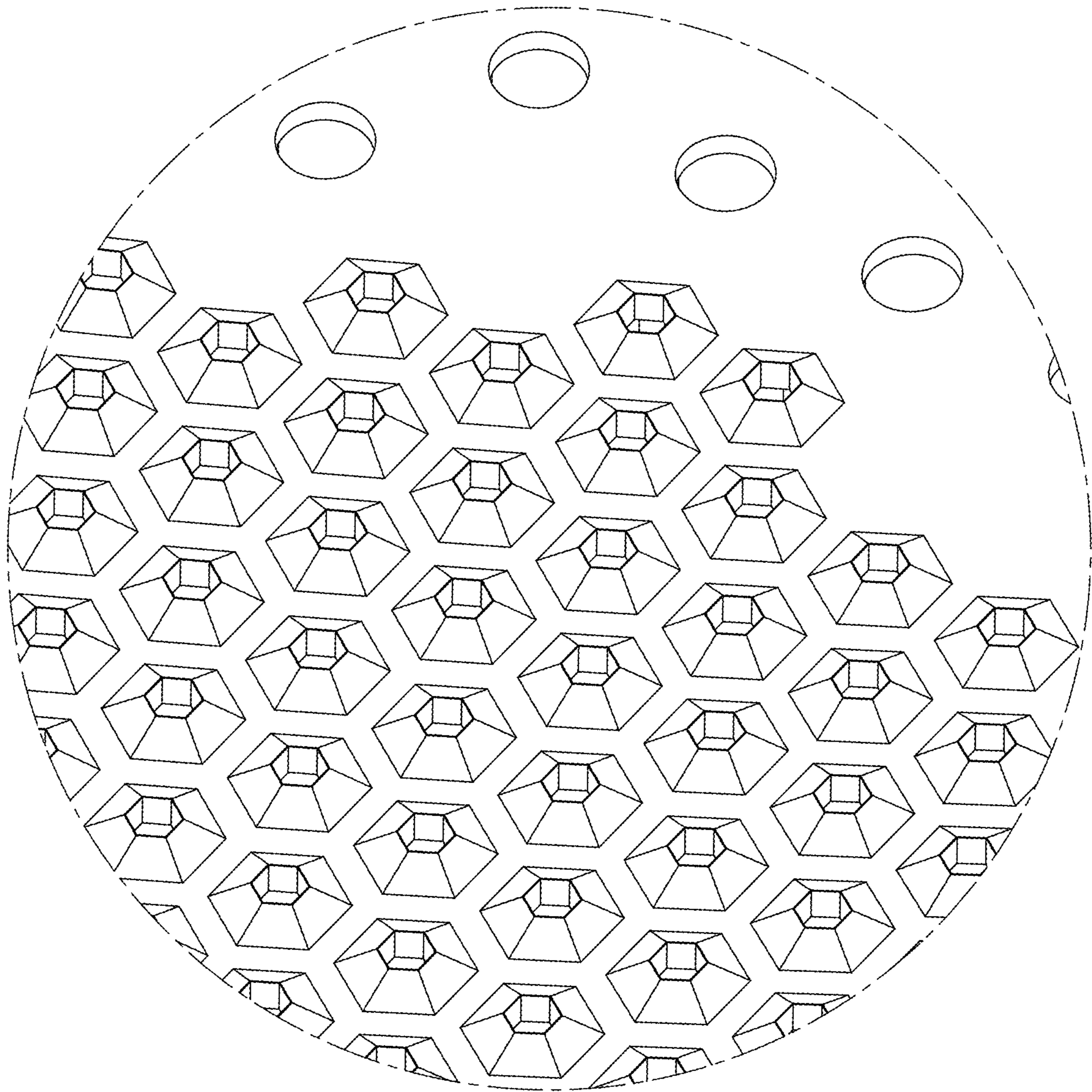


FIG. 9



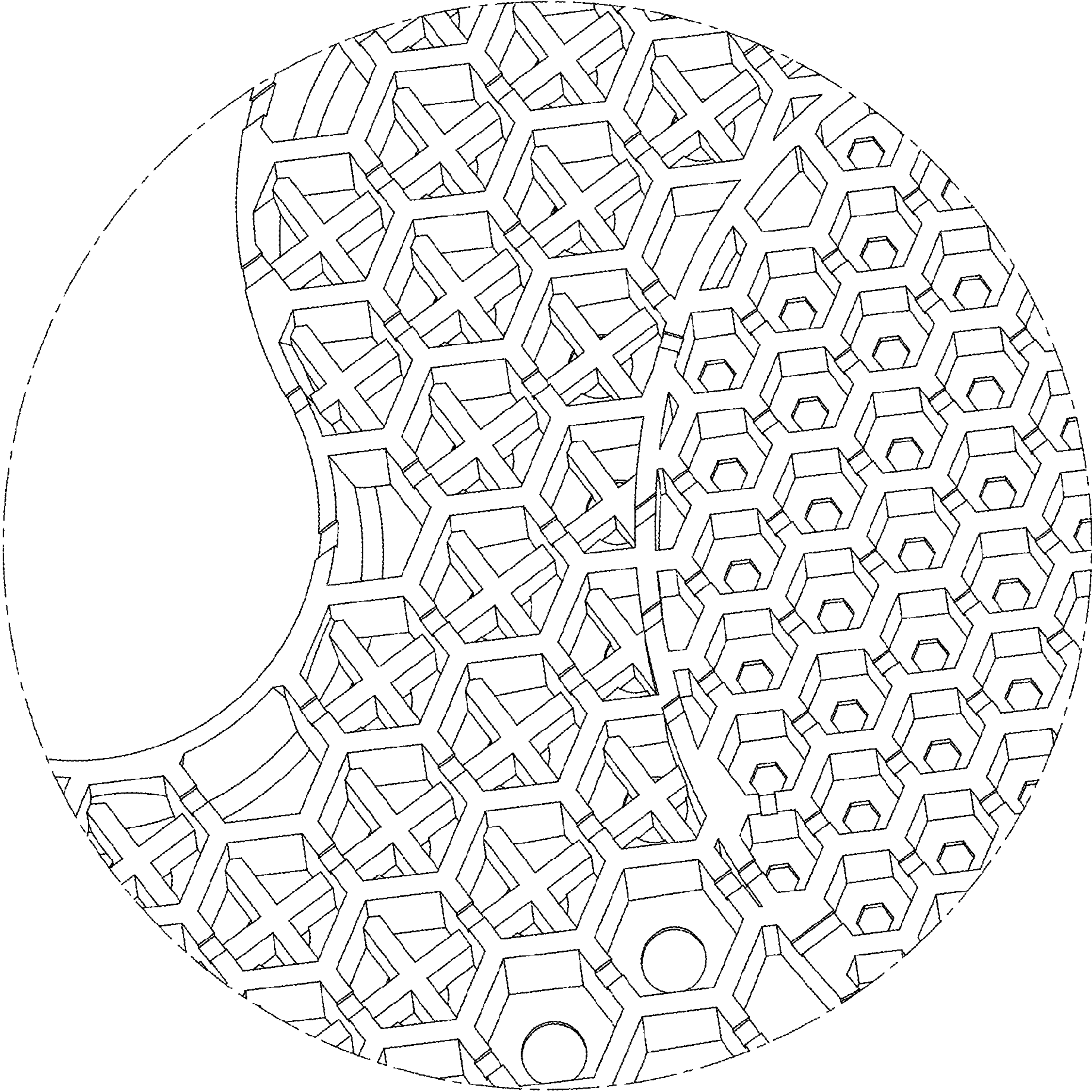


FIG. 10