

US00D944560S

(12) **United States Design Patent** (10) **Patent No.:** **US D944,560 S**  
**Hu** (45) **Date of Patent:** **\*\* Mar. 1, 2022**

(54) **ANTI-FATIGUE MAT**

(71) Applicant: **Shuwen Hu**, Hefei (CN)

(72) Inventor: **Shuwen Hu**, Hefei (CN)

(\*\*) Term: **15 Years**

(21) Appl. No.: **29/769,742**

(22) Filed: **Feb. 8, 2021**

(51) **LOC (13) Cl.** ..... **06-11**

(52) **U.S. Cl.**  
USPC ..... **D6/582**; D6/592

(58) **Field of Classification Search**  
USPC ..... D6/582-585, 587-588, 592  
CPC ..... A47G 27/0206; A47G 27/0225; A47G  
27/0231

See application file for complete search history.

(56) **References Cited**

**U.S. PATENT DOCUMENTS**

D809,823	S	*	2/2018	Lu	.....	D6/582
D810,466	S	*	2/2018	Lu	.....	D6/592
D810,468	S	*	2/2018	Lu	.....	D6/592
D814,827	S	*	4/2018	Lu	.....	D6/592
D825,223	S	*	8/2018	Feeley	.....	D6/592
D829,020	S	*	9/2018	Lu	.....	D6/592
D830,726	S		10/2018	Lu		
D876,122	S		2/2020	Hu		
D906,728	S	*	1/2021	Hu	.....	D6/592
D922,095	S	*	6/2021	Shi	.....	A47G 27/0231 D6/582

2016/0174745	A1	*	6/2016	Feeley	.....	A47G 27/0231 428/80
2021/0015262	A1	*	1/2021	Mitchell, III	.....	A47B 97/00
2021/0353085	A1	*	11/2021	Rindlisbacher	....	A47G 27/0231

**OTHER PUBLICATIONS**

Sky Solutions Anti Fatigue Kitchen Mat. sold on Amazon.com. Oct. 25, 2018. Accessed on Dec. 18, 2021. <<https://www.amazon.com/dp/B07JPJX3XL>>. (Year: 2018).\*

FEZIBO Standing Desk Anti Fatigue Mat. Sold on Amazon.com. Dec. 23, 2019. Accessed on Dec. 18, 2021. <<https://www.amazon.com/FEZIBO-Standing-Fatigue-Ergonomic-Comfort/dp/B0831P35FM?th=1>>. (Year: 2019).\*

\* cited by examiner

*Primary Examiner* — Kevin K Rudzinski  
*Assistant Examiner* — Clare Ann Gannon

(57) **CLAIM**

The ornamental design for an anti-fatigue mat, as shown and described.

**DESCRIPTION**

FIG. 1 is a perspective view of an anti-fatigue mat showing my new design;

FIG. 2 is another perspective view thereof;

FIG. 3 is a front elevational view thereof;

FIG. 4 is a rear elevational view thereof;

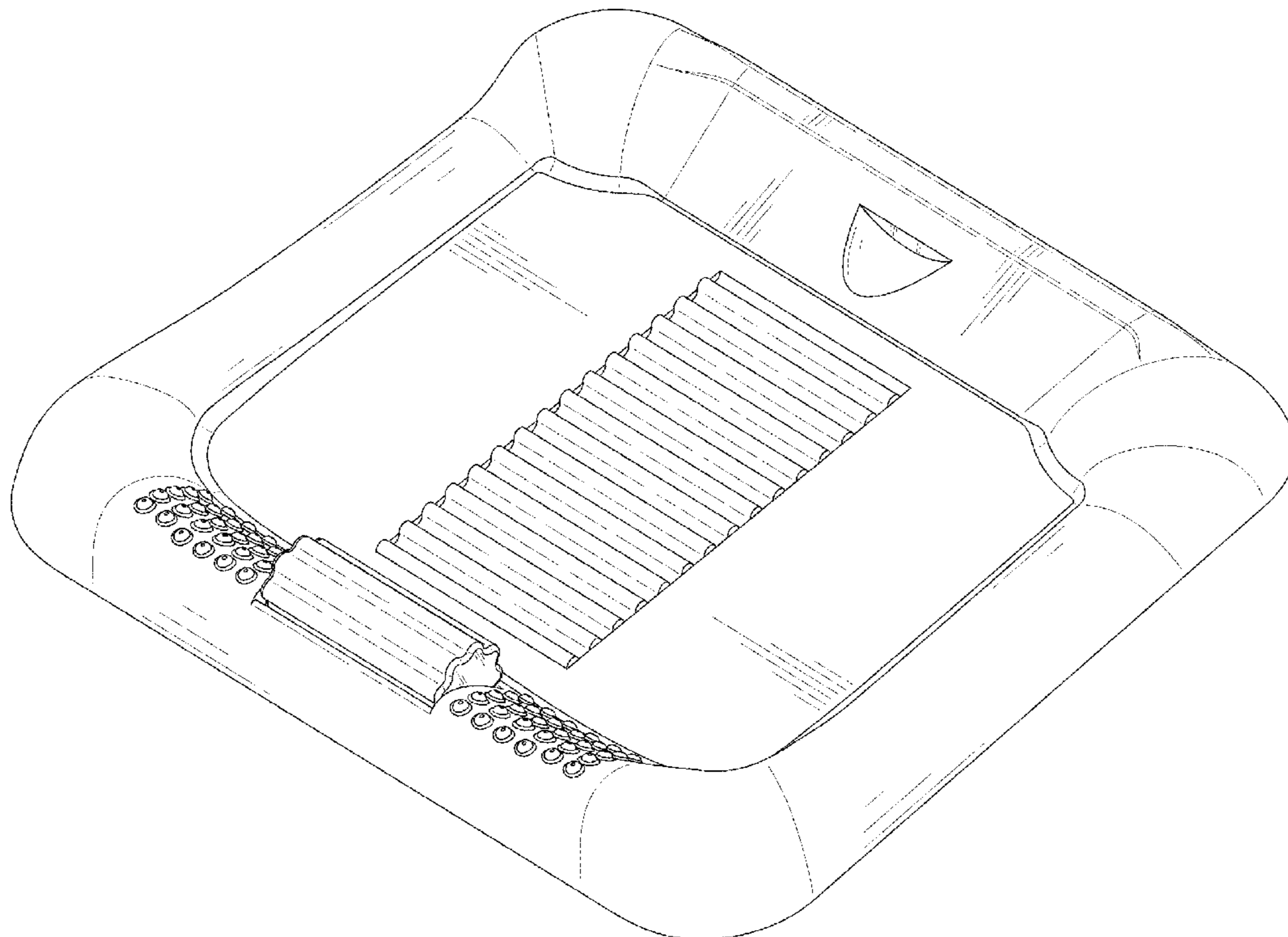
FIG. 5 is a left side elevational view thereof;

FIG. 6 is a right side elevational view thereof;

FIG. 7 is a top plan view thereof; and,

FIG. 8 is a bottom plan view thereof.

**1 Claim, 8 Drawing Sheets**



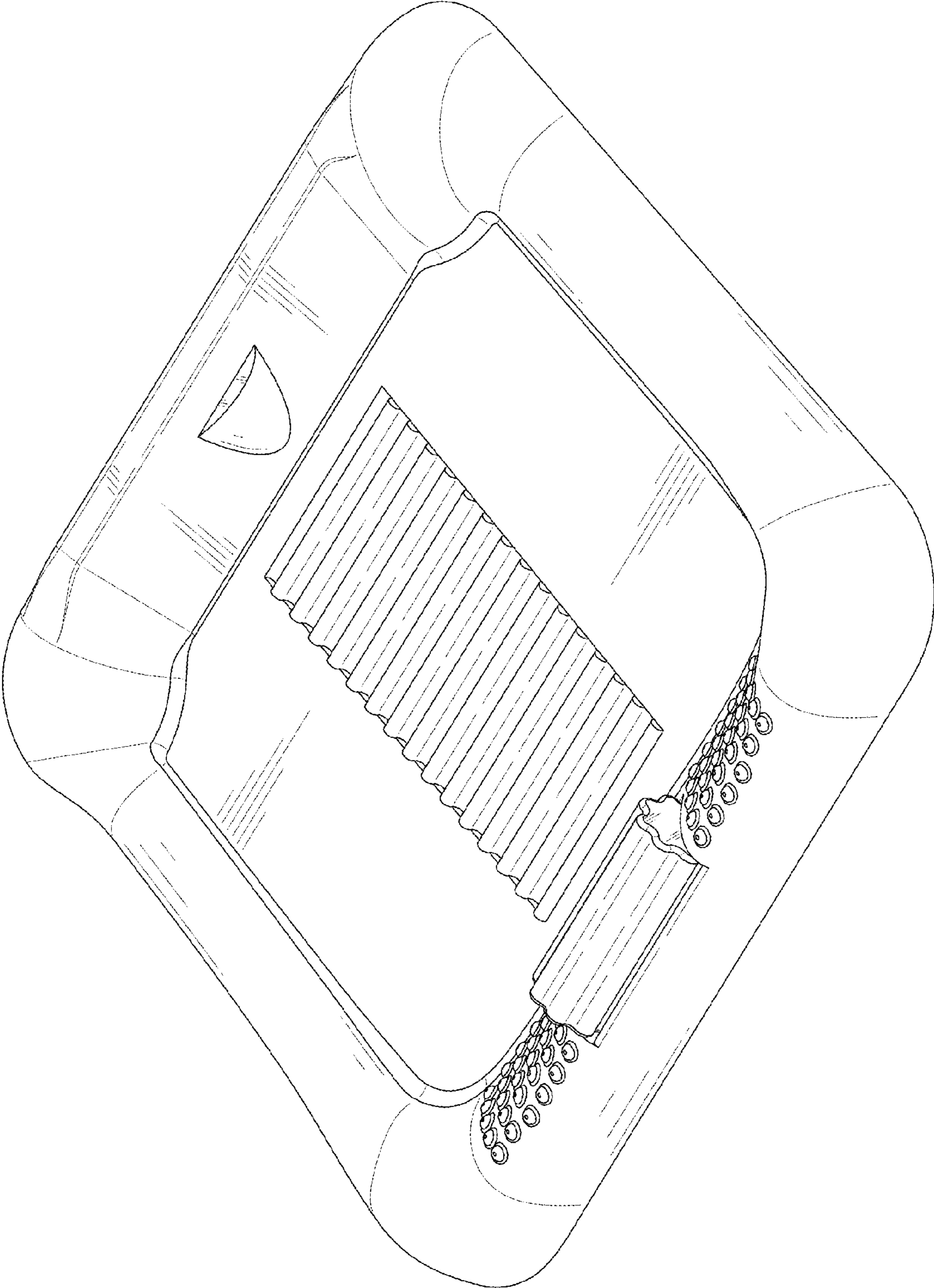


FIG. 1

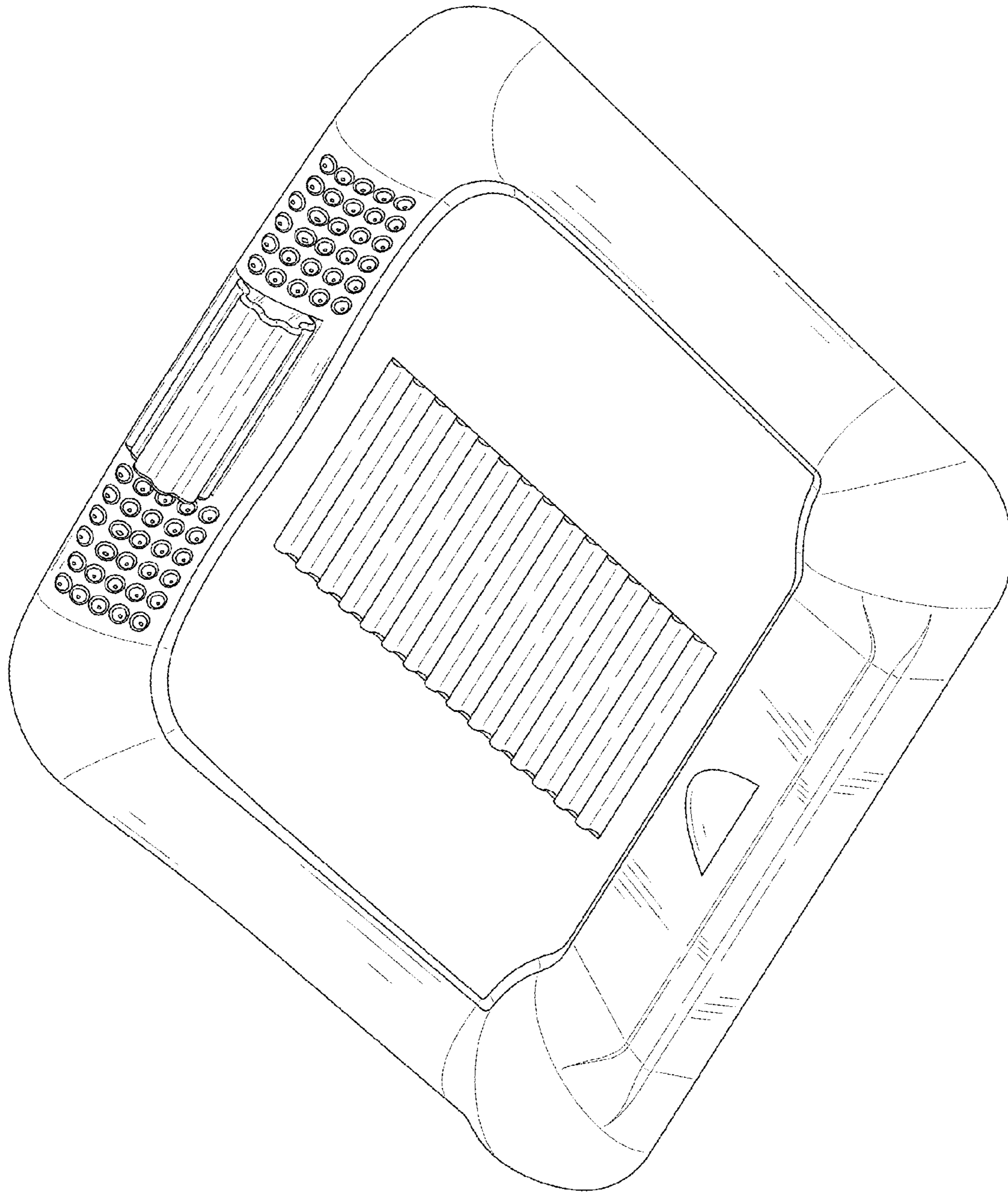


FIG. 2

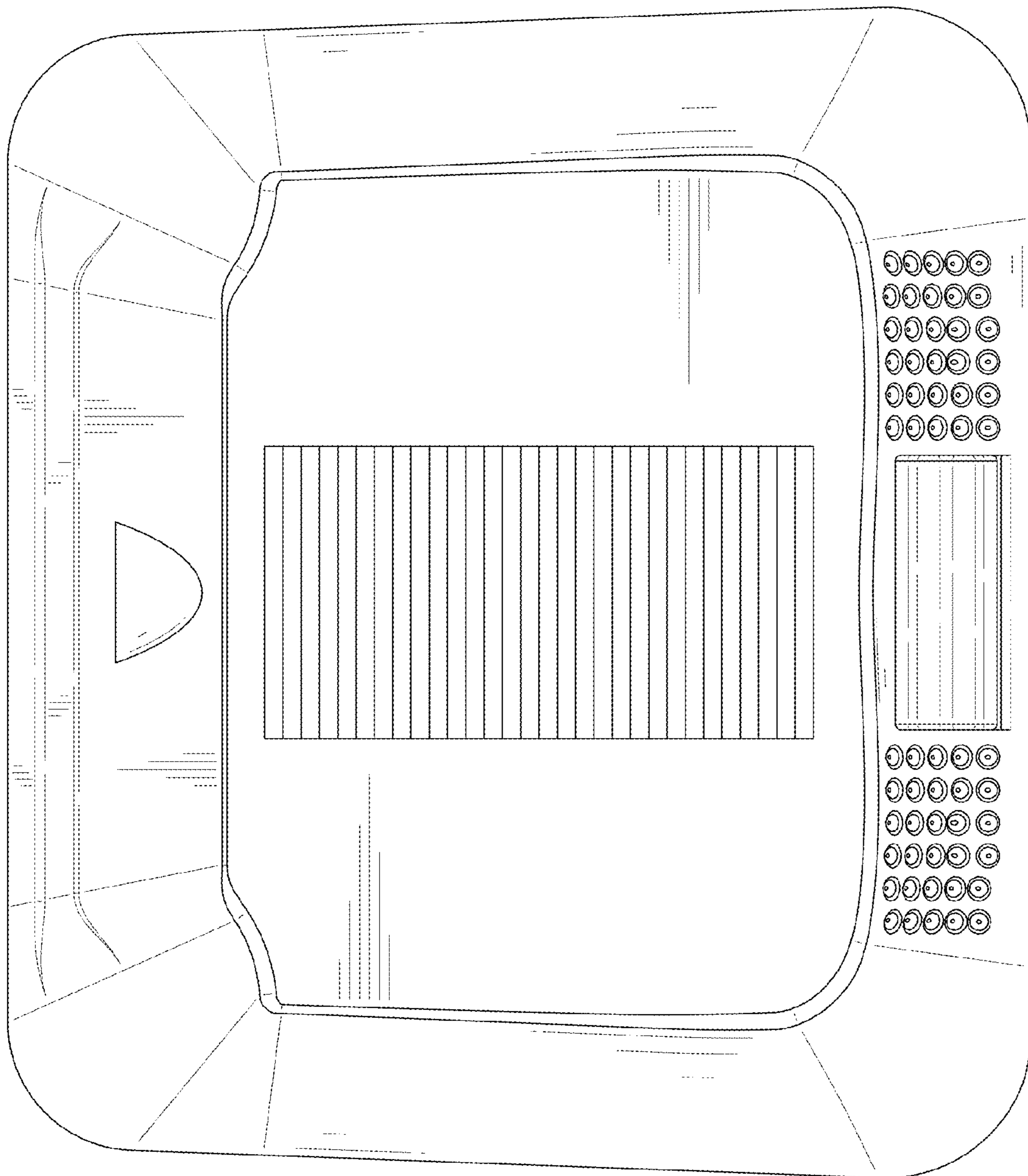


FIG. 3




FIG. 4




FIG. 5




FIG. 6

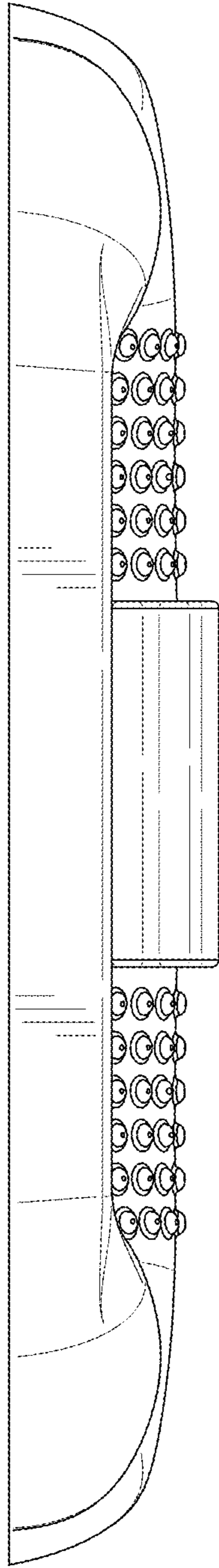


FIG. 7






FIG. 8