



US00D944551S

(12) **United States Design Patent** (10) **Patent No.:** **US D944,551 S**
Tran (45) **Date of Patent:** **** *Mar. 1, 2022**

(54) **CHAIR**

B60R 22/688; B60R 22/803; B60R 22/986; B60R 22/914; B60R 22/995

(71) Applicant: **Minh Dat Duy Tran**, Huntington Beach, CA (US)

See application file for complete search history.

(72) Inventor: **Minh Dat Duy Tran**, Huntington Beach, CA (US)

(56) **References Cited**

(73) Assignee: **PLASCENE, INC.**, Oxnard, CA (US)

U.S. PATENT DOCUMENTS

(*) Notice: This patent is subject to a terminal disclaimer.

D173,389 S *	11/1954	Sherman	D6/334
D183,743 S *	10/1958	Howell	D6/334
D234,064 S *	1/1975	Noda et al.	D6/379
D244,732 S *	6/1977	Introini	D6/375
D458,764 S *	6/2002	Starck	D6/366
D815,452 S *	4/2018	Hannoosh	D6/380
D821,777 S *	7/2018	Hale	D6/380
D834,851 S *	12/2018	Jehs	D6/380
D875,417 S *	2/2020	Fukasawa	D6/380
D897,127 S *	9/2020	Li	D6/380
D909,085 S *	2/2021	Ojerstam	D6/366

(**) Term: **15 Years**

* cited by examiner

(21) Appl. No.: **29/739,504**

(22) Filed: **Jun. 25, 2020**

(51) **LOC (13) Cl.** **06-01**

Primary Examiner — Kevin K Rudzinski

(52) **U.S. Cl.**
USPC **D6/374**

Assistant Examiner — Paul D Bohannon

(58) **Field of Classification Search**
USPC D6/333, 334, 341, 348, 349, 350, 352, D6/353, 360, 364, 369, 370, 371, 373, D6/374, 375, 376, 377, 379, 380, 390, D6/677, 692, 700, 708, 708.16, 716; D16/237; D21/412, 419, 521

(74) *Attorney, Agent, or Firm* — Cohen IP Law Group, PC; Michael N. Cohen

CPC A47C 1/124; A47C 3/34; A47C 4/028; A47C 4/02; A47C 5/12; A47C 5/125; A47C 7/506; A47C 9/007; A47C 13/005; A47C 13/023; A47C 31/113; A47C 31/02; A47C 5/06; A47C 5/08; B60R 2/0284; B60R 2/062; B60R 22/001; B60R 22/24; B60R 22/28; B60R 22/58; B60R 22/64; B60R 22/68; B60R 22/80; B60R 22/99; B60R 22/245; B60R 22/643; B60R 22/646; B60R 22/665; B60R 22/686;

(57) **CLAIM**

The ornamental design for a chair, as shown and described.

DESCRIPTION

- FIG. 1 : Front Perspective View;
- FIG. 2 : Rear Perspective View;
- FIG. 3 : Front View;
- FIG. 4 : Rear View;
- FIG. 5 : Left Side View;
- FIG. 6 : Right Side View; and,
- FIG. 7 : Top View.

1 Claim, 7 Drawing Sheets

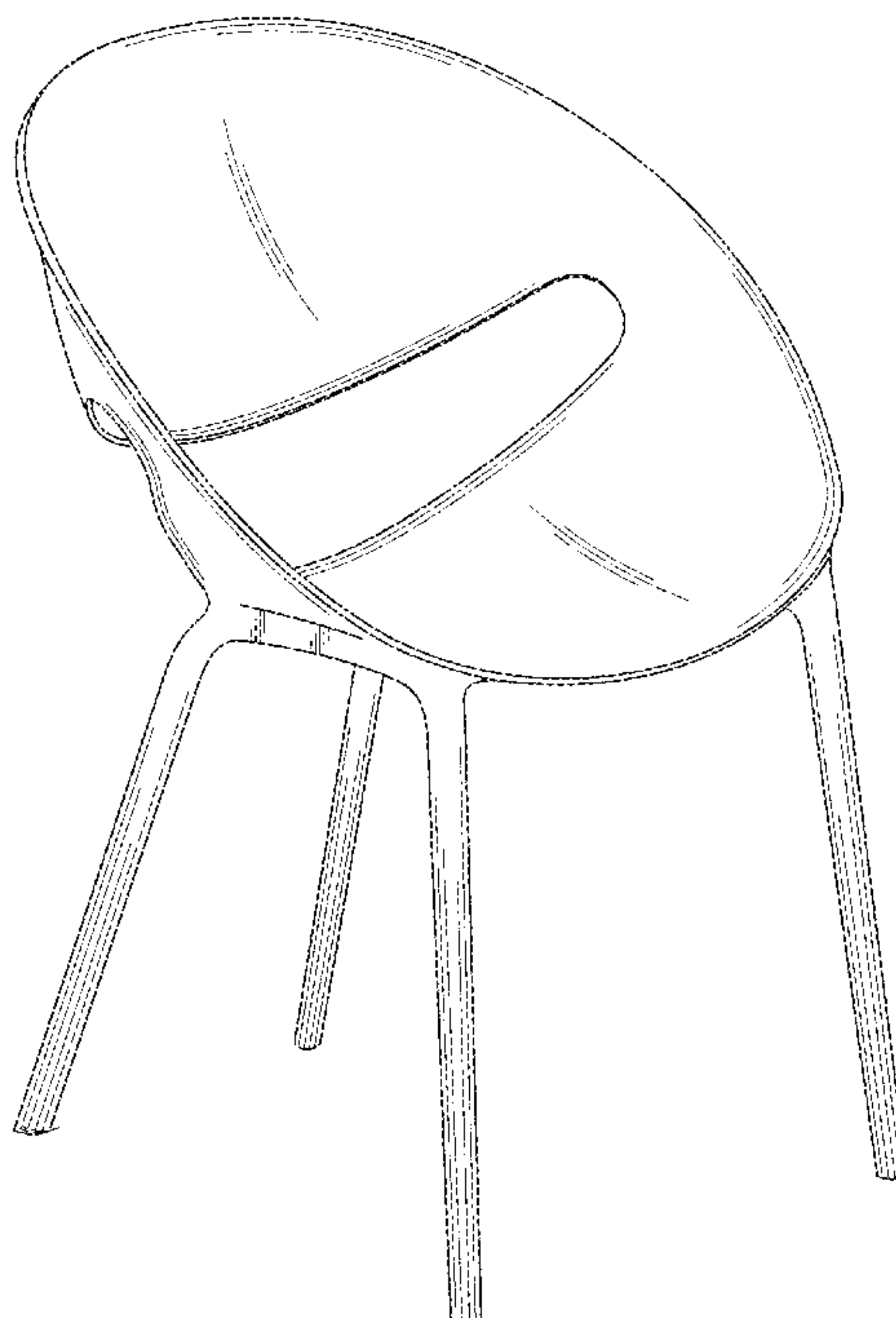




FIG. 1

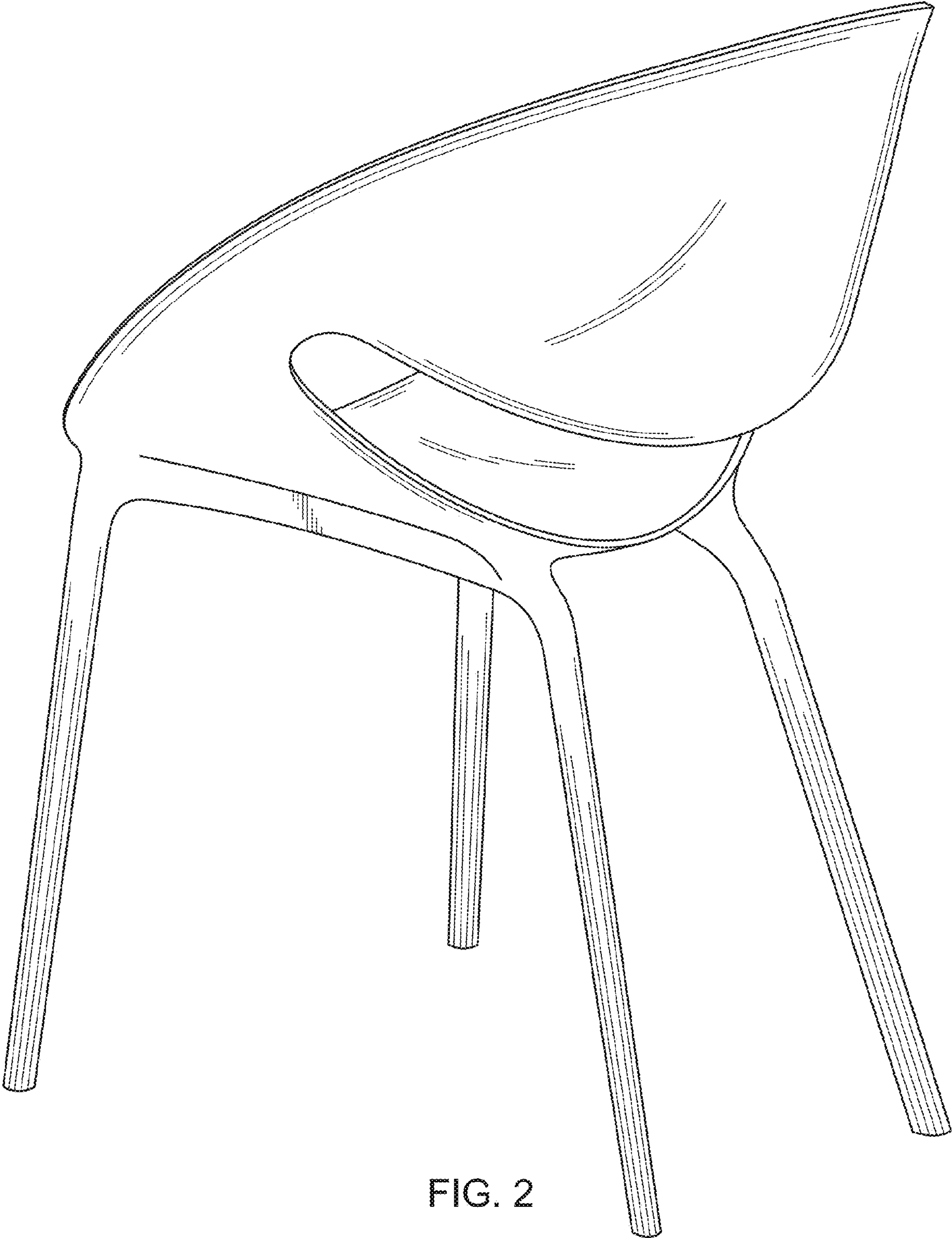


FIG. 2

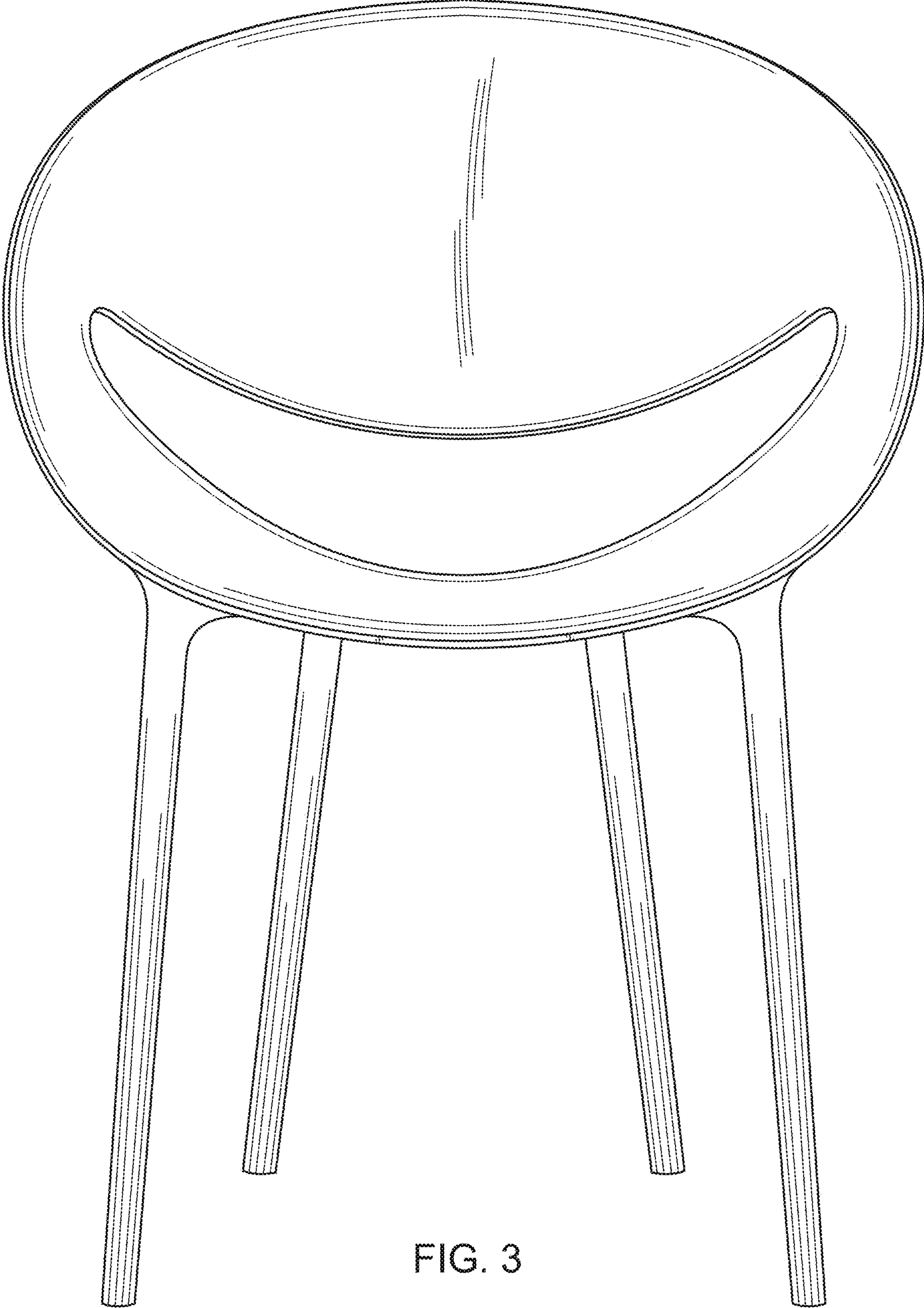


FIG. 3

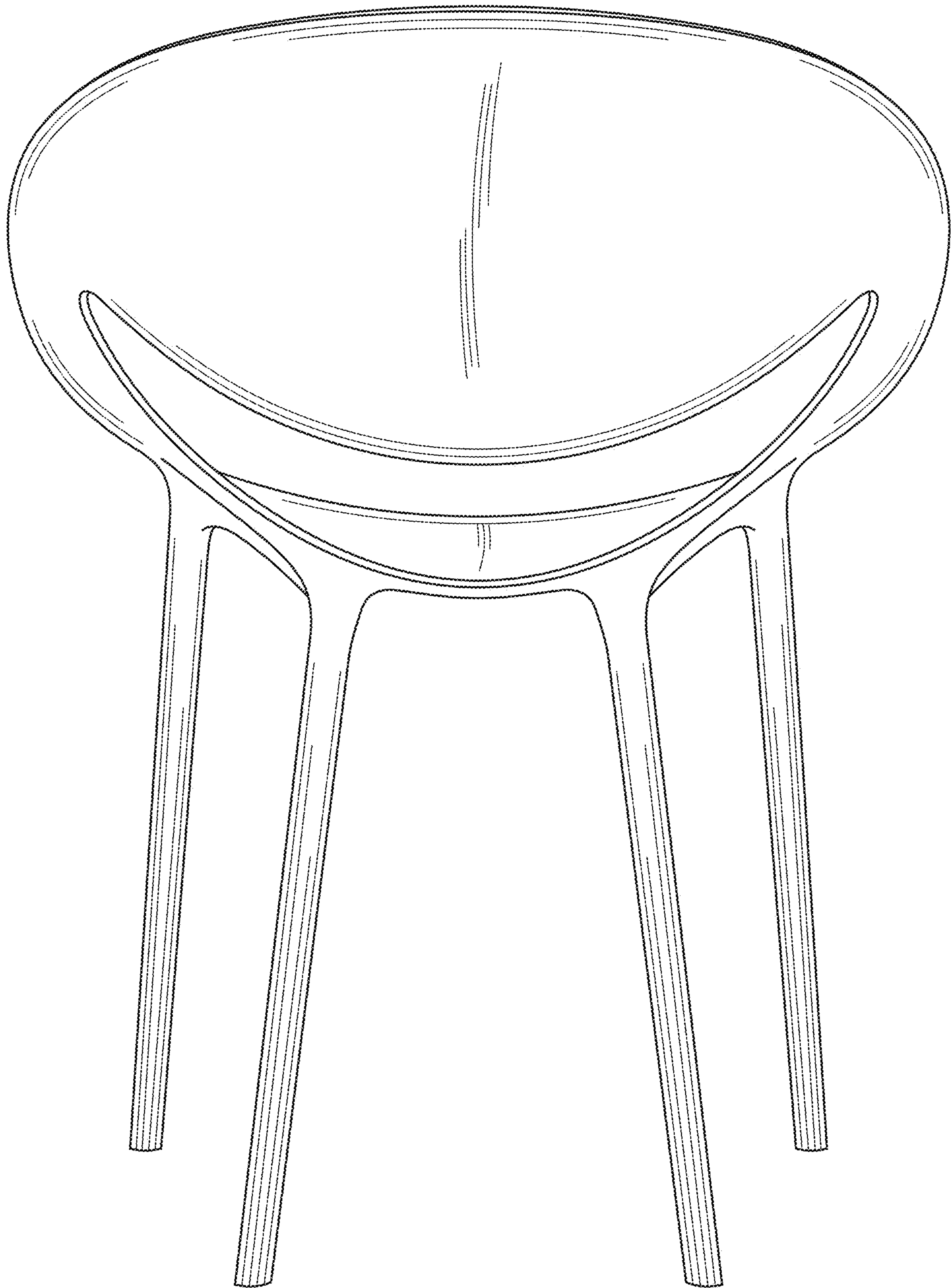
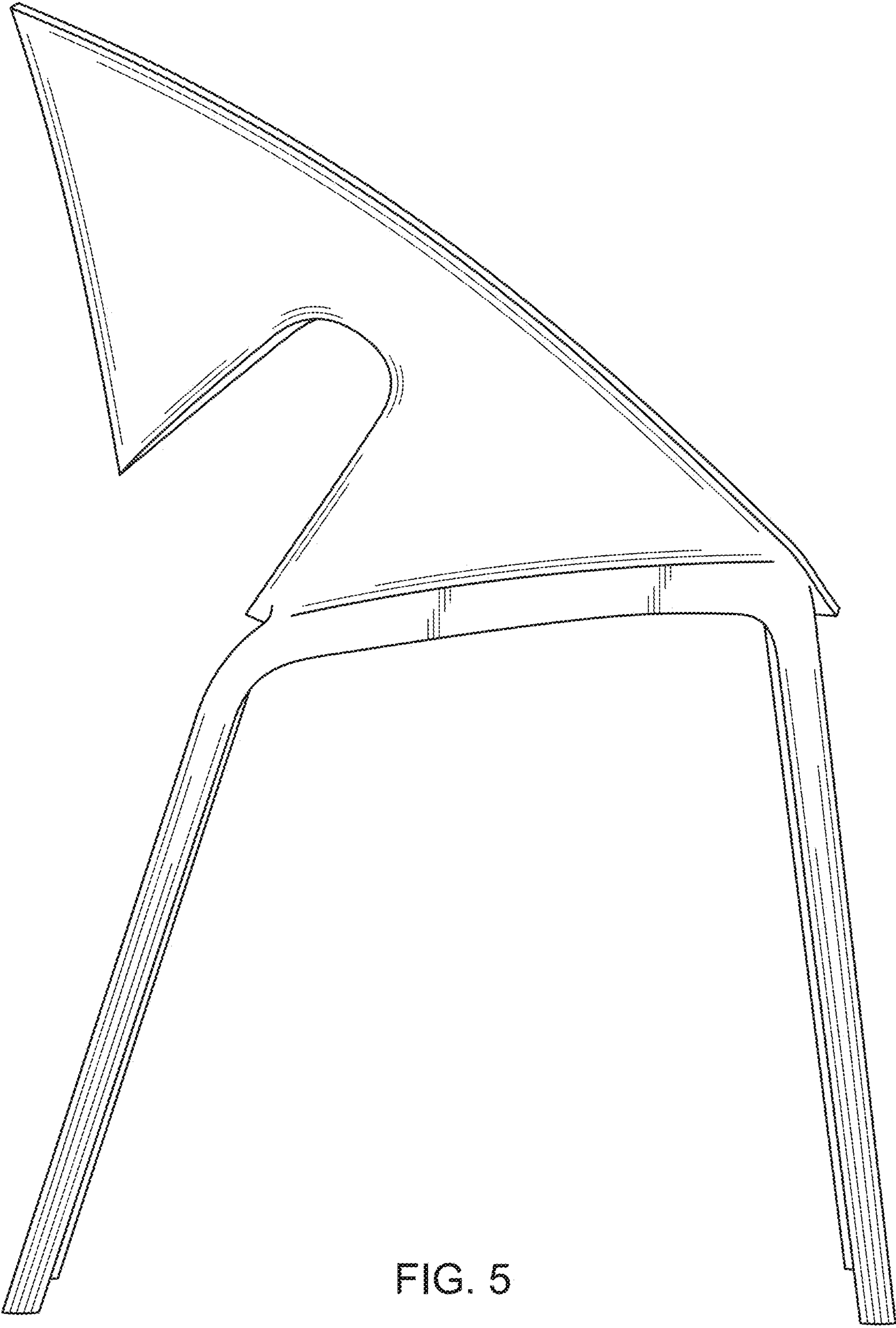


FIG. 4



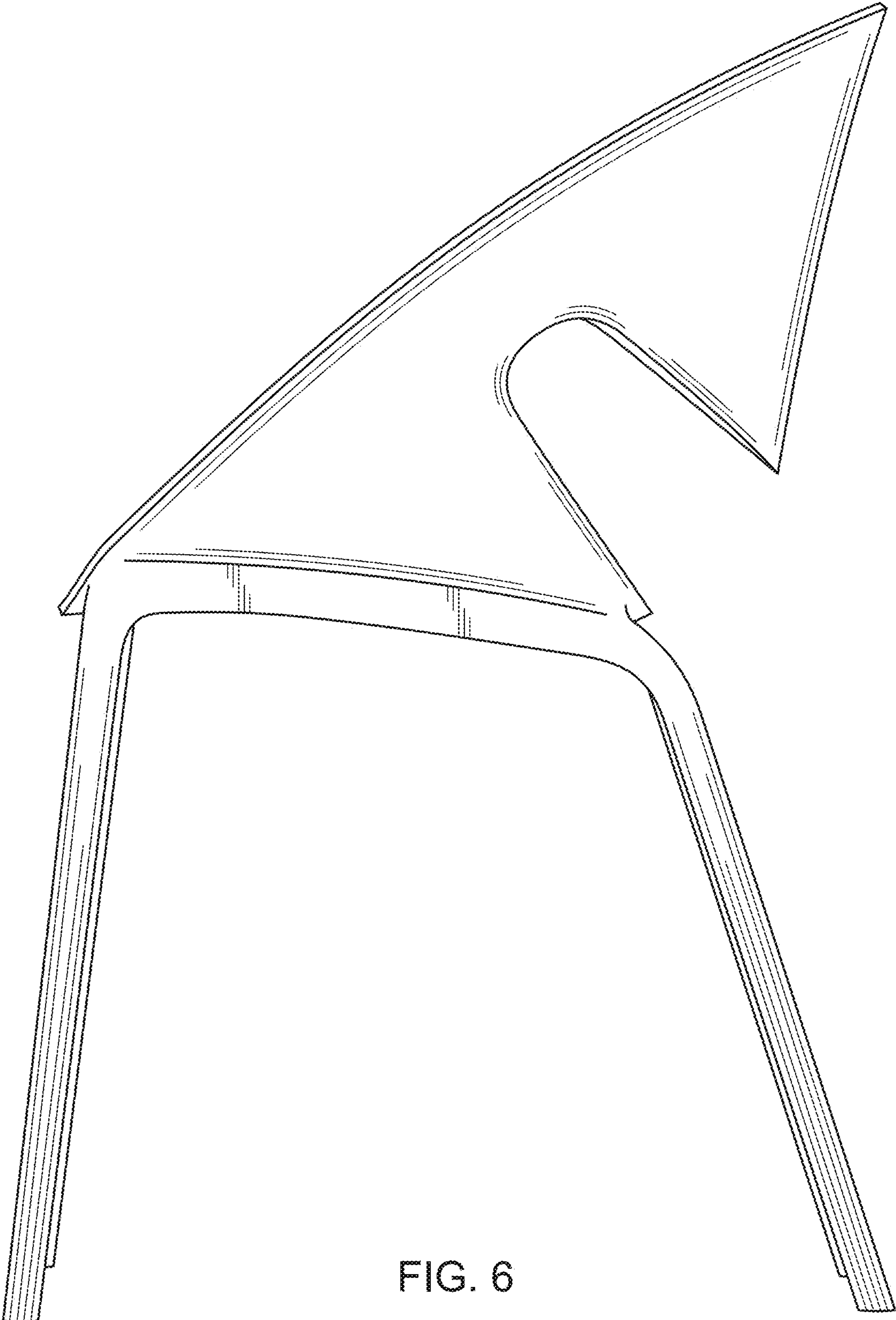


FIG. 6

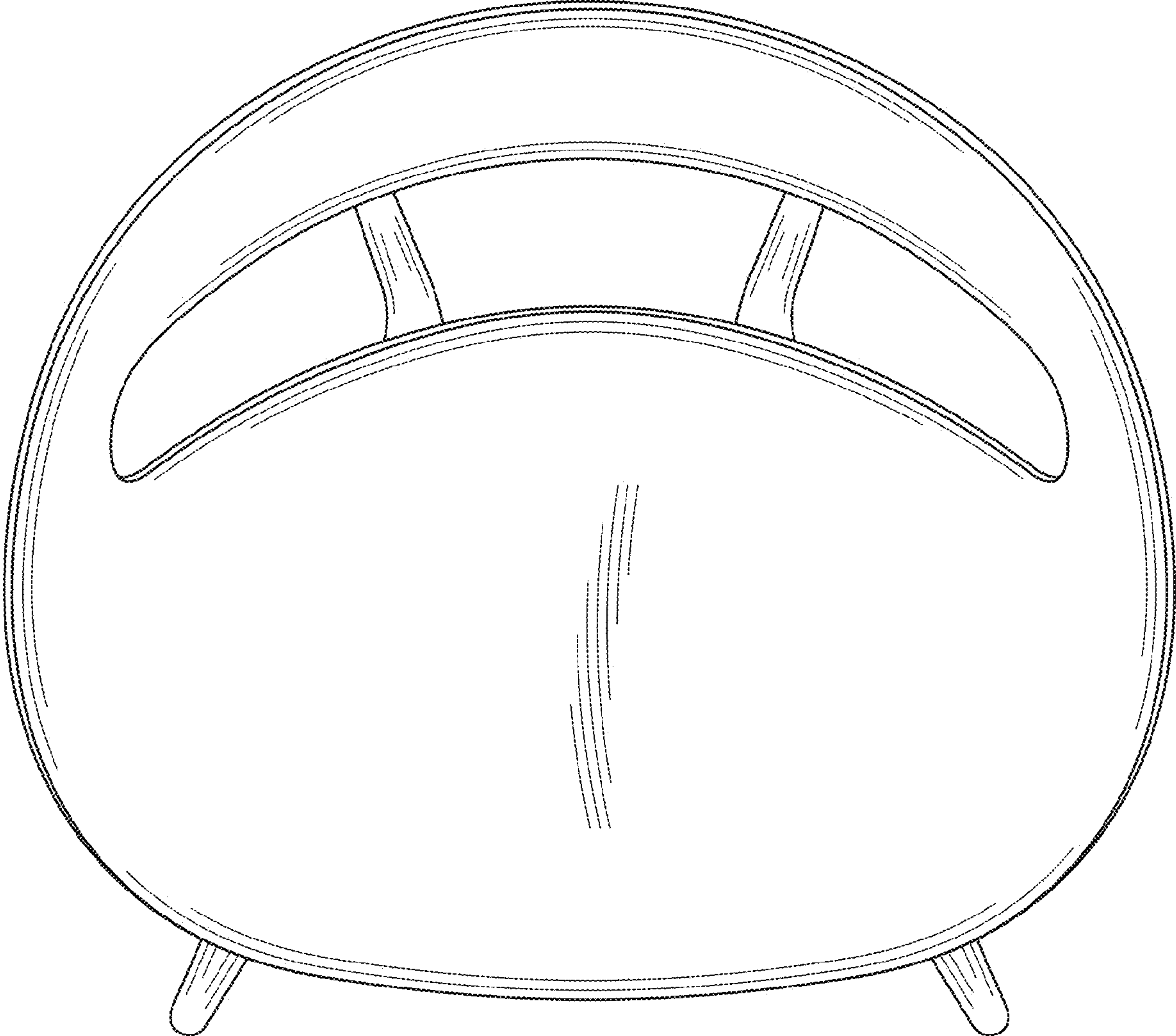


FIG. 7