



US00D944532S

(12) **United States Design Patent**
Brugora

(10) **Patent No.:** **US D944,532 S**
(45) **Date of Patent:** **** *Mar. 1, 2022**

(54) **BRUSH ROLL**
(71) Applicant: **Carl Freudenberg KG**, Weinheim (DE)

D674,611 S * 1/2013 Gullatt D4/122
D677,469 S * 3/2013 Seehoff D4/122
D855,333 S * 8/2019 Ando D4/128

(72) Inventor: **Alessandro Brugora**, Cernusco sul Naviglio (IT)
(73) Assignee: **CARL FREUDENBERG KG**, Weinheim (DE)

OTHER PUBLICATIONS

Lanmu Brush, announced Nov. 2019 [online], [site visited Aug. 5, 2021]. Available from internet, URL: https://www.amazon.com/LANMU-Replacement-NV800W-DuoClean-Cleaner/dp/B07ZD6BYB2/ref=sr_1_7?dchild=1&keywords=vacuum+brush+roll&qid=1628181544&sr=8-7 (Year: 2019).*

(*) Notice: This patent is subject to a terminal disclaimer.

Bissel Brush, announced 2021 [online], [site visited Aug. 5, 2021]. Available from internet, URL: <https://www.walmart.com/ip/Brush-Roll-for-Bissell-Crosswave-Cordless-2554A-2590-Pet-Brush/496377146?wmlspartner=wlp&selectedSellerId=101068069> (Year: 2021).*

(**) Term: **15 Years**

Amyehouse Brush, announced 2021 [online], [site visited Aug. 5, 2021]. Available from internet, URL: https://www.amazon.com/Amyehouse-Multi-Surface-Replacement-CrossWave-Cordless/dp/B094NKGQLB/ref=sr_1_28_sspa Amyehouse announced 2021 [online], [site visited Aug. 5, 2021]. Available from internet, URL: (Year: 2021).*

(21) Appl. No.: **29/715,674**

(22) Filed: **Dec. 4, 2019**

U.S. Appl. No. 29/715,519, filed Dec. 3, 2019.

(30) **Foreign Application Priority Data**

Jun. 4, 2019 (EM) 006562252

(Continued)

(51) **LOC (13) Cl.** **04-01**

Primary Examiner — Cynthia Ramirez

(52) **U.S. Cl.**
USPC **D4/122**

Assistant Examiner — Tamara L Hahn

(58) **Field of Classification Search**
USPC D4/114-137; D32/31, 51; D28/65, 7, D28/21; D24/146

(74) *Attorney, Agent, or Firm* — Leydig, Voit & Mayer, Ltd.

CPC ... A46B 13/001; A46B 13/006; A46B 13/003; A46B 13/005; A46B 7/026; A46B 7/06; A46B 7/10; A46B 9/021; B05C 17/0207

(57) **CLAIM**

The ornamental design for a brush roll, as shown and described.

See application file for complete search history.

DESCRIPTION


(56) **References Cited**

FIG. 1 is a top view of a brush roll showing my new design; FIG. 2 is a front view thereof; FIG. 3 is a bottom view thereof; FIG. 4 is a rear view thereof; FIG. 5 is an enlarged left side view thereof; and, FIG. 6 is an enlarged right side view thereof.

U.S. PATENT DOCUMENTS

3,186,019 A * 6/1965 Hattori A46B 9/06 15/179
5,923,940 A * 7/1999 Baldwin G03G 21/0035 399/353
D625,107 S * 10/2010 Kieler D4/122

1 Claim, 6 Drawing Sheets



(56)

References Cited

OTHER PUBLICATIONS

U.S. Appl. No. 29/715,676, filed Dec. 4, 2019.

U.S. Appl. No. 29/715,678, filed Dec. 4, 2019.

U.S. Appl. No. 29/715,677, filed Dec. 4, 2019.

U.S. Appl. No. 29/715,679, filed Dec. 4, 2019.

* cited by examiner

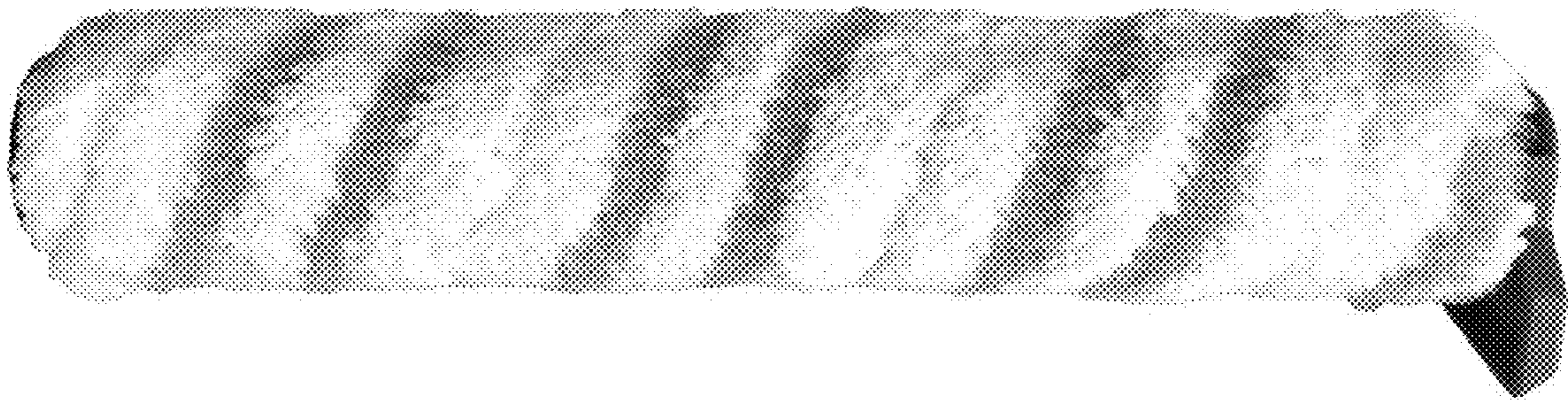


FIG. 1



FIG. 2



FIG. 3




FIG. 4




FIG. 5




FIG. 6