



US00D944527S

(12) **United States Design Patent**
Eriksson et al.

(10) **Patent No.:** **US D944,527 S**
(45) **Date of Patent:** **** Mar. 1, 2022**

(54) **LUGGAGE**

D627,162 S * 11/2010 Weng D3/279
D642,379 S * 8/2011 Buller D3/279
D710,608 S * 8/2014 Yoneno D3/279

(71) Applicant: **Thule Sweden AB**, Hillerstorp (SE)

(Continued)

(72) Inventors: **Henrik Eriksson**, Jönköping (SE);
Daniel Karlsson, Värnamo (SE);
Pontus Vargvik, Jönköping (SE);
Renee Slagter, Värnamo (SE)

FOREIGN PATENT DOCUMENTS

EM 007145461-0012 * 11/2019
JP D1597765 * 2/2018
WO WOD210836-001 * 10/2020

(73) Assignee: **Thule Sweden AB**, Hillerstorp (SE)

OTHER PUBLICATIONS

(**) Term: **15 Years**

Thule Revolve—22.0 in Hand Luggage, first available Jan. 14, 2019, amazon.com [online], [site visited Nov. 17, 2021], Available at URL: <https://www.amazon.com/Thule-Revolve-22-Carry-On-Luggage/dp/B07L5FCTGK?th=1> (Year: 2019).*

(21) Appl. No.: **29/736,305**

(Continued)

(22) Filed: **May 29, 2020**

(51) **LOC (13) Cl.** **03-01**

(52) **U.S. Cl.**

USPC **D3/321**; D3/279

(58) **Field of Classification Search**

USPC D3/203.1–203.2, 203.5–203.6, 206, 254,
D3/263, 267–268, 272–273, 276, 279,
D3/281–290, 294, 299, 301, 303,
D3/318–319, 321, 327, 901–902
CPC .. A45C 1/024; A45C 3/00; A45C 3/02; A45C
2003/007; A45C 2003/008; A45C 5/00;
A45C 5/02; A45C 5/03; A45C 5/04;
A45C 5/06; A45C 5/14; A45C 5/005;
A45C 2005/032; A45C 2005/035; A45C
2005/037; A45C 2005/142; A45C
2005/148; A45C 7/00; A45C 7/0018;
A45C 7/0036; A45C 2011/003; A45C
13/02; A45C 13/28; A45C 13/36; A45C
13/385

See application file for complete search history.

Primary Examiner — Jeffrey D Asch
Assistant Examiner — Caitlin A Laverty
(74) *Attorney, Agent, or Firm* — Sterne, Kessler,
Goldstein & Fox P.L.L.C.

(57) **CLAIM**

The ornamental design for luggage, as shown and described.

DESCRIPTION

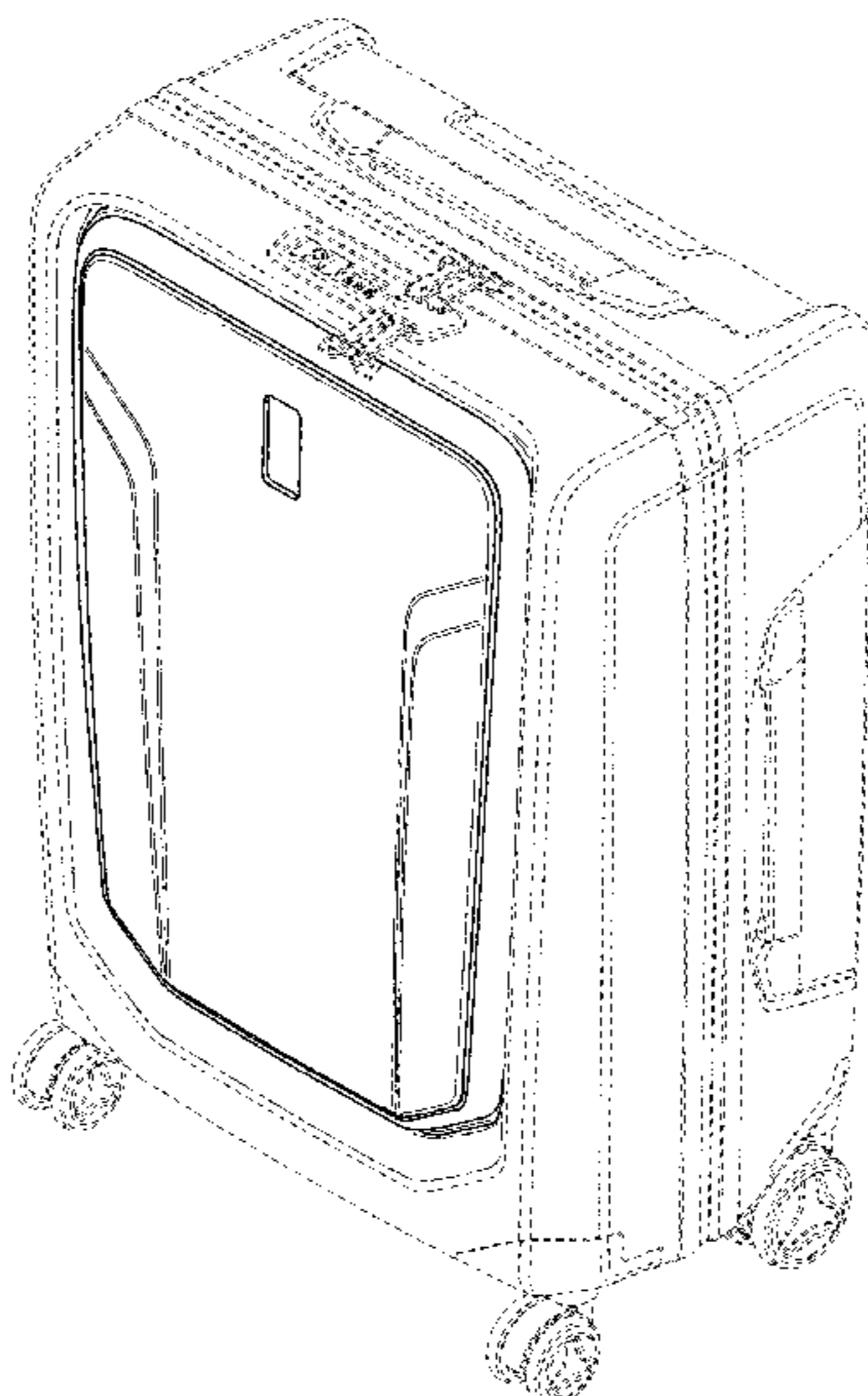
FIG. 1 is a top front perspective view of luggage showing the claimed design;
FIG. 2 is a bottom front perspective view thereof;
FIG. 3 is a front view thereof;
FIG. 4 is a rear view thereof;
FIG. 5 is a right side view thereof;
FIG. 6 is a left side view thereof;
FIG. 7 is a top view thereof; and,
FIG. 8 is a bottom view thereof.
The dashed broken lines in the figures show portions of the luggage that form no part of the claimed design.
The dot-dash broken lines in the figures show boundaries that form no part of the claimed design.

(56) **References Cited**

U.S. PATENT DOCUMENTS

D280,806 S * 10/1985 Hsu D12/410
D525,031 S * 7/2006 Miles D3/279
D591,952 S * 5/2009 Chu D3/322

1 Claim, 8 Drawing Sheets



(56)

References Cited

U.S. PATENT DOCUMENTS

D714,057 S * 9/2014 Hou D3/279
D796,838 S * 9/2017 Sijmons D3/279
D804,825 S * 12/2017 Moon D3/321
D843,114 S * 3/2019 Sanz D3/318
D853,722 S * 7/2019 Wu D3/279
D863,765 S 10/2019 Eriksson
D933,363 S * 10/2021 Sanz D3/279

OTHER PUBLICATIONS

Luggage Set Hard Shell With Spinner Goodyear Wheels, unknown first available date, amazon.com [online], [site visited Nov. 17, 2021], Available at URL: <https://www.amazon.com/Luggage-Shell-Spinner-Goodyear-Wheels/dp/B08HS1JSSB/> (Year: 2021).*

* cited by examiner

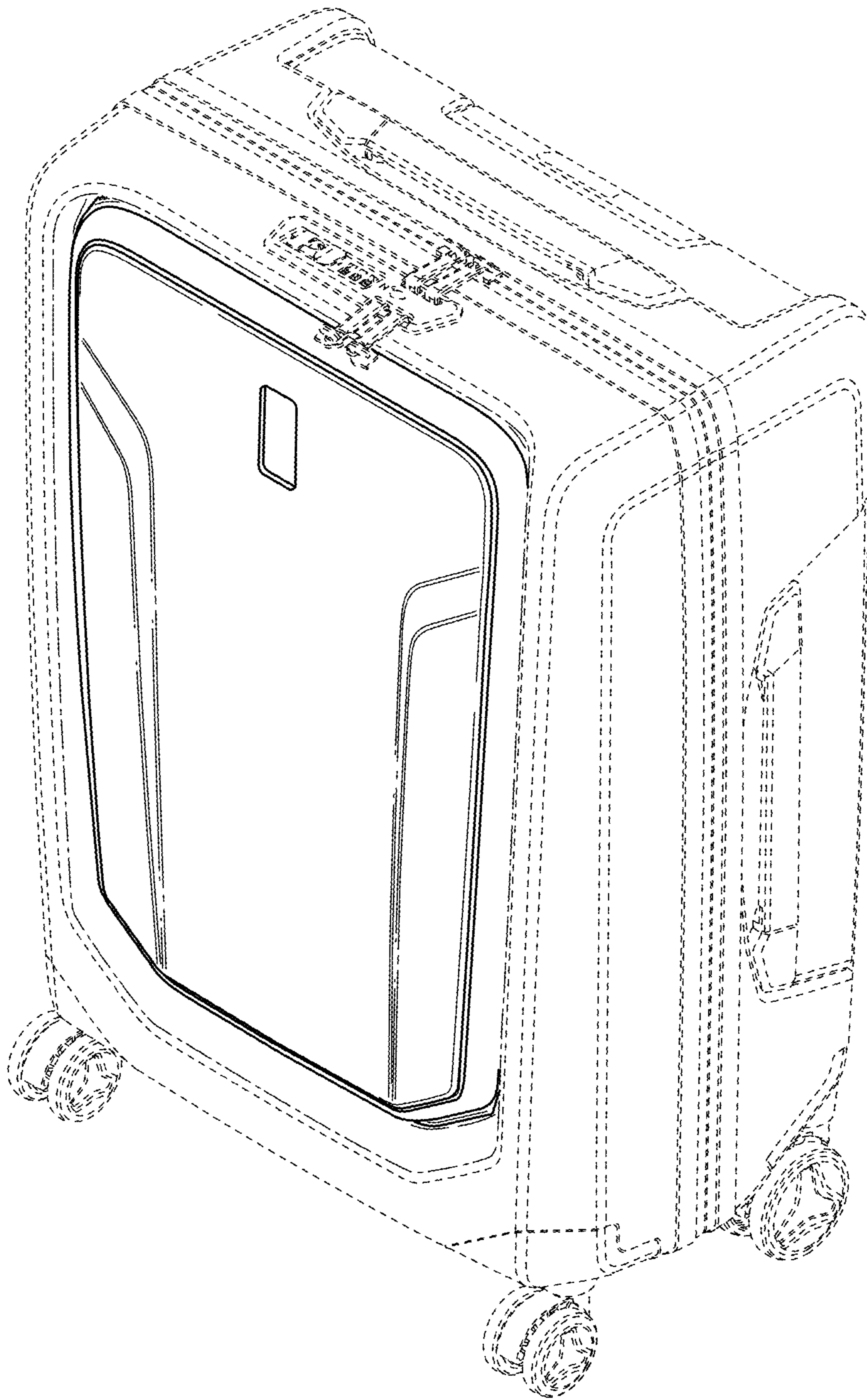


FIG. 1

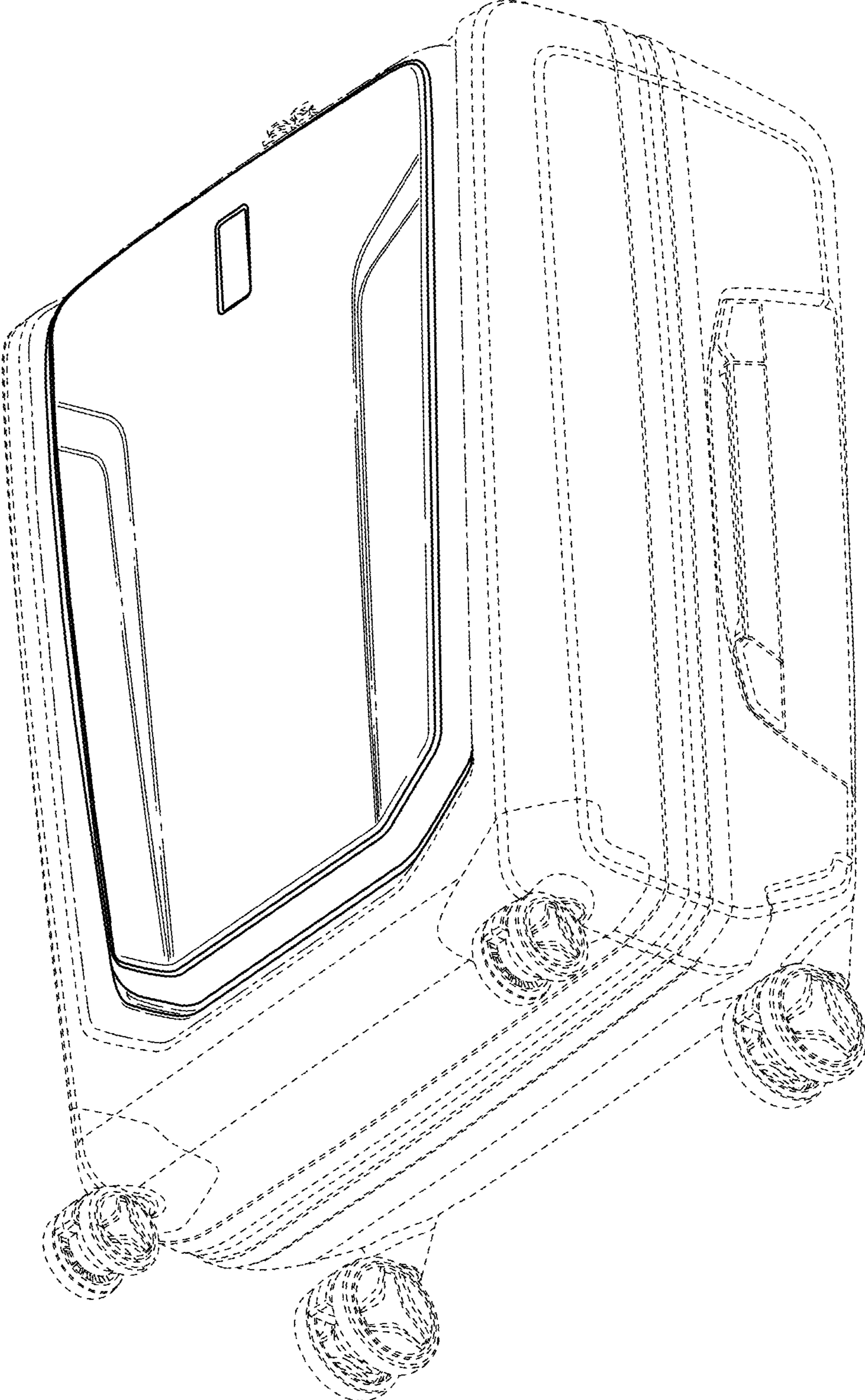


FIG. 2

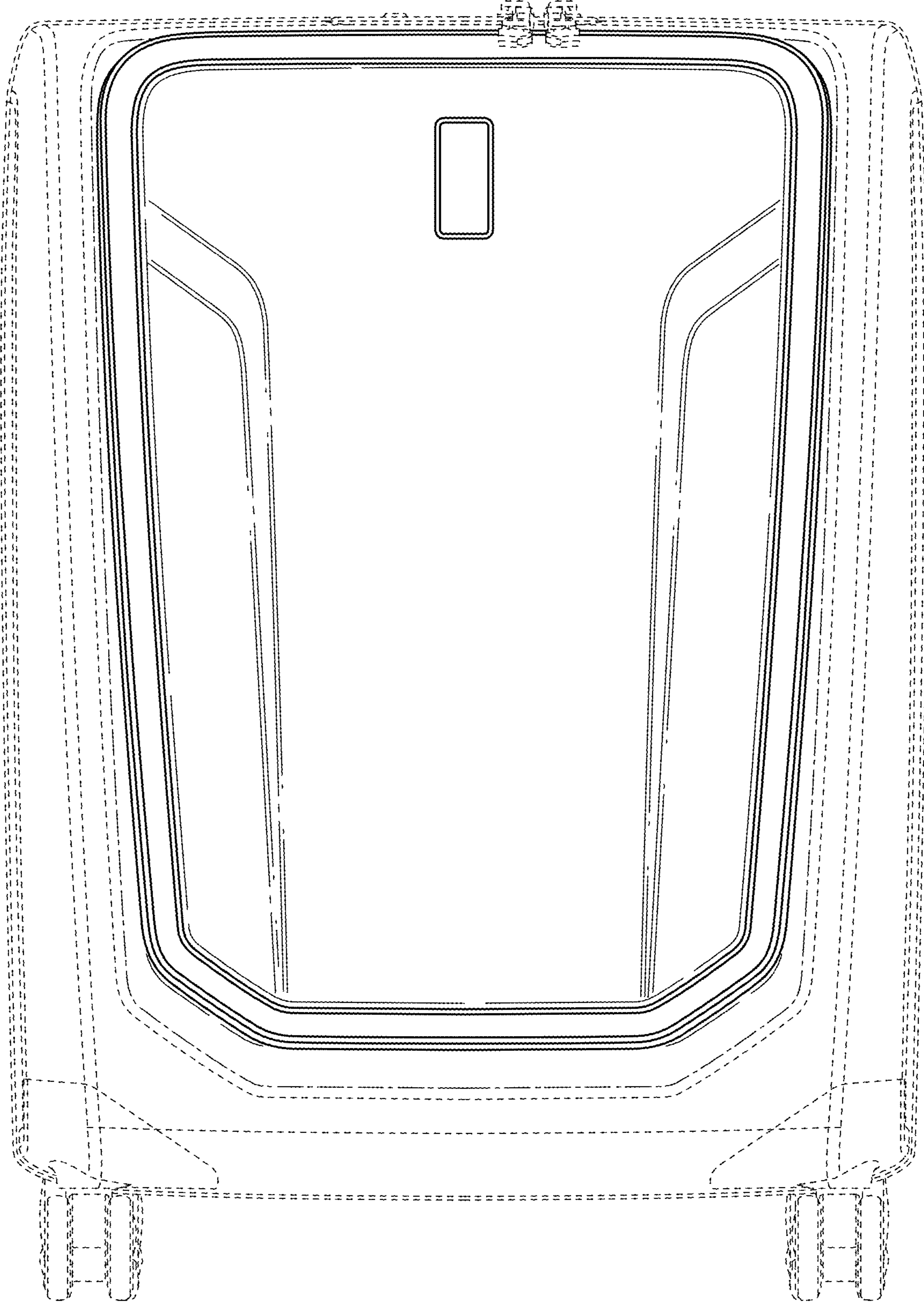


FIG. 3

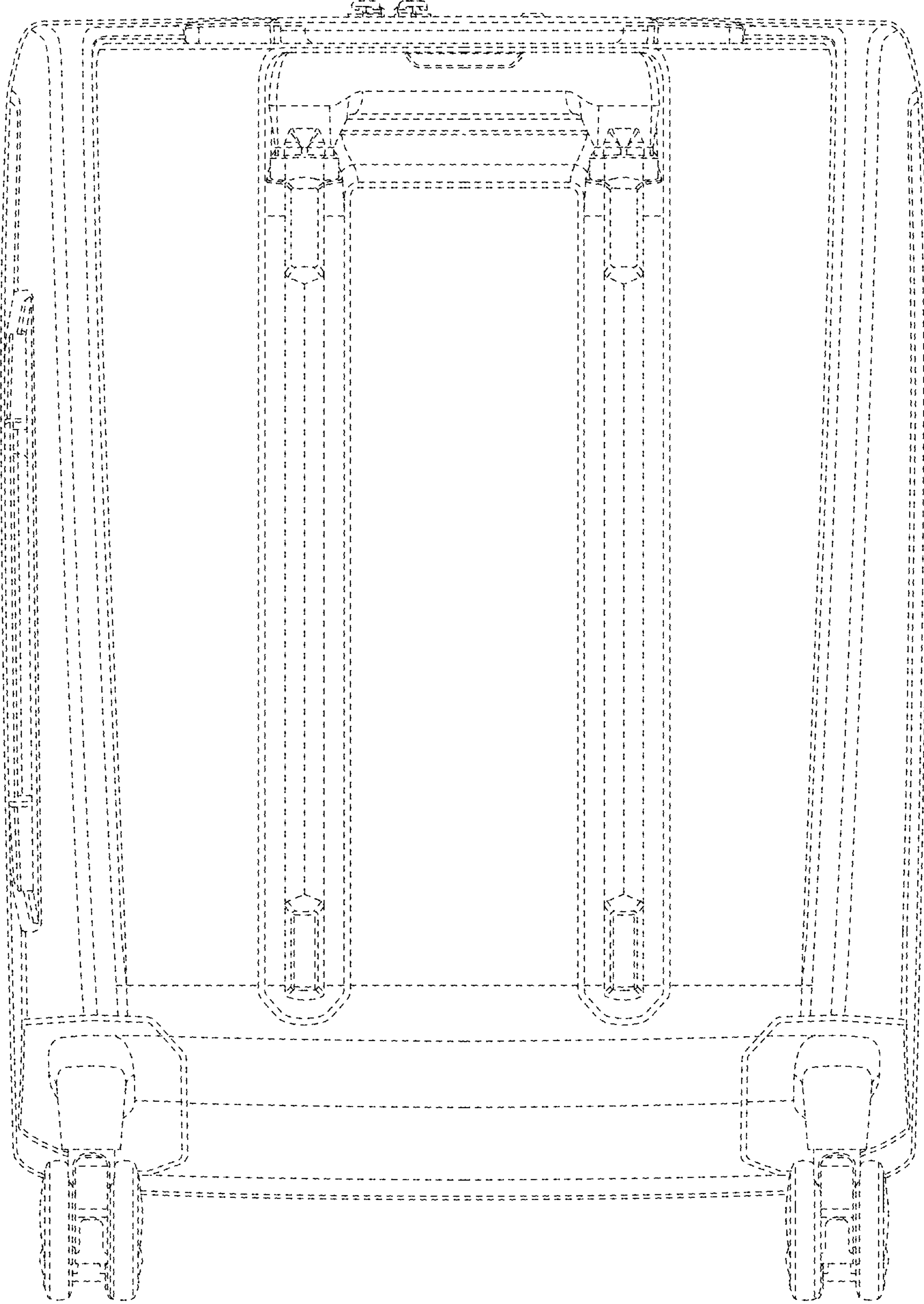


FIG. 4

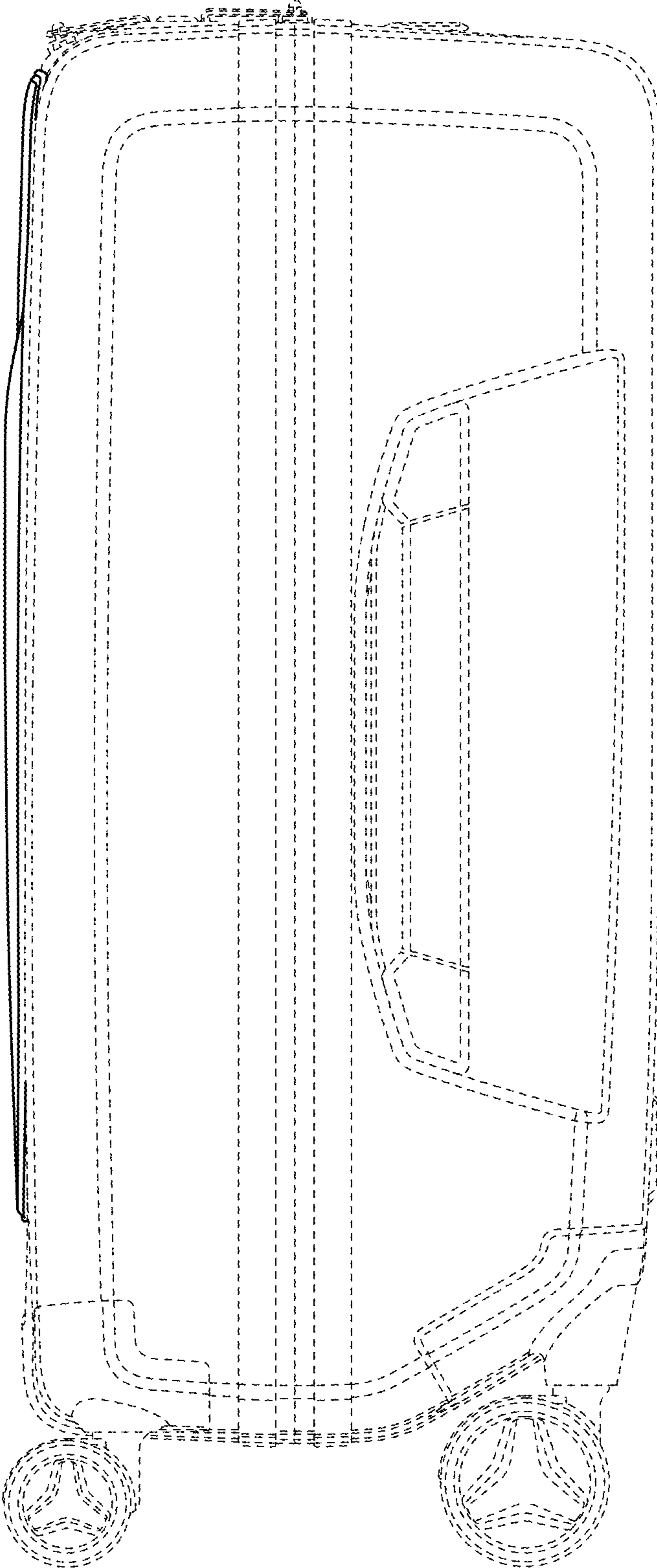


FIG. 5




FIG. 6




FIG. 7

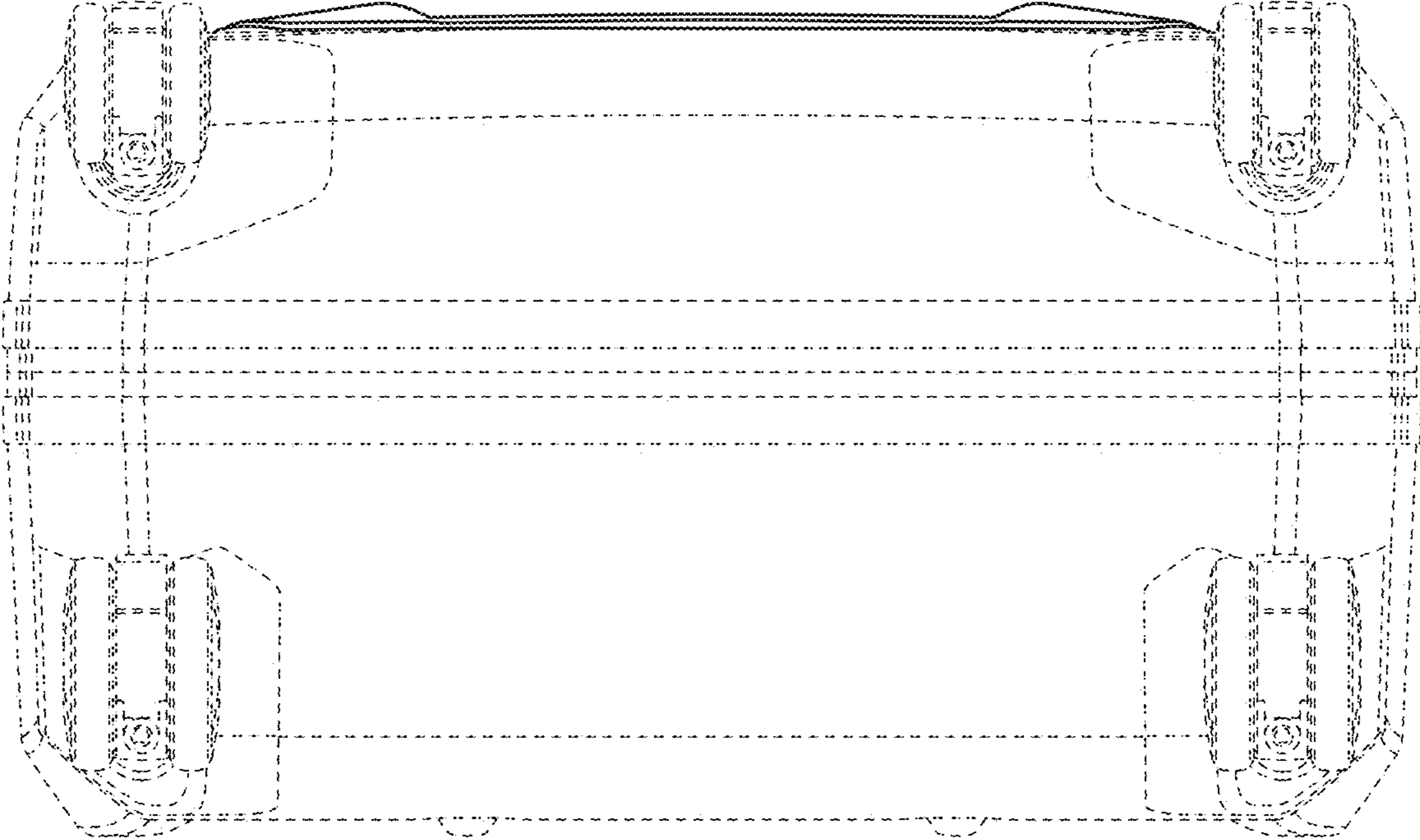


FIG. 8