



US00D944516S

(12) **United States Design Patent** (10) **Patent No.:** **US D944,516 S**
Lin (45) **Date of Patent:** **** Mar. 1, 2022**

(54) **BAG**
(71) Applicant: **Chao Lin**, Fujian (CN)
(72) Inventor: **Chao Lin**, Fujian (CN)

D899,086 S * 10/2020 Bristol D3/289
D913,688 S 3/2021 Zeller et al.
D915,070 S 4/2021 Wang
D925,445 S * 7/2021 Bennett D13/108
D939,207 S * 12/2021 Zhao D3/217
2017/0104352 A1* 4/2017 Stratton H02J 7/0045

(**) Term: **15 Years**

OTHER PUBLICATIONS

(21) Appl. No.: **29/781,191**
(22) Filed: **Apr. 28, 2021**
(51) **LOC (13) Cl.** **03-01**
(52) **U.S. Cl.**
USPC **D3/232; D3/285**
(58) **Field of Classification Search**
USPC D3/226, 273, 276, 285, 286, 289, 301,
D3/217, 290, 231, 204, 299, 218, 232,
D3/246
CPC A45C 2013/026; A45C 11/00; A45C
2003/008; A45F 3/04
See application file for complete search history.

Myabetic, "Thompson Diabetes Travel Carry-All", First reviewed Jul. 29, 2015. (<https://www.myabetic.com/collections/diabetes-cases/products/thompson-diabetes-travel-carry-all>) (Year: 2015).*
Kickstarter, "DELOOP", First started May 27, 2014. (<https://www.kickstarter.com/projects/1979931063/delooop-the-evolution-of-the-headphone-bag/description>) (Year: 2014).*

* cited by examiner

Primary Examiner — April Rivas
(74) *Attorney, Agent, or Firm* — ScienBiziP, P.C.

(57) **CLAIM**

The ornamental design for a bag, as shown and described.

DESCRIPTION

(56) **References Cited**

U.S. PATENT DOCUMENTS

D394,949 S * 6/1998 Petto D3/245
D402,460 S * 12/1998 Moor D3/217
D418,287 S * 1/2000 Moor D3/201
D426,056 S * 6/2000 Gaines D3/217
D427,764 S * 7/2000 Conway D3/203.5
D442,368 S * 5/2001 Spence, Jr. D3/283
D446,013 S * 8/2001 Pironti D3/287
D516,813 S * 3/2006 Tortorella D3/301
D547,948 S * 8/2007 Friedman D3/271.9
D604,950 S * 12/2009 Greiner D3/246
D764,165 S * 8/2016 Lagerfeld D3/246
D887,130 S * 6/2020 Pham D3/232
D894,601 S * 9/2020 Haynes D3/294

FIG. 1 is a front, left, and top perspective view of a bag, showing my design.

FIG. 2 is a front elevation view thereof.

FIG. 3 is a rear elevation view thereof.

FIG. 4 is a left side elevation view thereof.

FIG. 5 is a right side elevation view thereof.

FIG. 6 is a top plan view thereof; and,

FIG. 7 is a bottom plan view thereof.

The broken lines shown in the drawings are included for the purpose of illustrating portions of the bag that form no part of the claimed design.

1 Claim, 7 Drawing Sheets





FIG. 1



FIG. 2

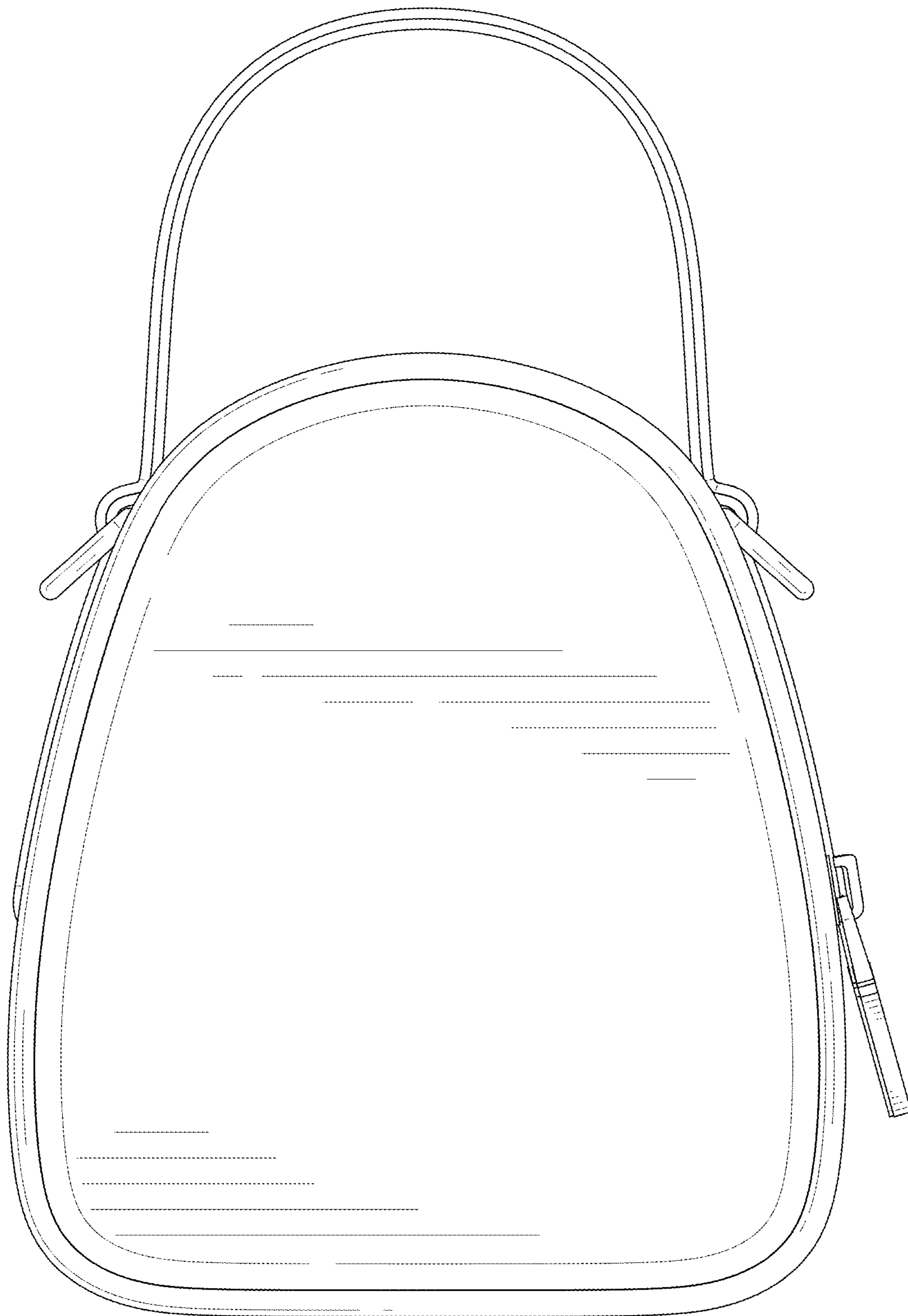


FIG. 3

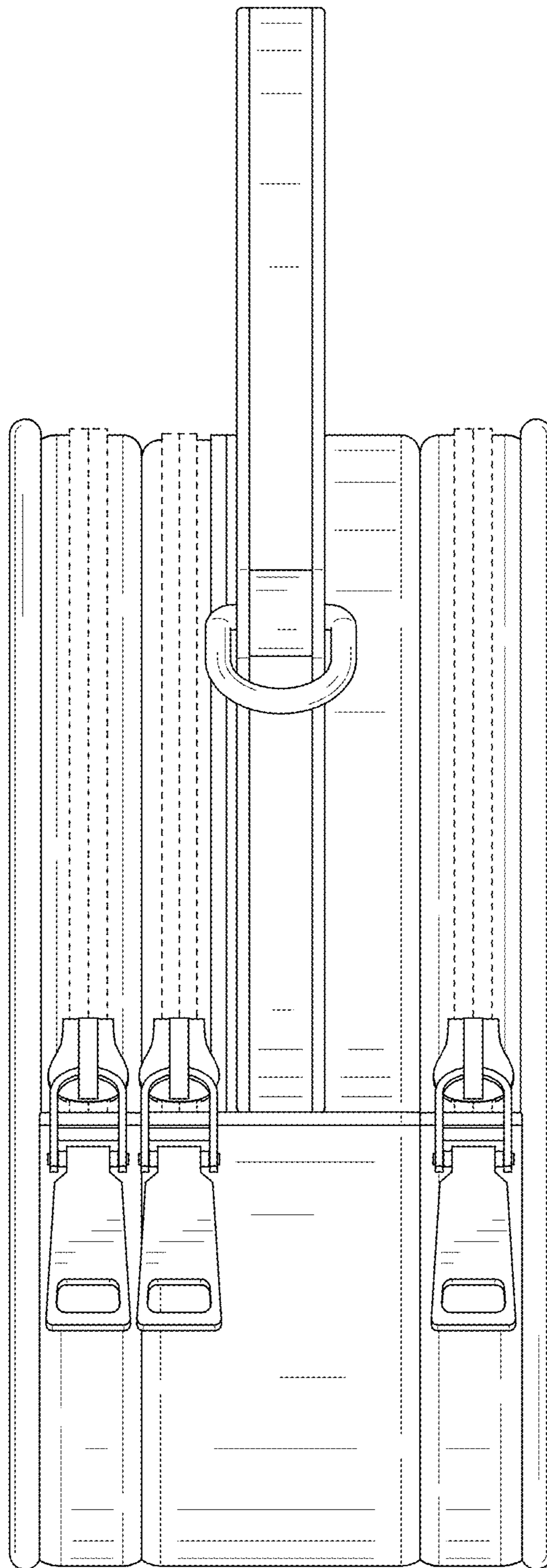


FIG. 4

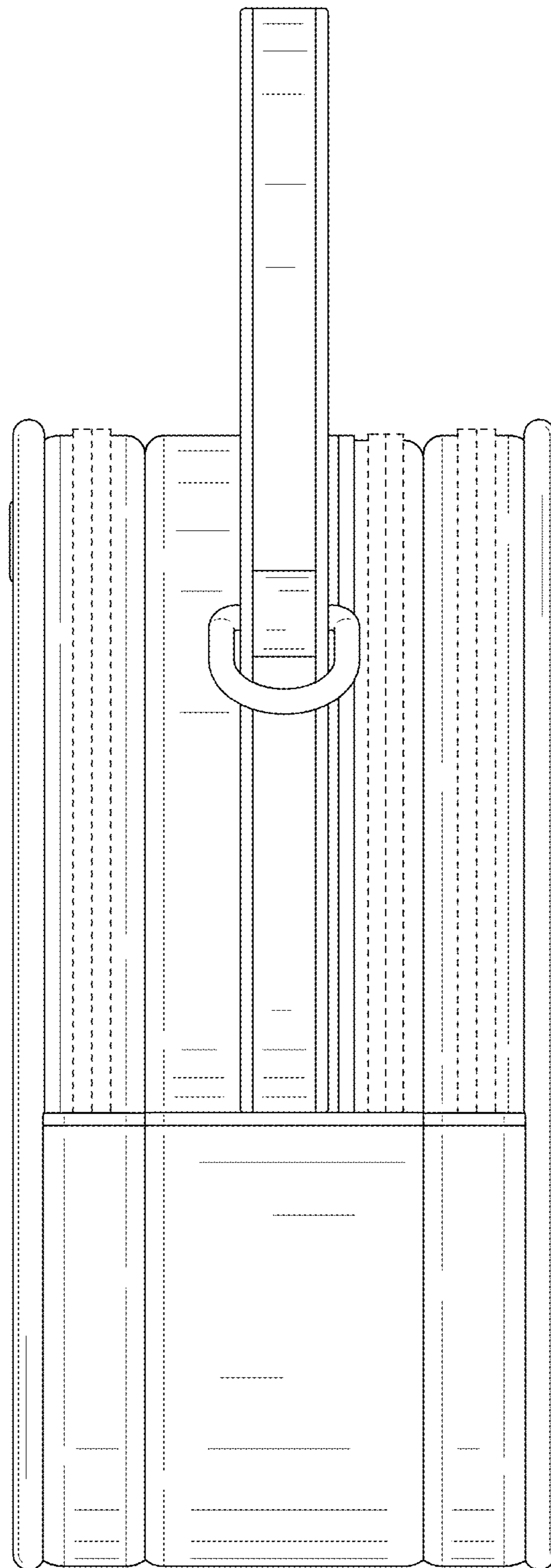


FIG. 5

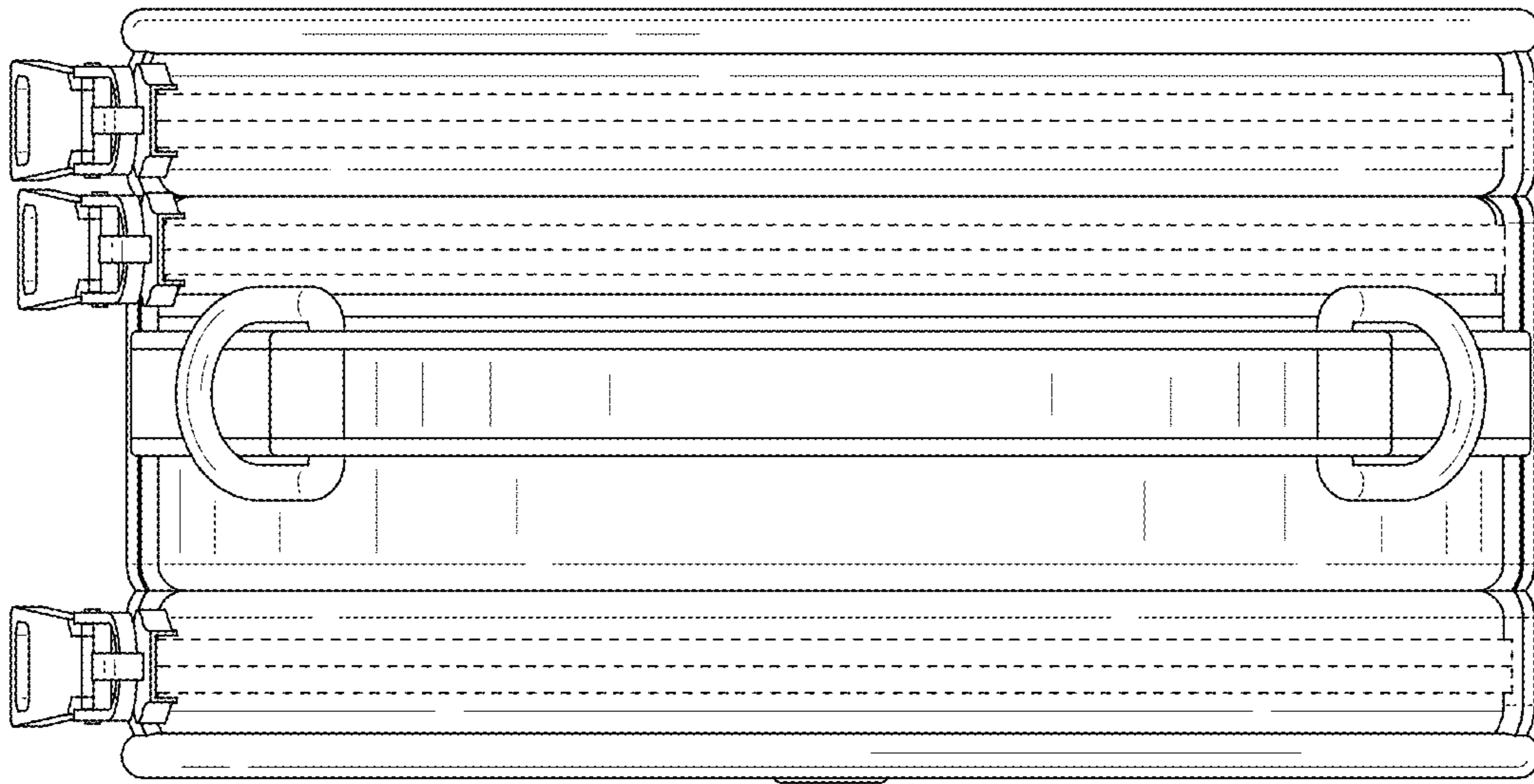


FIG. 6

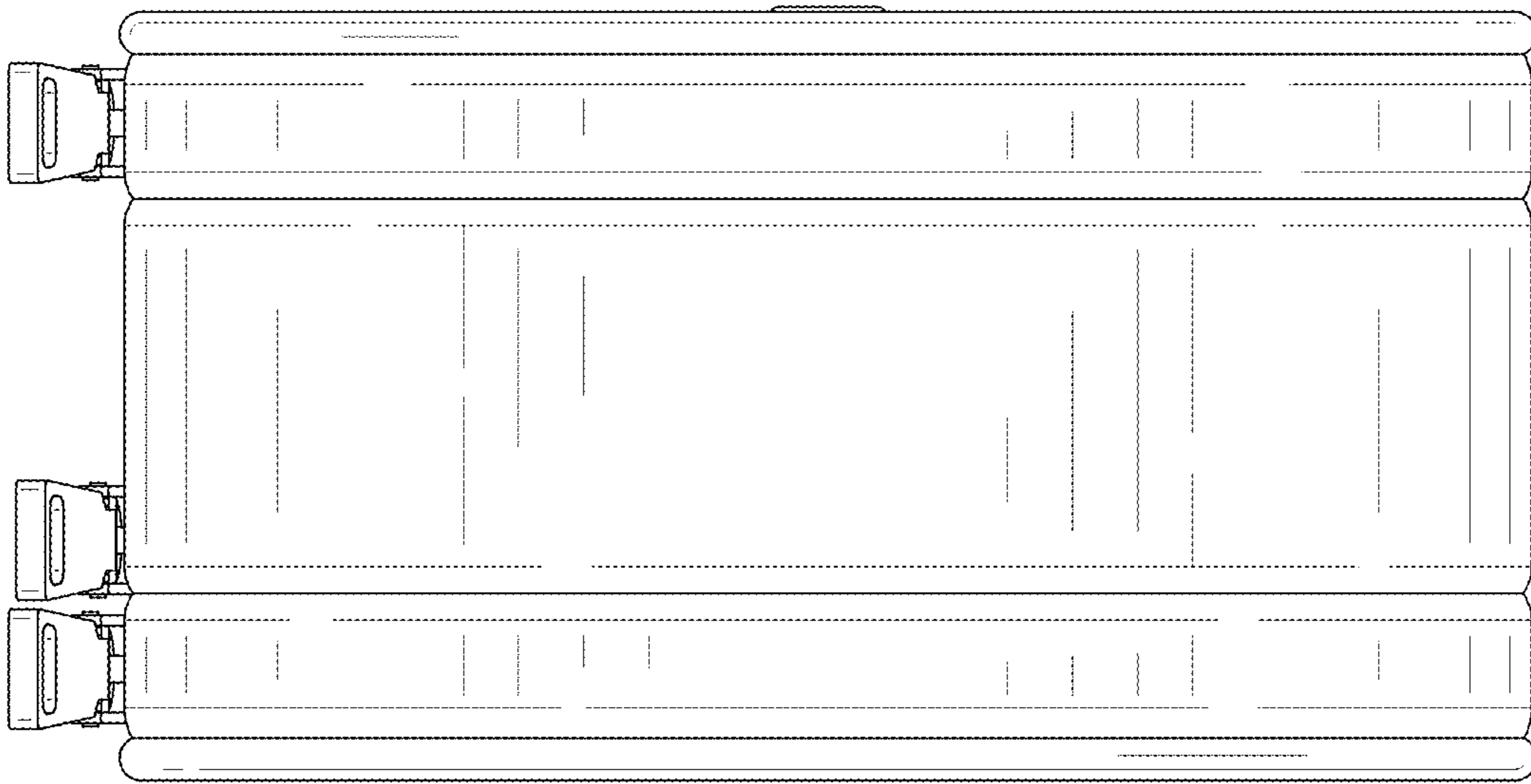


FIG. 7