



US00D944508S

(12) **United States Design Patent**
Portzline

(10) **Patent No.:** **US D944,508 S**
(45) **Date of Patent:** **** Mar. 1, 2022**

- (54) **FOOTWEAR SOLE**
- (71) Applicant: **Wolverine Outdoors, Inc.**, Rockford, MI (US)
- (72) Inventor: **William S. Portzline**, Portland, OR (US)
- (73) Assignee: **Wolverine Outdoors, Inc.**, Rockford, MI (US)
- (**) Term: **15 Years**
- (21) Appl. No.: **29/728,404**
- (22) Filed: **Mar. 18, 2020**
- (51) **LOC (13) Cl.** **02-04**
- (52) **U.S. Cl.**
USPC **D2/957; D2/947; D2/951; D2/953; D2/959; D2/960**
- (58) **Field of Classification Search**
USPC D2/902, 906, 908, 916, 918, 925, D2/946-962, 977; 36/3 B, 22 R, 24.5, 36/25 R, 28, 32 R, 34 R, 59 C, 67 A, 103
CPC A43B 13/00; A43B 13/02; A43B 13/023; A43B 13/026; A43B 13/04; A43B 13/08; A43B 13/10; A43B 13/12; A43B 13/14; A43B 13/141; A43B 13/143; A43B 13/16; A43B 13/18; A43B 13/181; A43B 13/187; A43B 13/189; A43B 13/20; A43B 13/22; A43B 13/223; A43B 13/24; A43B 13/28; A43B 13/30; A43B 13/32; A43B 13/34; A43B 13/36
See application file for complete search history.

- (56) **References Cited**
U.S. PATENT DOCUMENTS
5,319,866 A * 6/1994 Foley A43B 5/00 36/103
D490,596 S * 6/2004 Belley D2/956

D500,401 S *	1/2005	Matis	D2/953
D502,595 S *	3/2005	Sonnergren	D2/954
D556,989 S	12/2007	Horne et al.	
D564,192 S *	3/2008	Covatch	D2/953
D566,936 S *	4/2008	Schoenborn	D2/953
D566,938 S *	4/2008	Matis	D2/957
D569,592 S	5/2008	Banik et al.	
D571,088 S	6/2008	St-Louis et al.	
D574,131 S	8/2008	Banik et al.	
D586,993 S	2/2009	Banik et al.	
D591,946 S *	5/2009	St-Louis	D2/951
D594,191 S	6/2009	Banik	
D596,384 S	7/2009	Andersen et al.	
D615,740 S *	5/2010	Banik	D2/956
D674,173 S *	1/2013	Bramani	D2/902
D710,078 S *	8/2014	Joseph	D2/957
D717,033 S *	11/2014	Law	D2/957
D724,296 S *	3/2015	Law	D2/957
D811,705 S *	3/2018	Hughes	D2/957

(Continued)

Primary Examiner — T Chase Nelson
(74) *Attorney, Agent, or Firm* — Warner Norcross + Judd LLP

(57) **CLAIM**

The ornamental design for a footwear sole, as shown and described.

DESCRIPTION

FIG. 1 is a perspective view of the footwear sole embodying the new design;
FIG. 2 is a bottom view thereof;
FIG. 3 is a right side view thereof;
FIG. 4 is a left side view thereof;
FIG. 5 is a front view thereof; and,
FIG. 6 is a rear view thereof.
The broken lines depicting an article of footwear in FIGS. 1-6 form no part of the claimed design. Further, the broken lines immediately adjacent to the solid-line portions depict a boundary of the design, with the broken lines forming no part of the claimed design.

1 Claim, 5 Drawing Sheets





Fig. 1

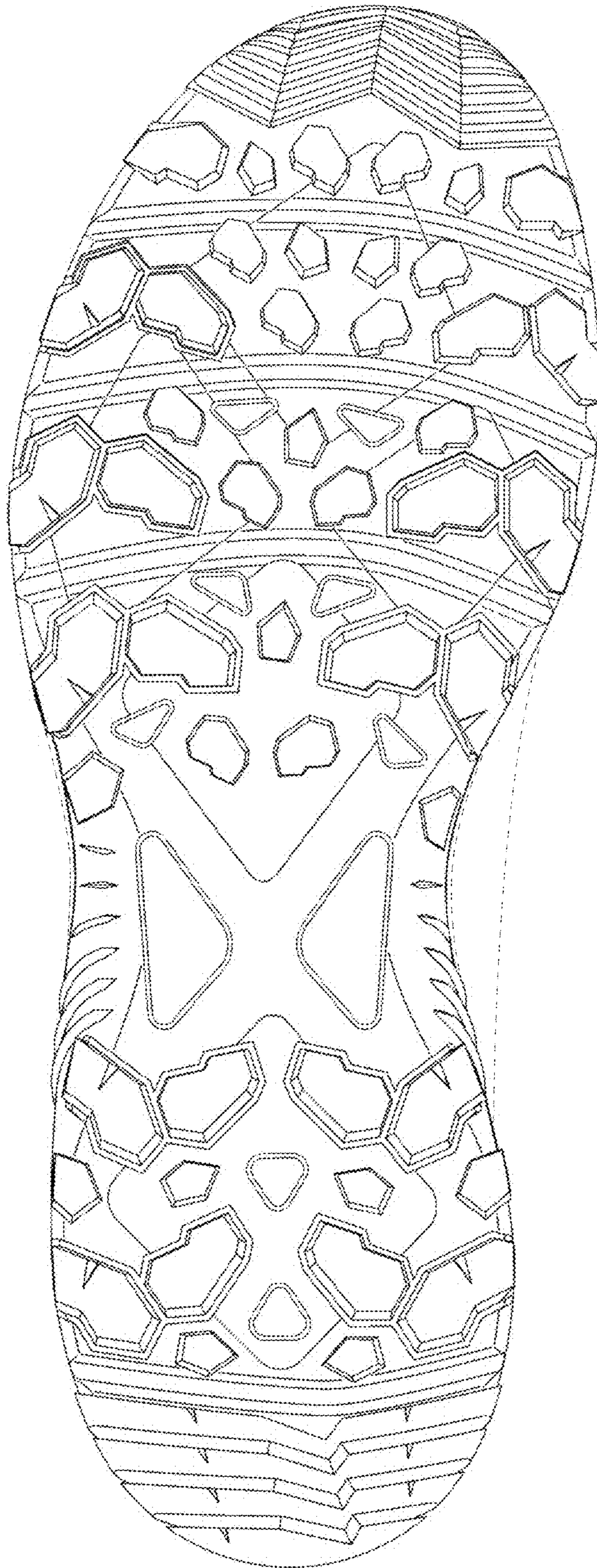


Fig. 2

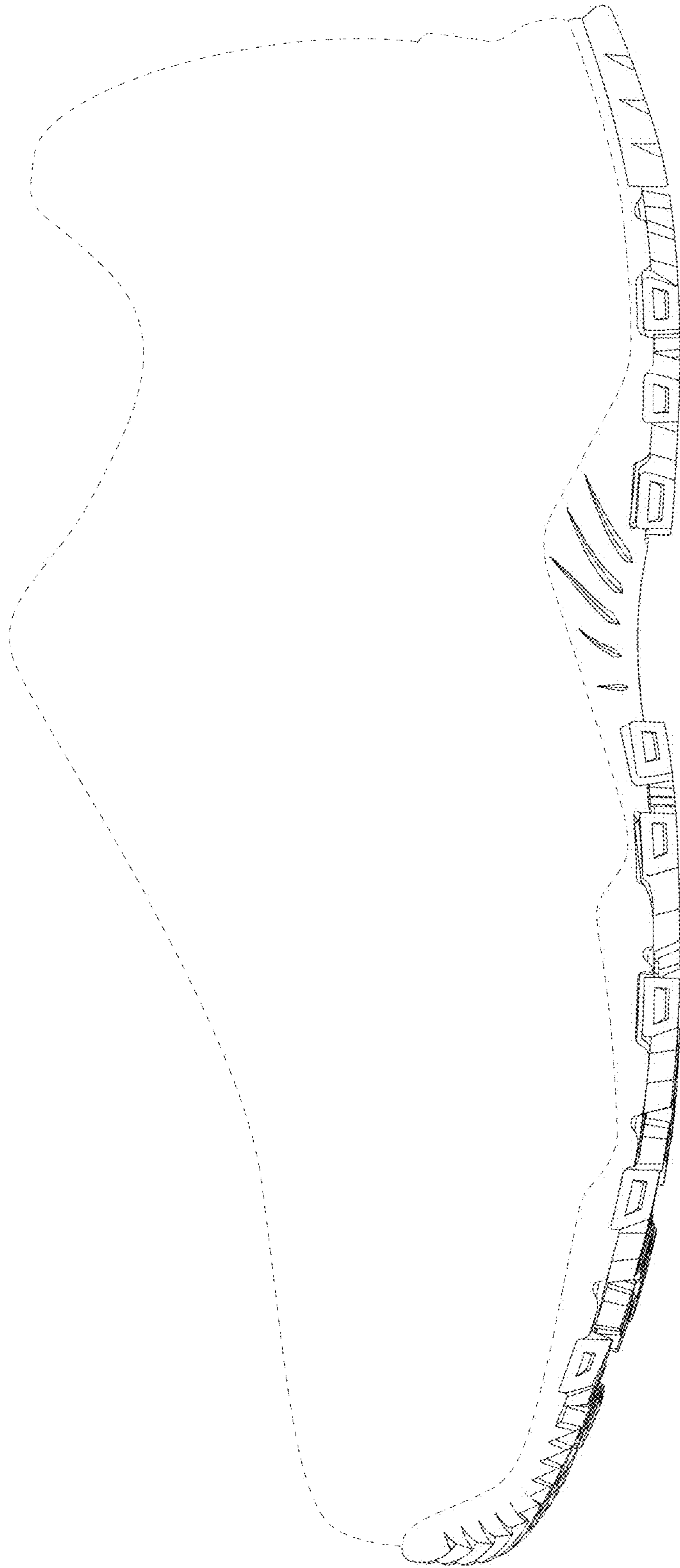


Fig. 3

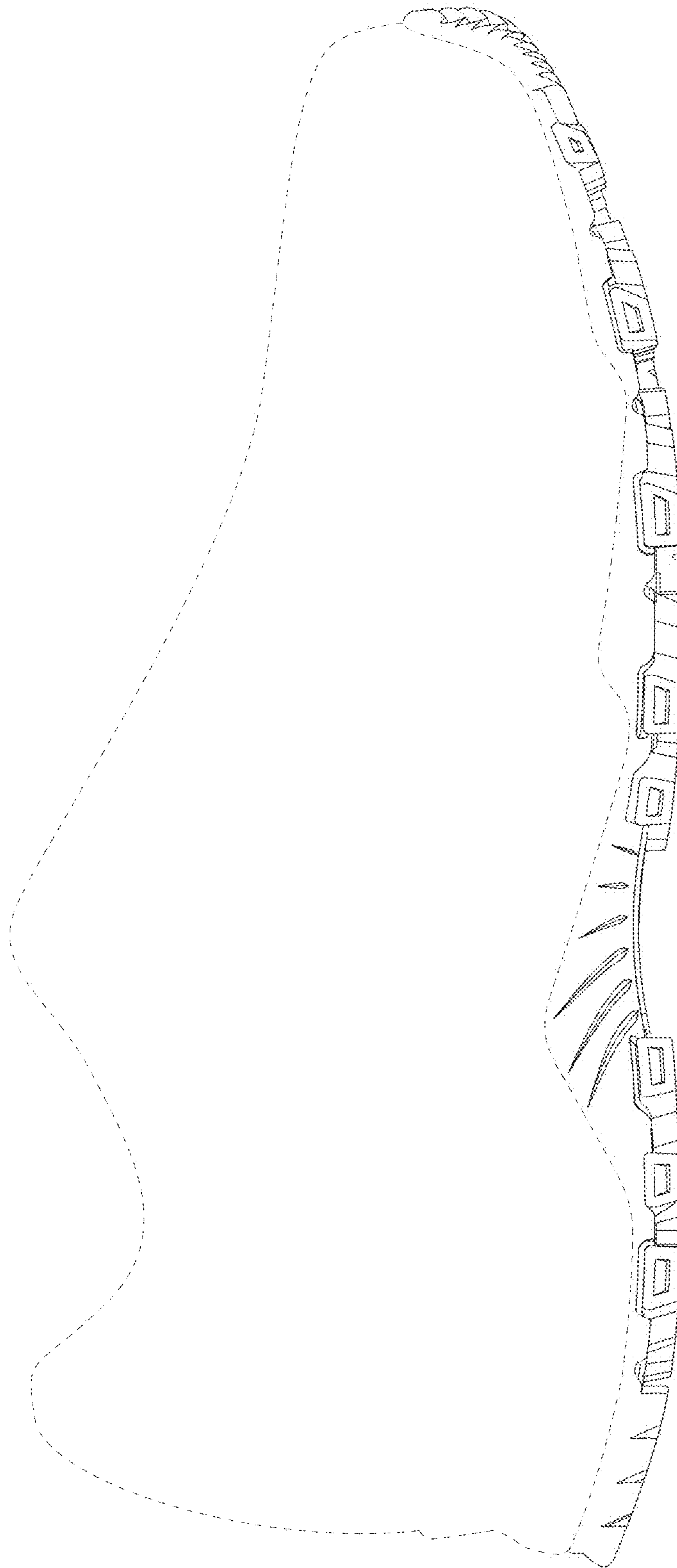


Fig. 4




Fig. 5

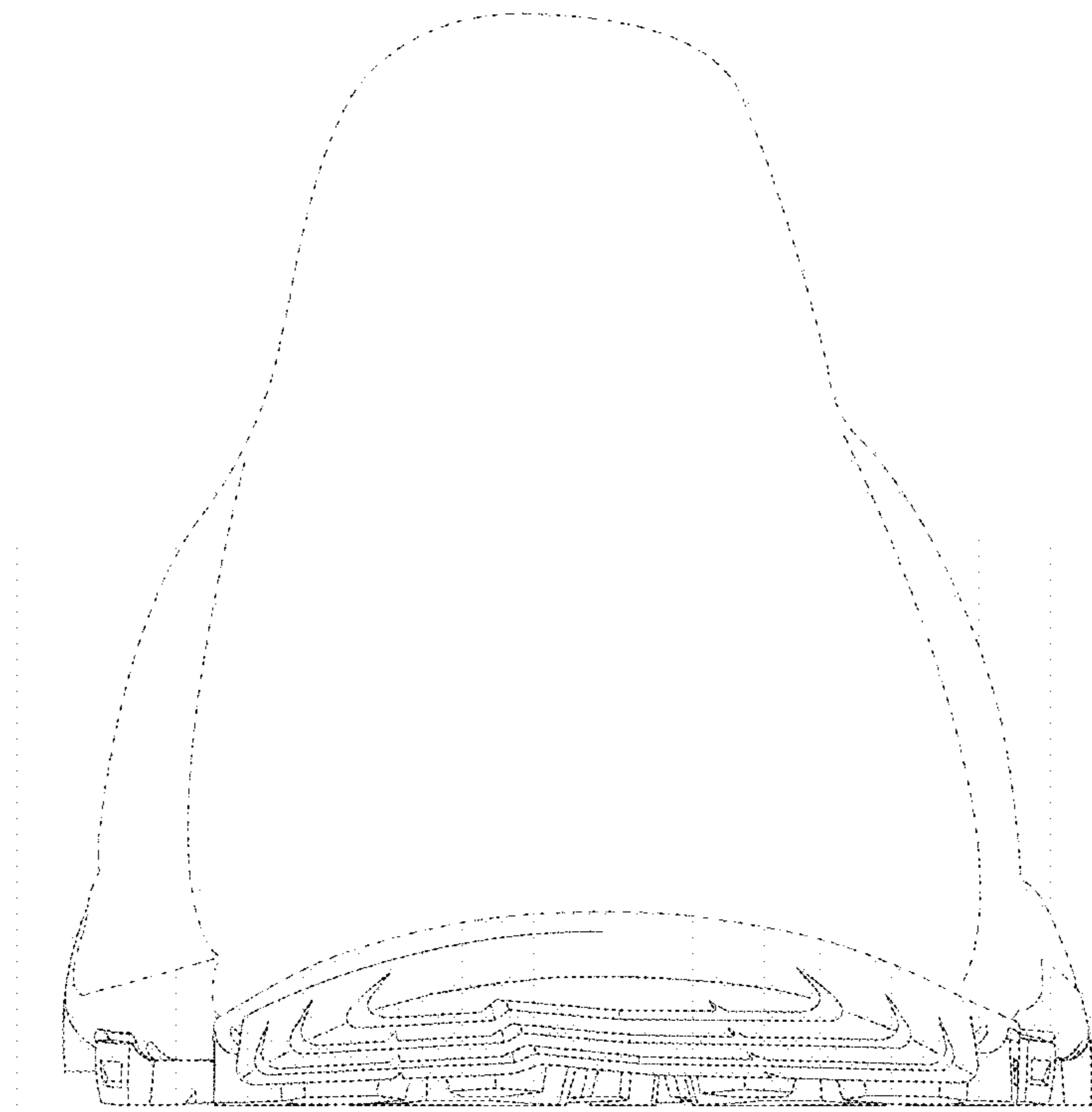


Fig. 6