



US00D944502S

(12) **United States Design Patent** (10) **Patent No.:** **US D944,502 S**
Jones (45) **Date of Patent:** **** Mar. 1, 2022**

(54) **SHOE**
(71) Applicant: **NIKE, Inc.**, Beaverton, OR (US)
(72) Inventor: **Evan Jones**, Portland, OR (US)
(73) Assignee: **NIKE, Inc.**, Beaverton, OR (US)

D899,035 S * 10/2020 Padilla D2/902
D901,141 S 11/2020 Jones
D905,388 S 12/2020 Jones
D918,550 S * 5/2021 Amago D2/947
D923,299 S * 6/2021 Hardman D2/947
D925,875 S * 7/2021 Nethongkome D2/947

(**) Term: **15 Years**
(21) Appl. No.: **29/697,762**

FOREIGN PATENT DOCUMENTS

(22) Filed: **Jul. 11, 2019**
(51) **LOC (13) Cl.** **02-04**
(52) **U.S. Cl.**
USPC **D2/947; D2/953**
(58) **Field of Classification Search**
USPC D2/902, 896, 904, 906-908, 946, 947,
D2/949, 951, 953, 954, 955, 956, 960,
D2/964, 967, 968, 972, 977
CPC ... A43B 13/181; A43B 13/141; A43B 13/186;
A43B 13/188; A43B 23/26; A43B 1/04;
A43B 23/00

CN 303673197 S 5/2016
CN 304124954 S 5/2017
CN 304181717 S 6/2017
CN 304181741 S 6/2017
CN 304429143 S 12/2017
CN 304580595 S 4/2018
CN 304840930 S 10/2018
CN 304970407 S 1/2019
CN 305150695 S 5/2019

See application file for complete search history.

* cited by examiner

Primary Examiner — T Chase Nelson
Assistant Examiner — Laura H Yu
(74) *Attorney, Agent, or Firm* — Banner & Witcoff, Ltd.

(56) **References Cited**

(57) **CLAIM**

The ornamental design for a shoe, as shown and described.

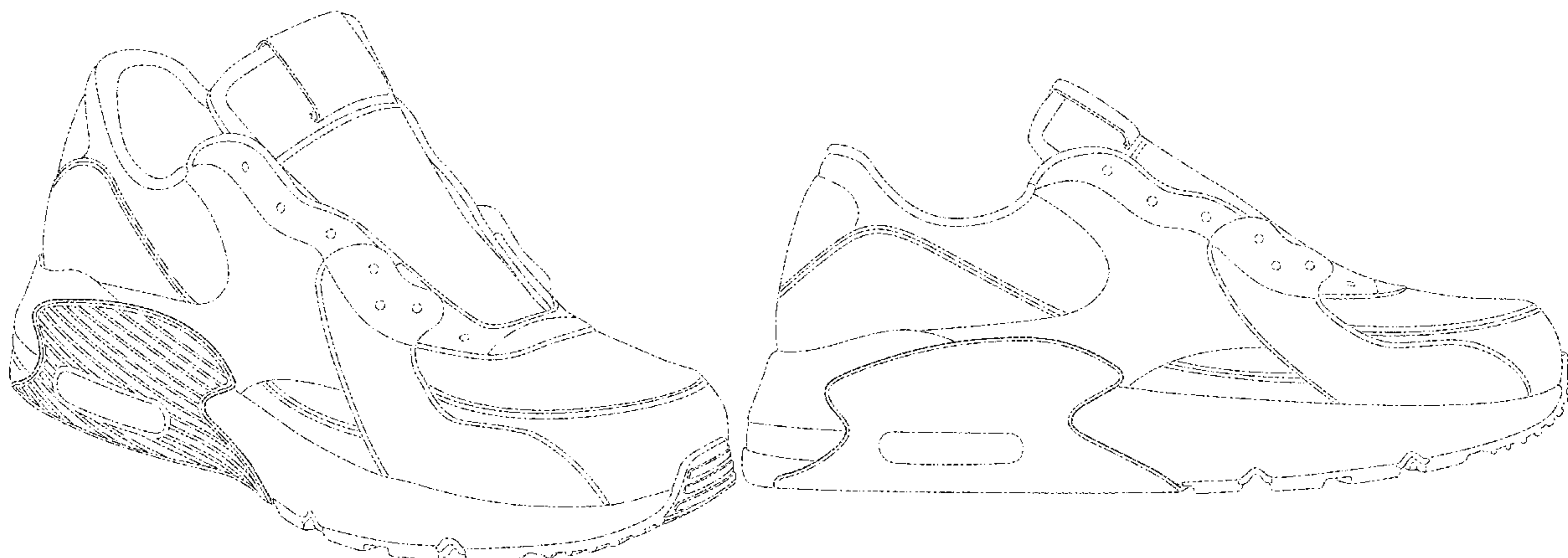
U.S. PATENT DOCUMENTS

DESCRIPTION

D310,442 S * 9/1990 Hatfield D2/969
D329,739 S * 9/1992 Hatfield D2/977
D339,674 S * 9/1993 Avar D2/977
D385,409 S * 10/1997 Smith, III D2/972
D391,069 S * 2/1998 Teague D2/972
D496,779 S 10/2004 Belley et al.
D878,716 S * 3/2020 Sassi D2/902
D883,617 S * 5/2020 Spring D2/902
D883,643 S * 5/2020 Jones D2/972
D883,644 S * 5/2020 Jones D2/972
D890,506 S * 7/2020 Goto D2/972
D894,542 S * 9/2020 Bidal D2/902
D894,544 S * 9/2020 Beaver D2/902
D895,939 S * 9/2020 Sassi D2/902

FIG. 1 is a front perspective view of a shoe showing my new design;
FIG. 2 is a side view thereof;
FIG. 3 is a front perspective view of a shoe showing the design of FIGS. 1-2 with disclaimed grooves omitted for clarity purposes; and,
FIG. 4 is a side view thereof.
The broken lines depicting the remainder of the shoe form no part of the claimed design.

1 Claim, 4 Drawing Sheets



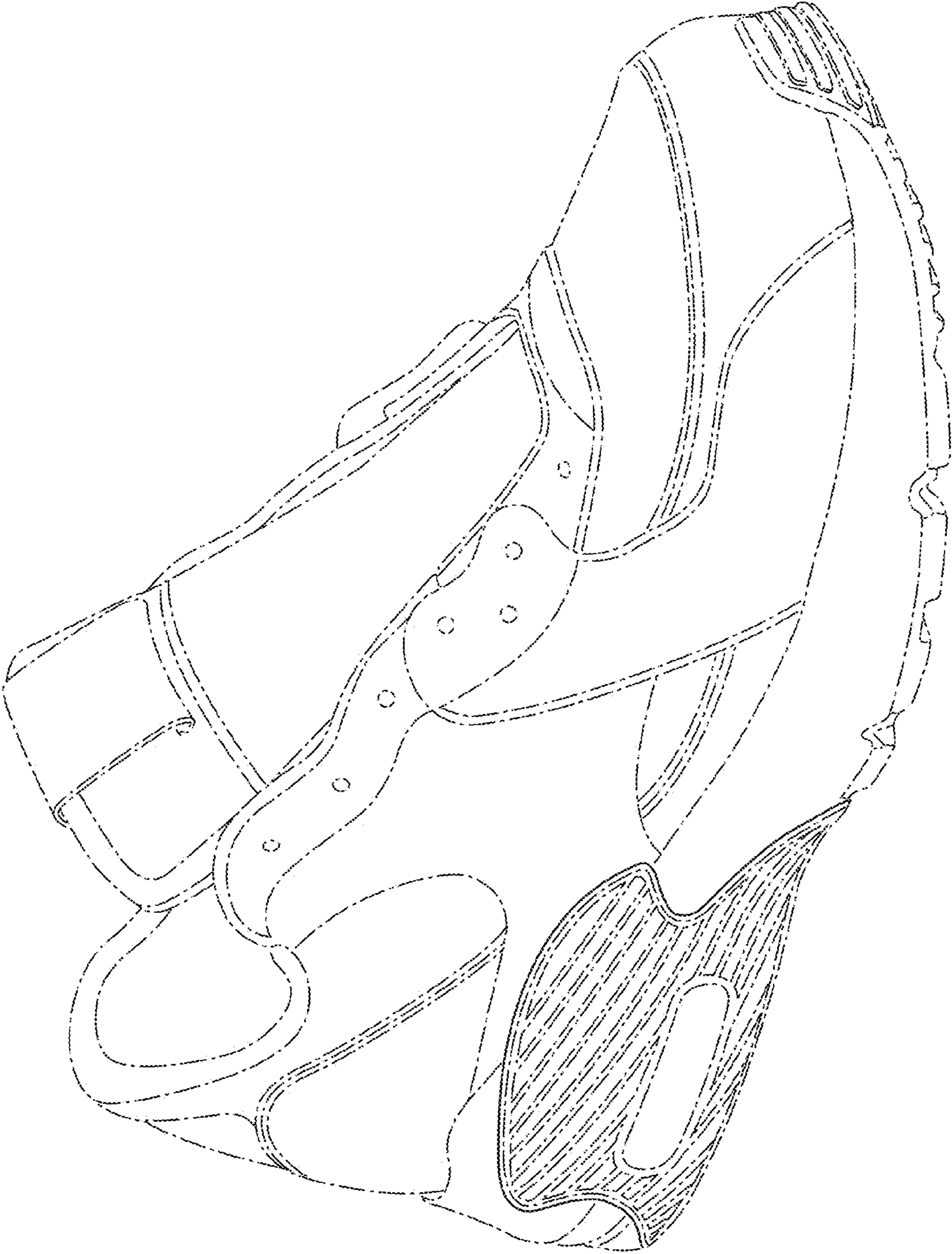


FIG. 1

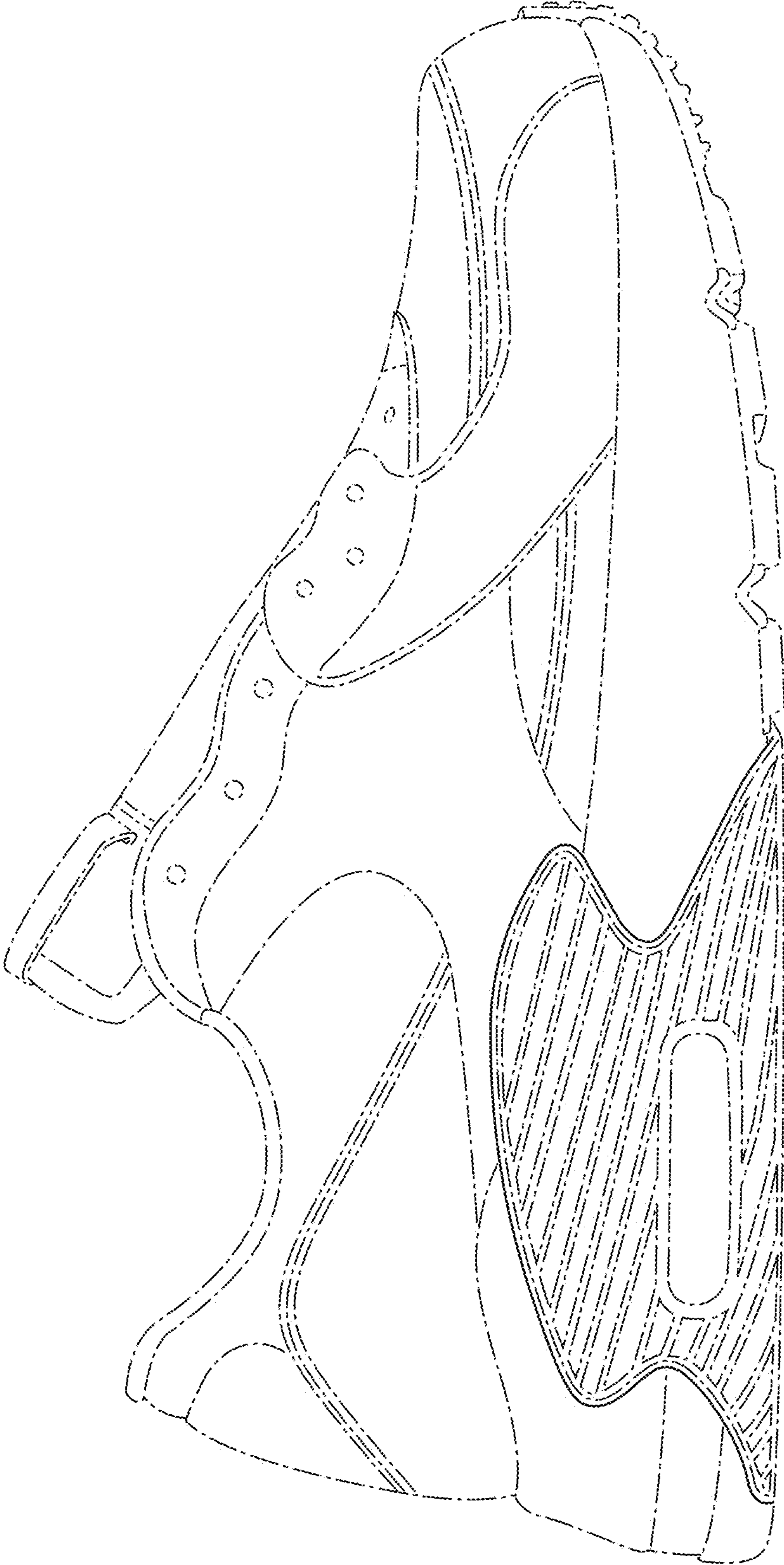


FIG. 2

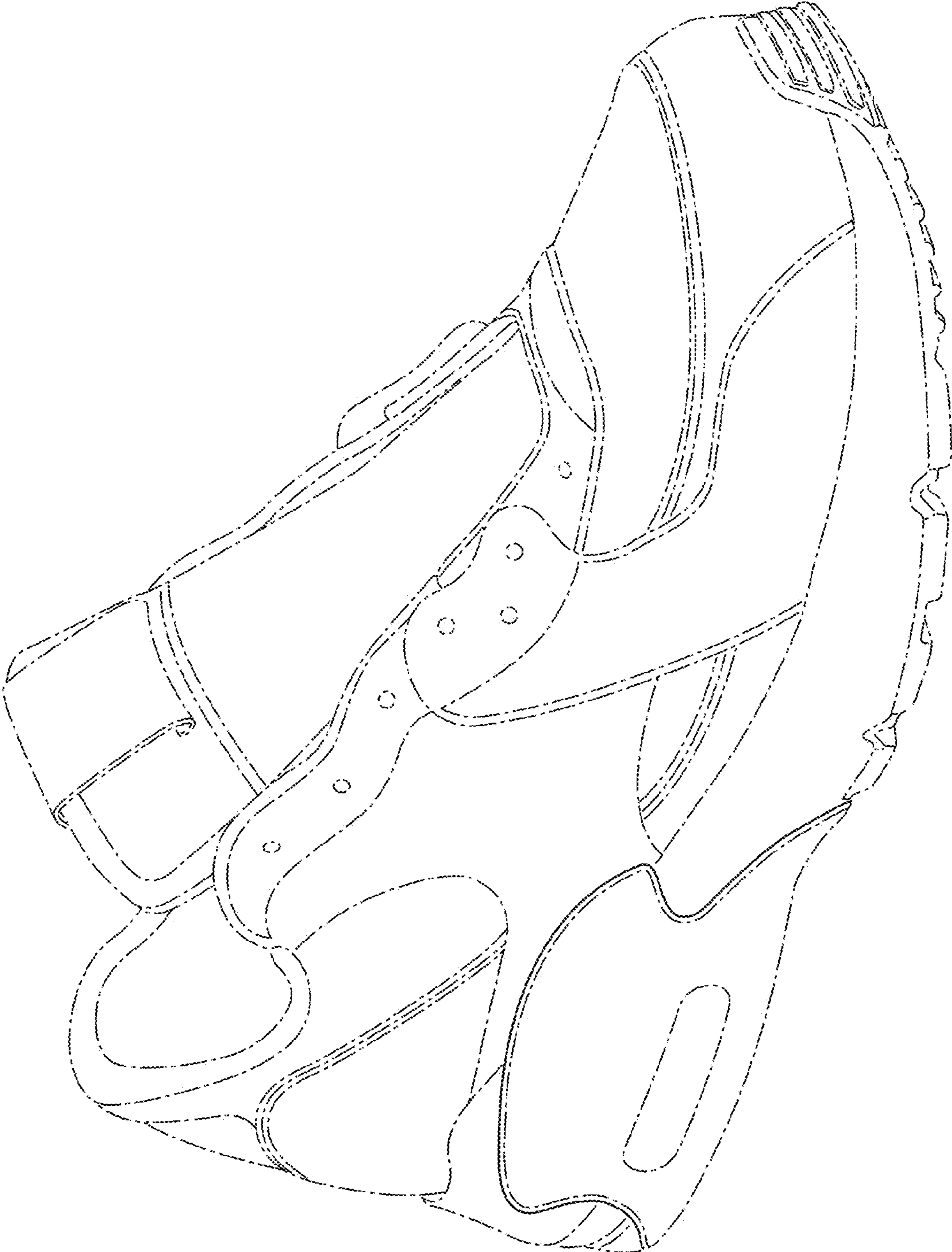


FIG. 3

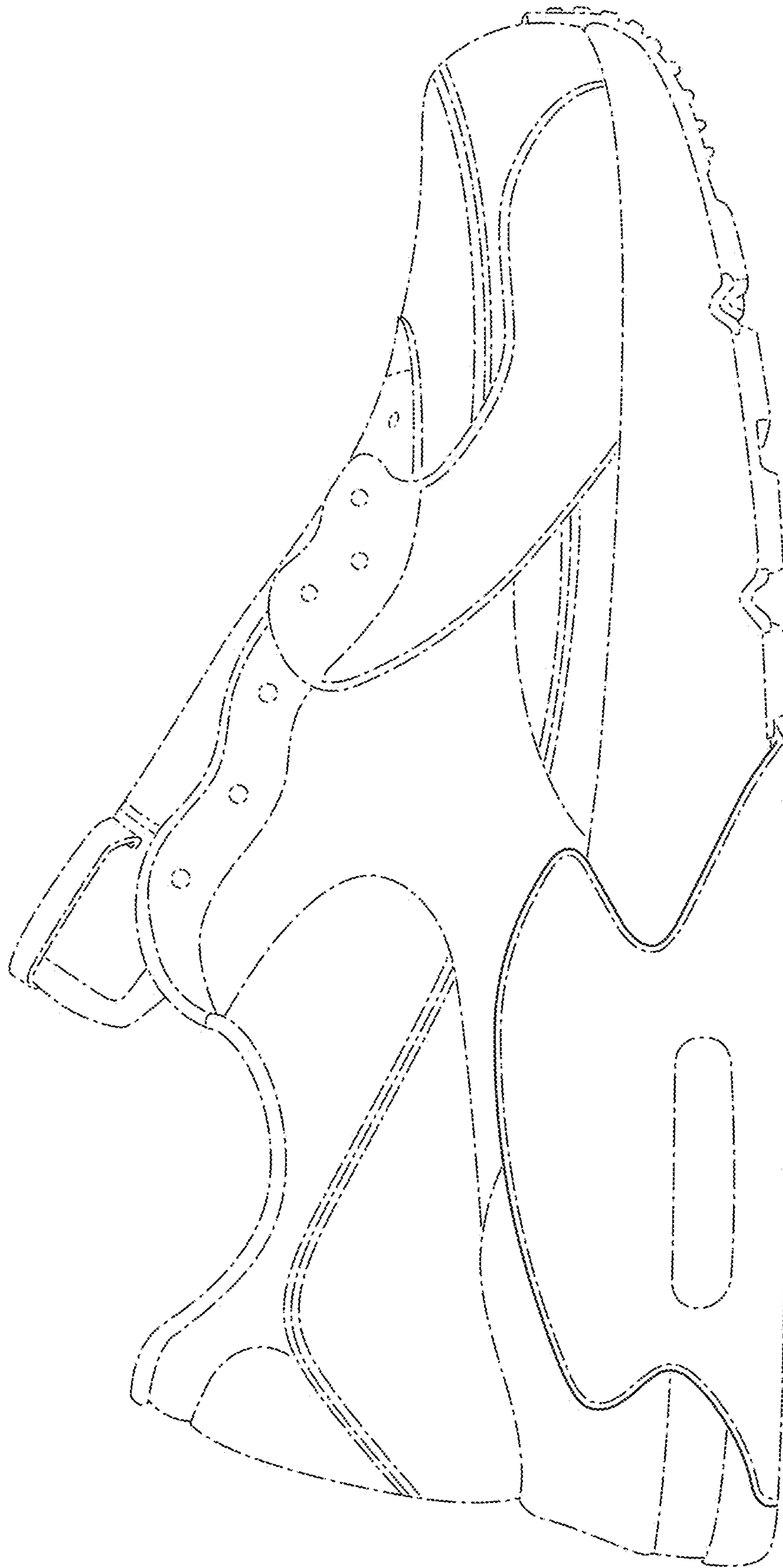


FIG. 4