



US00D944496S

(12) **United States Design Patent** (10) **Patent No.:** **US D944,496 S**
Wu (45) **Date of Patent:** **** Mar. 1, 2022**

(54) **HEADBAND WITH AN ADJUSTABLE STRAP**

(71) Applicant: **Nanjing Migratory Bird Apparel Co., Ltd, Nanjing (CN)**

(72) Inventor: **Yong Juan Wu, Nanjing (CN)**

(**) Term: **15 Years**

(21) Appl. No.: **29/799,851**

(22) Filed: **Jul. 16, 2021**

(51) **LOC (13) Cl.** **02-03**

(52) **U.S. Cl.**
USPC **D2/875; D28/41**

(58) **Field of Classification Search**
USPC D2/500, 600, 627, 865, 866, 869, 870,
D2/871, 872, 874, 875, 877, 891, 892,
D2/894, 895; D16/301; D24/191;
D28/32, 41, 43

CPC A41D 20/00; A41D 20/005; A41D 23/00;
A42B 1/00; A42B 1/002; A42B 1/004;
A42B 1/006; A42B 1/02; A42B 1/06;
A42B 1/08; A42B 1/14; A42B 1/046;
A42B 1/049; A42B 1/206; A42C 5/00;
A42C 5/02; A42C 5/04; A45D 8/36;
A41F 9/00

See application file for complete search history.

(56) **References Cited**

U.S. PATENT DOCUMENTS

1,991,982 A 2/1935 Hodges
2,560,267 A 7/1951 Baker
3,001,202 A * 9/1961 Serrano A41F 9/002
2/102
D225,131 S 11/1972 Zakarin
D246,617 S 12/1977 Tomlin, Jr.
4,472,839 A * 9/1984 Johansen A41F 9/002
128/DIG. 15
4,998,544 A 3/1991 Obergfell
D324,765 S 3/1992 Obergfell
D339,363 S * 9/1993 Larner D16/312

D351,052 S 10/1994 Russell
D356,659 S * 3/1995 Glass D2/627
D374,334 S 10/1996 Stroup
D375,386 S 11/1996 Smith
D389,636 S 1/1998 Davis, Sr.
D413,710 S 9/1999 De Rugeris
D435,611 S * 12/2000 Hines D2/627
D463,899 S 10/2002 Young

(Continued)

OTHER PUBLICATIONS

Hair Band Fashion Elastic Headbands . . . [online]; [review date of Mar. 23, 2019]; [retrieved from the internet on Dec. 4, 2021]; URL: <https://www.amazon.com/Fashion-Headbands-features-Material-Elasticated/dp/B07P7M2D24>. (12 pages).*

Primary Examiner — Jasmine Mlinarcik
(74) *Attorney, Agent, or Firm* — QuickPatents, LLC;
Kevin Prince


(57) **CLAIM**

The ornamental design for a headband with an adjustable strap, as shown and described.

DESCRIPTION

FIG. 1 is a perspective view of a headband with an adjustable strap, showing my new design;
FIG. 2 is a front elevational view thereof;
FIG. 3 is a rear elevational view thereof;
FIG. 4 is a left-side elevational view thereof;
FIG. 5 is a right-side elevational view thereof;
FIG. 6 is a top plan view thereof;
FIG. 7 is a bottom plan view thereof; and,
FIG. 8 is a perspective view thereof, illustrated with a fabric sleeve pulled over a strap and buckles.
The broken lines showing a person in FIGS. 1 and 8 depict environmental matter and form no part of the claimed design. The remaining broken lines depict environmental features that form no part of the claimed design.

1 Claim, 6 Drawing Sheets



(56)

References Cited

U.S. PATENT DOCUMENTS

D485,969 S	2/2004	Wade		D832,558 S	11/2018	Hawes	
D489,749 S *	5/2004	Landvik	A61F 9/04	D833,119 S	11/2018	Yates	
			D16/301	D841,239 S	2/2019	Passarello	
D497,467 S	10/2004	Srivastava		D844,302 S	4/2019	Dockery	
D503,027 S	3/2005	Strong		D854,247 S	7/2019	Passarello	
D511,036 S	11/2005	Moses		10,349,177 B2 *	7/2019	Hanson	A61F 9/04
D519,716 S	5/2006	Smith		D873,493 S	1/2020	Geisinsky	
D523,213 S	6/2006	Strong		D892,450 S	8/2020	Yim	
D660,550 S *	5/2012	Palmer	D2/627	D893,802 S	8/2020	Luo	
D687,185 S	7/2013	Madden		D913,835 S	3/2021	Montgomery	
8,931,117 B2	1/2015	Terrell		D914,287 S	3/2021	Welch	
D723,740 S *	3/2015	Jenkins	A45D 8/36	D917,133 S	4/2021	Goodnight	
			D28/41	D926,442 S	8/2021	Lopes	
D736,394 S *	8/2015	Owoc	D24/190	D930,954 S	9/2021	Goodnight	
D743,673 S	11/2015	Yoo		2006/0278252 A1 *	12/2006	Miller	A42B 1/041
D746,516 S	12/2015	Cardello					132/274
9,265,323 B1 *	2/2016	Campbell	A45D 8/36	2009/0101162 A1	4/2009	Hsu	
D752,815 S	3/2016	Cardello		2012/0260935 A1	10/2012	Lalonde	
D753,903 S	4/2016	Nachison		2013/0025030 A1 *	1/2013	Verbakel	A41F 11/16
D762,330 S	7/2016	Floyd, Jr					2/311
D811,657 S	2/2018	Lalonde		2016/0206024 A1	7/2016	Madrid	
D828,955 S	9/2018	Surabian		2017/0071273 A1	3/2017	Robinson-Barnes	
				2018/0103740 A1	4/2018	Kennedy	
				2020/0196730 A1	6/2020	Abualhaija	
				2021/0235836 A1	8/2021	Winton	

* cited by examiner




FIG. 1

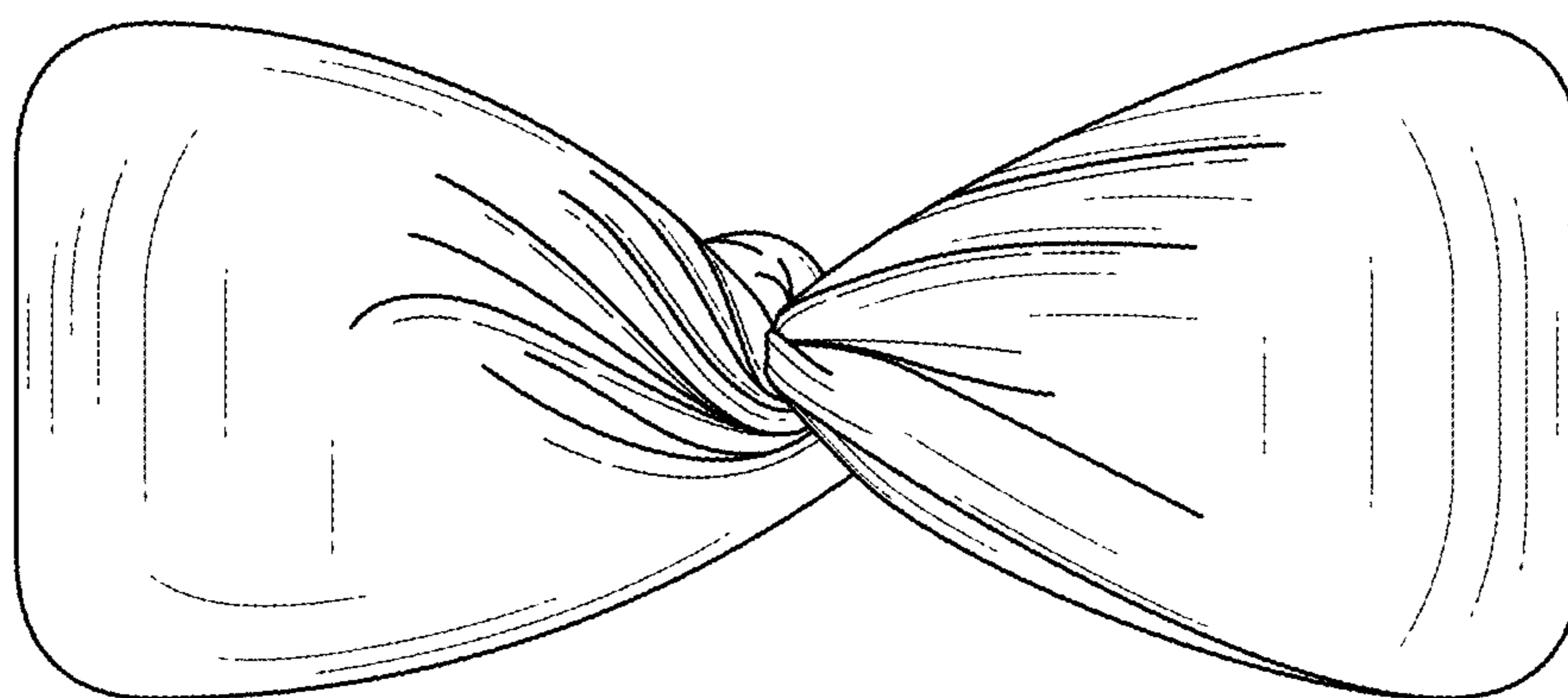


FIG. 2

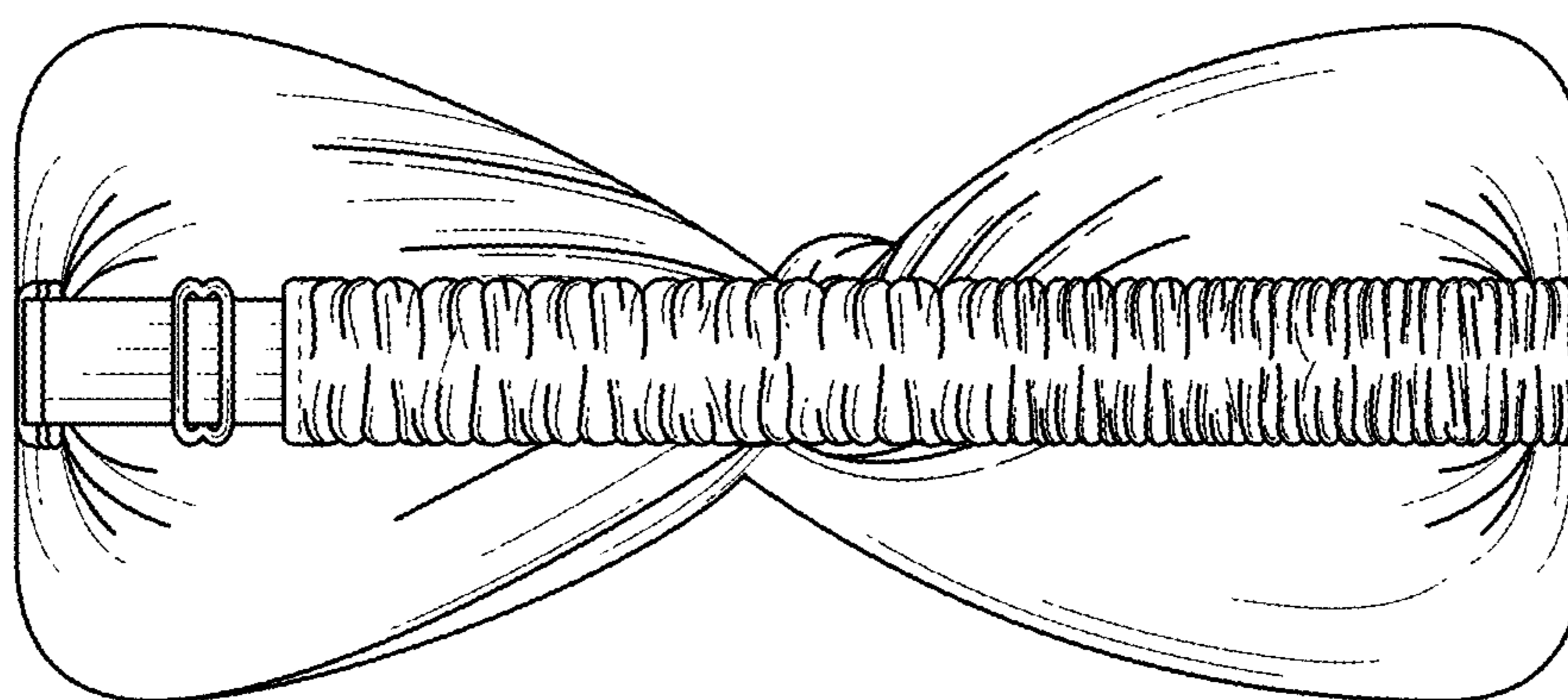


FIG. 3

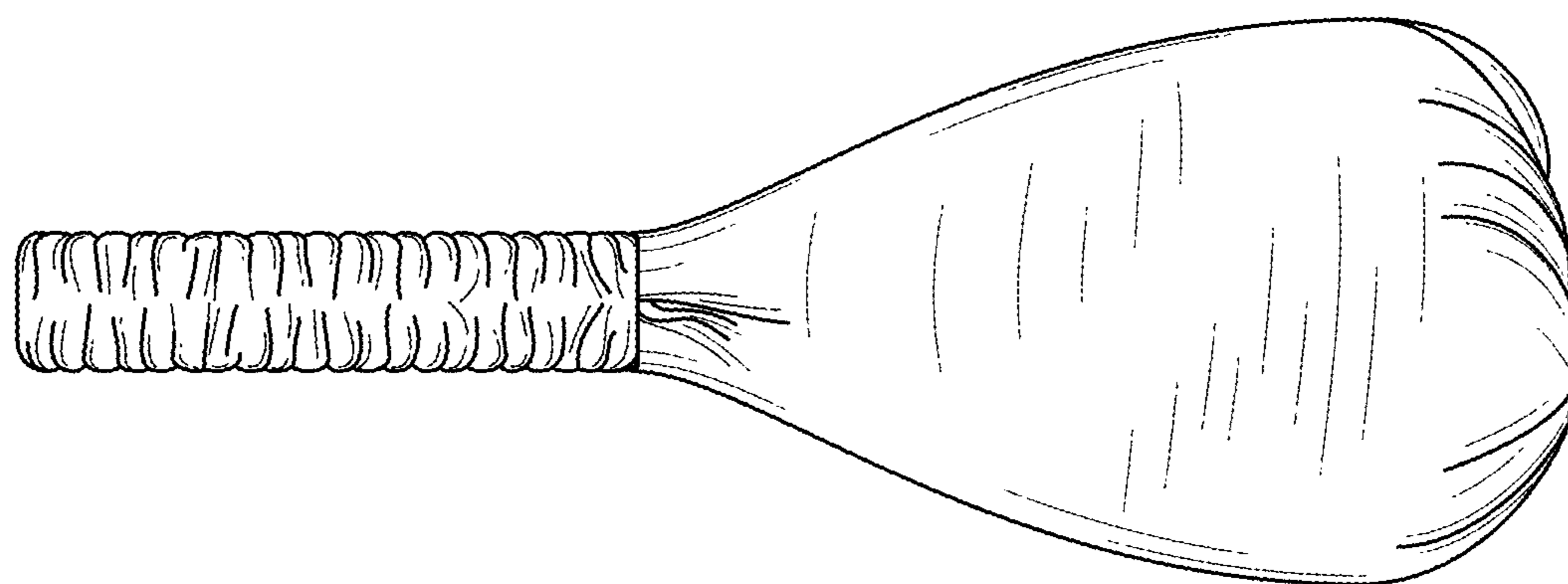


FIG. 4

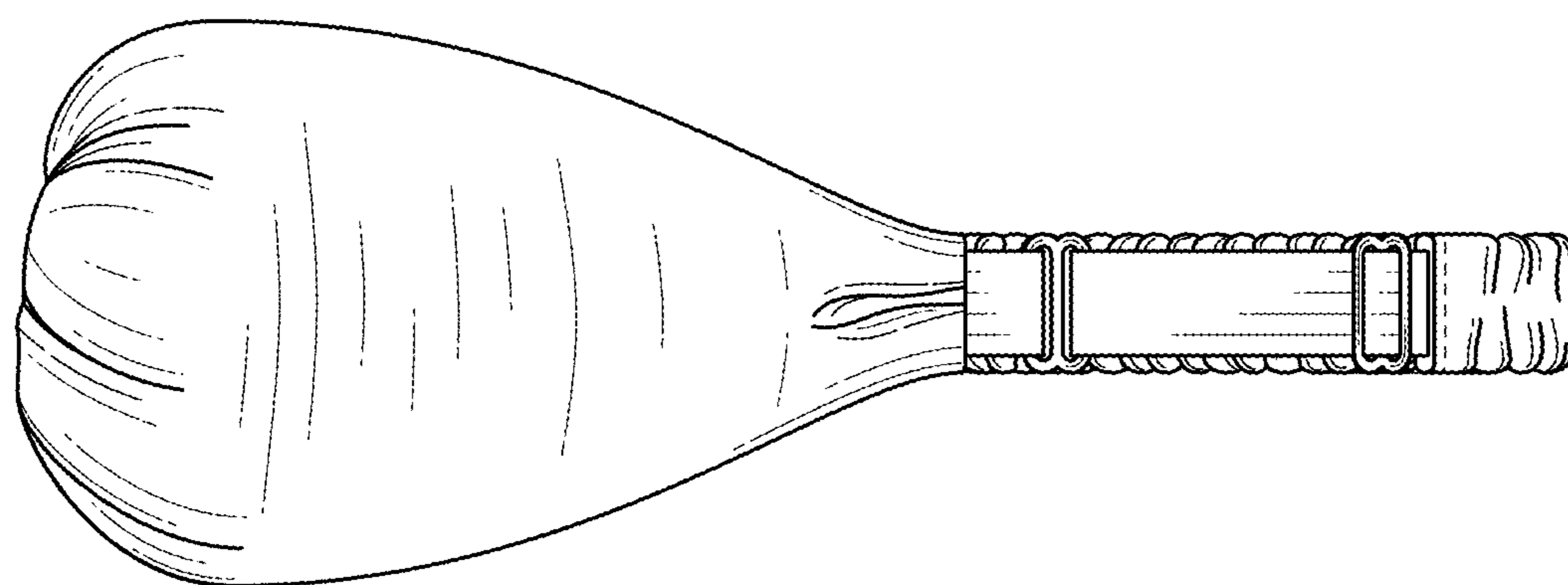


FIG. 5



FIG. 6



FIG. 7




FIG. 8