



US00D944494S

(12) **United States Design Patent**
Peng

(10) **Patent No.:** **US D944,494 S**
(45) **Date of Patent:** **** Mar. 1, 2022**

(54) **HEADBAND WITH HEADPHONES**

(71) Applicant: **SHENZHEN VANERGY TECHNOLOGY CO., LTD**, Shenzhen (CN)

(72) Inventor: **Xiong Peng**, Shenzhen (CN)

(73) Assignee: **SHENZHEN VANERGY TECHNOLOGY CO., LTD**, Shenzhen (CN)

(**) Term: **15 Years**

(21) Appl. No.: **29/783,416**

(22) Filed: **May 13, 2021**

(51) **LOC (13) Cl.** **02-03**

(52) **U.S. Cl.**
USPC **D2/875**; D14/192

(58) **Field of Classification Search**
USPC D2/865, 866, 867, 869, 871, 874, 875, D2/877, 881, 883, 884, 891, 894; D14/192; D26/39; D28/41
CPC .. A42B 1/00; A42B 1/006; A42B 1/04; A42B 1/041; A42B 1/045; A42B 1/08; A42B 1/22; A42B 1/241; A42B 1/245; A42B 3/00; A42C 5/02; H04R 1/02; H04R 1/105; A45D 8/40

See application file for complete search history.

(56) **References Cited**

U.S. PATENT DOCUMENTS

- 4,727,599 A * 2/1988 Rappaport A42B 1/245 2/DIG. 11
- 5,438,698 A * 8/1995 Burton H01Q 1/276 2/209.13

- D651,764 S 1/2012 Gresko et al.
- 8,111,859 B2 * 2/2012 Phillips H04R 5/0335 381/376
- D727,278 S 4/2015 Solomon et al.
- 9,143,854 B2 * 9/2015 Alao H04R 5/0335
- 9,839,245 B2 * 12/2017 Bryski A61F 11/06
- D824,059 S * 7/2018 Inskeep D26/39
- D832,558 S * 11/2018 Hawes D2/875
- D870,062 S * 12/2019 Peng D14/192
- D893,802 S * 8/2020 Luo D28/41
- D913,984 S * 3/2021 Li D14/192
- D932,459 S * 10/2021 Liu D14/192
- D938,381 S * 12/2021 Li D14/192
- D940,684 S * 1/2022 Snow D14/205

* cited by examiner

Primary Examiner — Jasmine Mlinarcik

(57) **CLAIM**

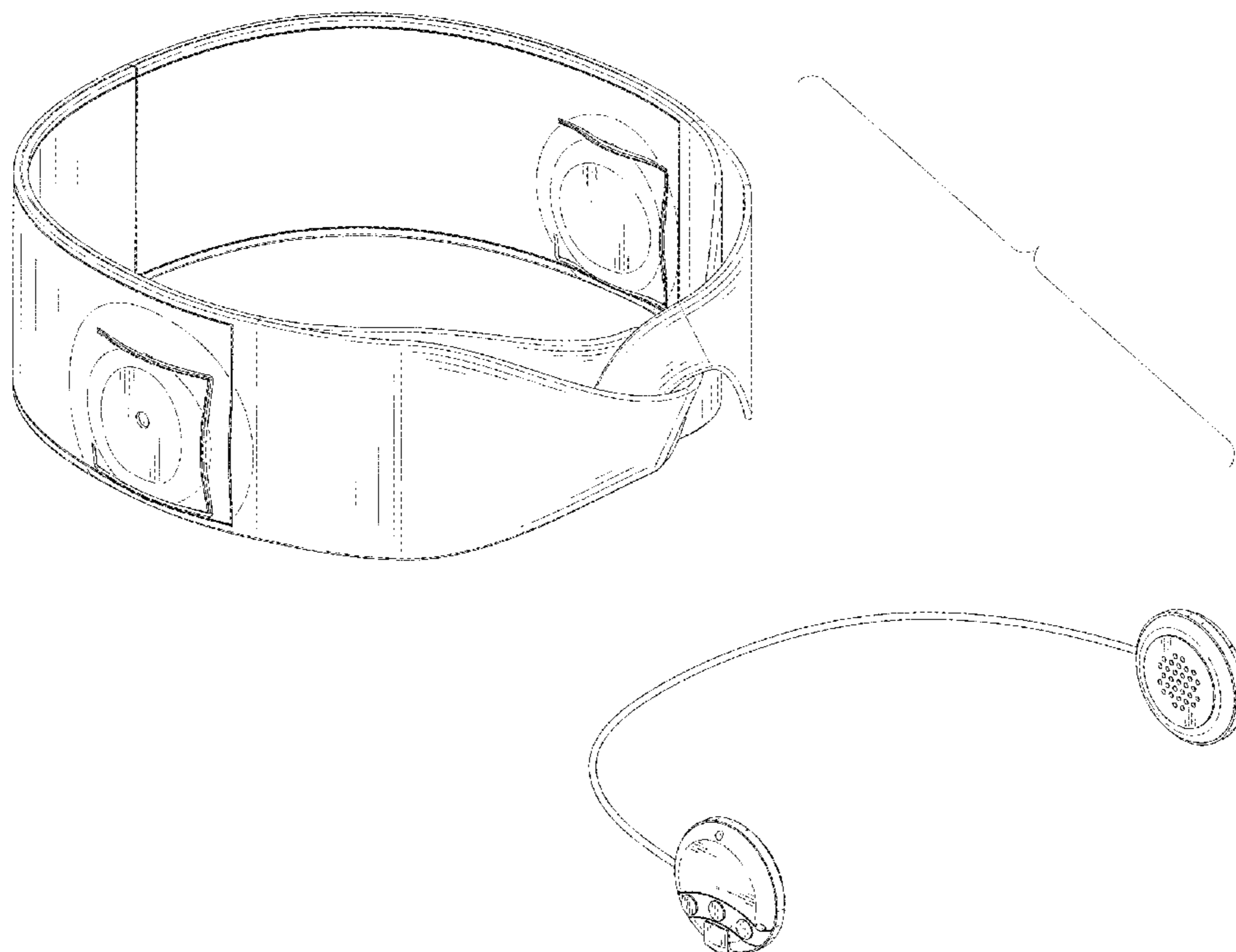
The ornamental design for a headband with headphones, as shown and described.

DESCRIPTION

FIG. 1 is a perspective view of a headband with headphones showing my new design;
 FIG. 2 is another perspective view thereof;
 FIG. 3 is a front elevational view thereof;
 FIG. 4 is a rear elevational view thereof;
 FIG. 5 is a left side elevational view thereof;
 FIG. 6 is a right side elevational view thereof;
 FIG. 7 is a top plan view thereof; and,
 FIG. 8 is a bottom plan view thereof.

The broken lines in the drawings depict portions of the headband with headphones that form no part of the claimed design.

1 Claim, 8 Drawing Sheets






FIG. 1

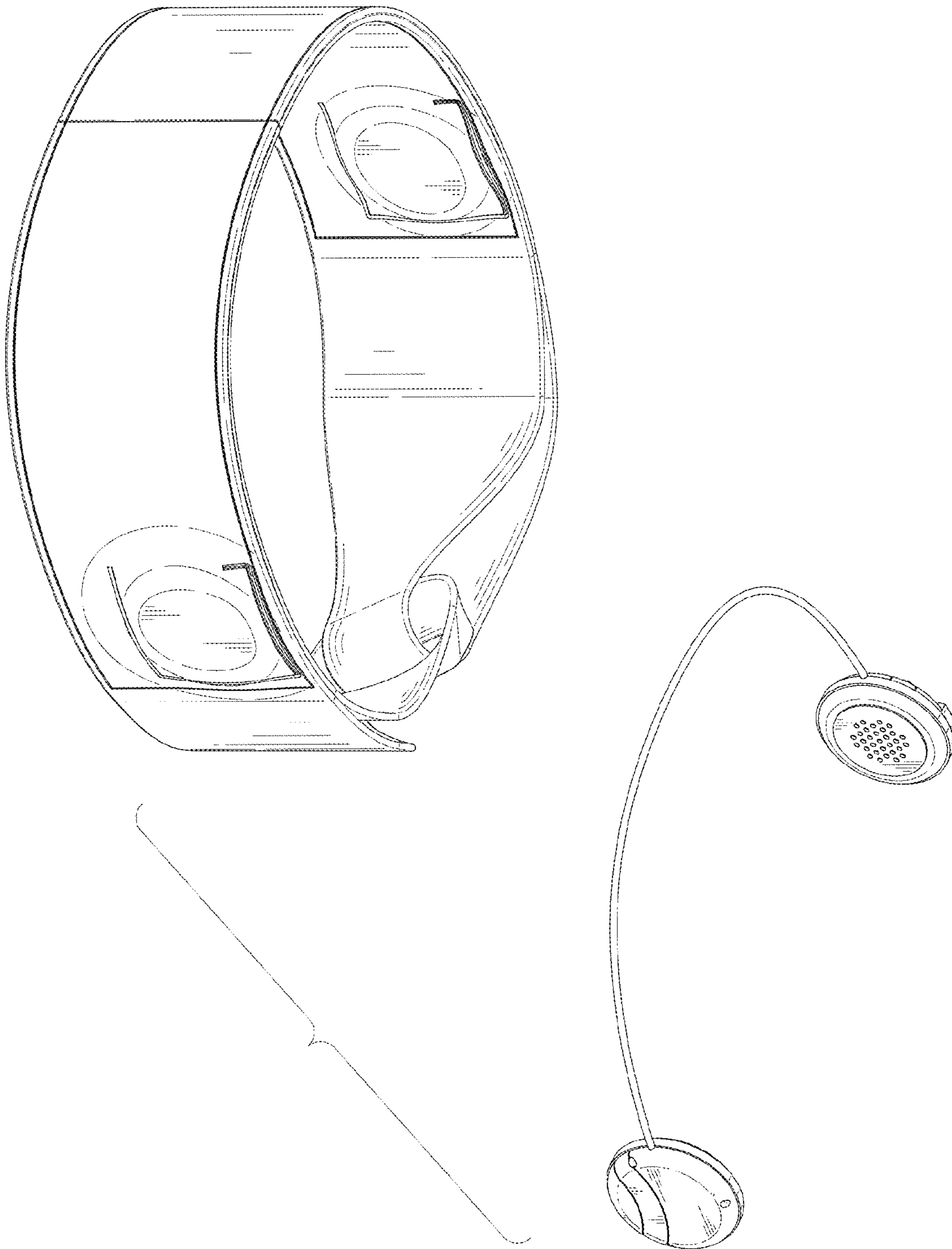


FIG. 2

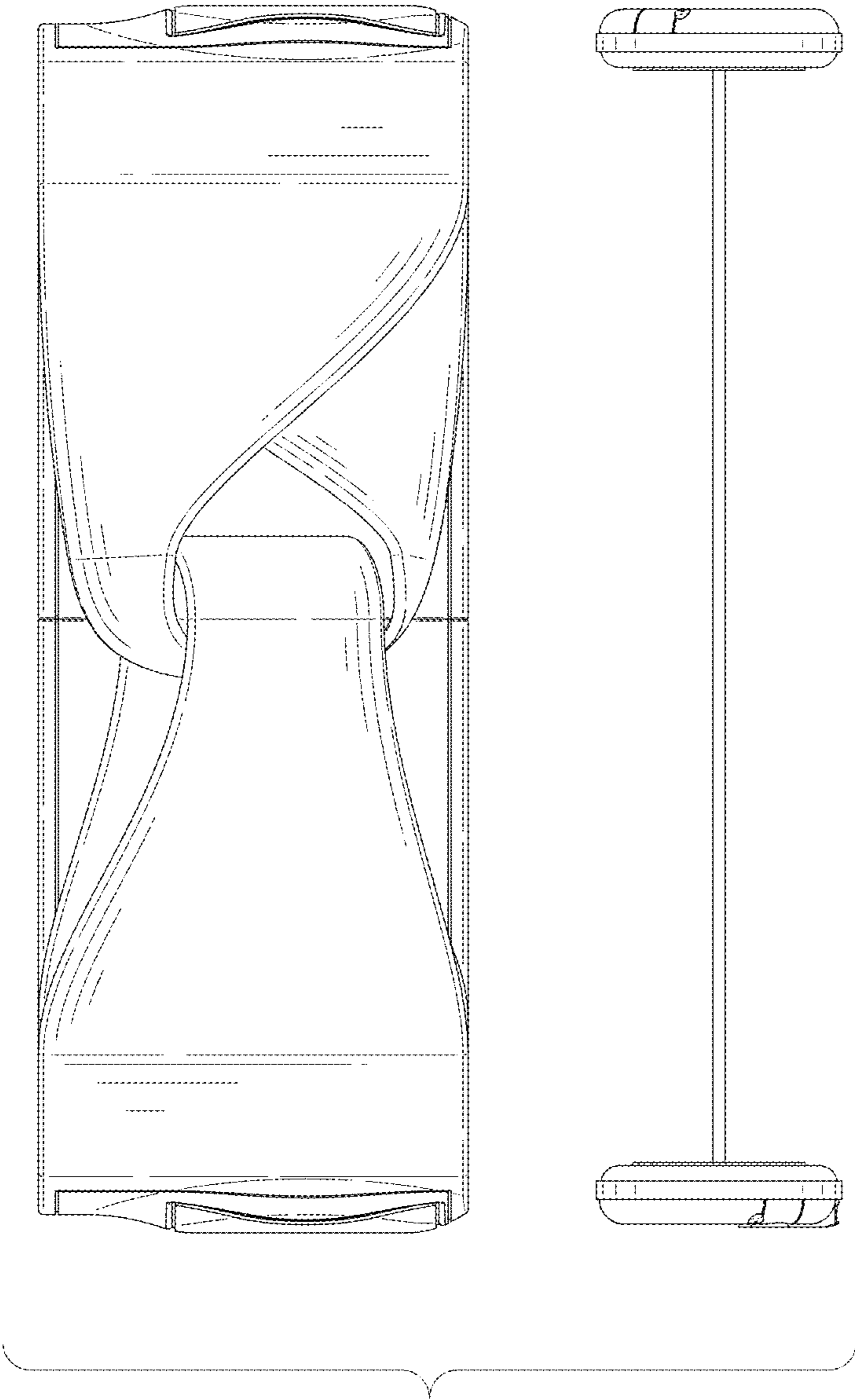


FIG. 3




FIG. 4




FIG. 5

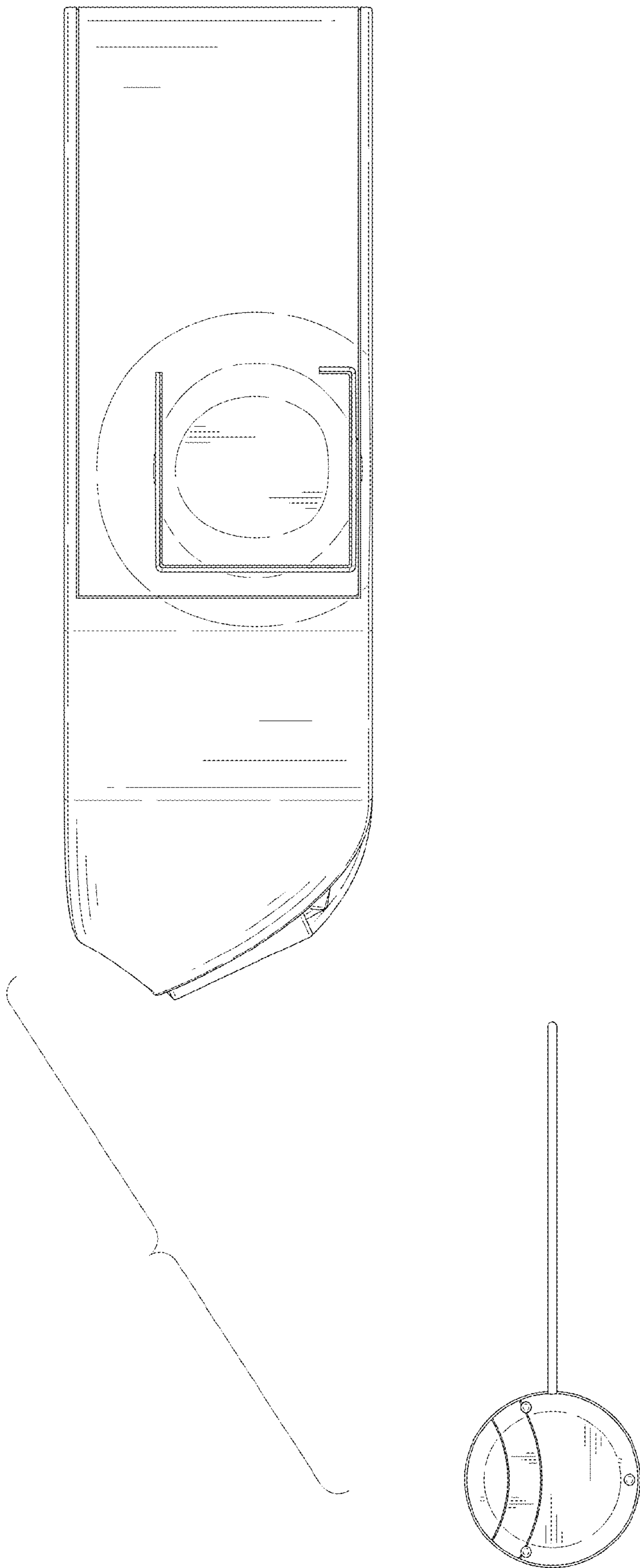


FIG. 6

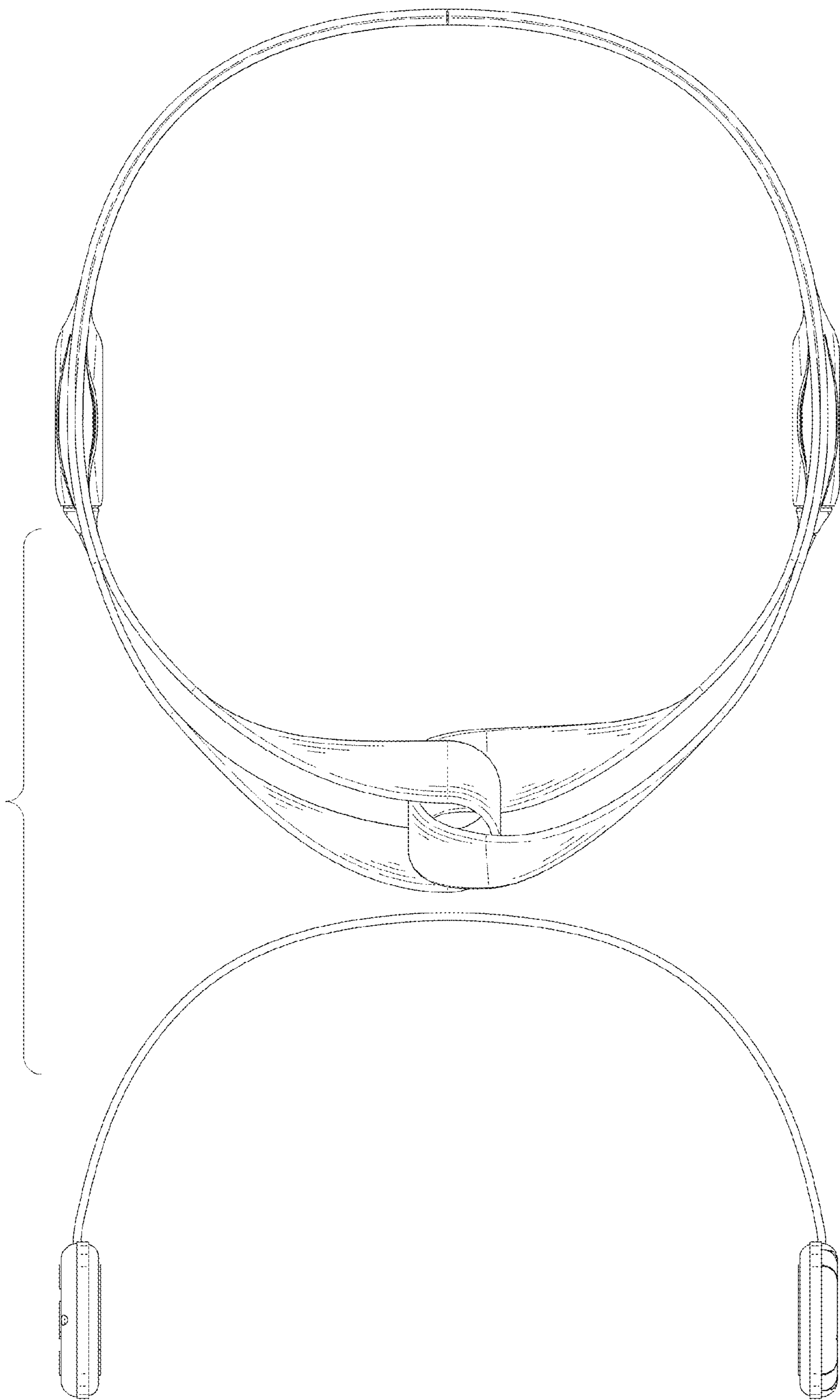


FIG. 7

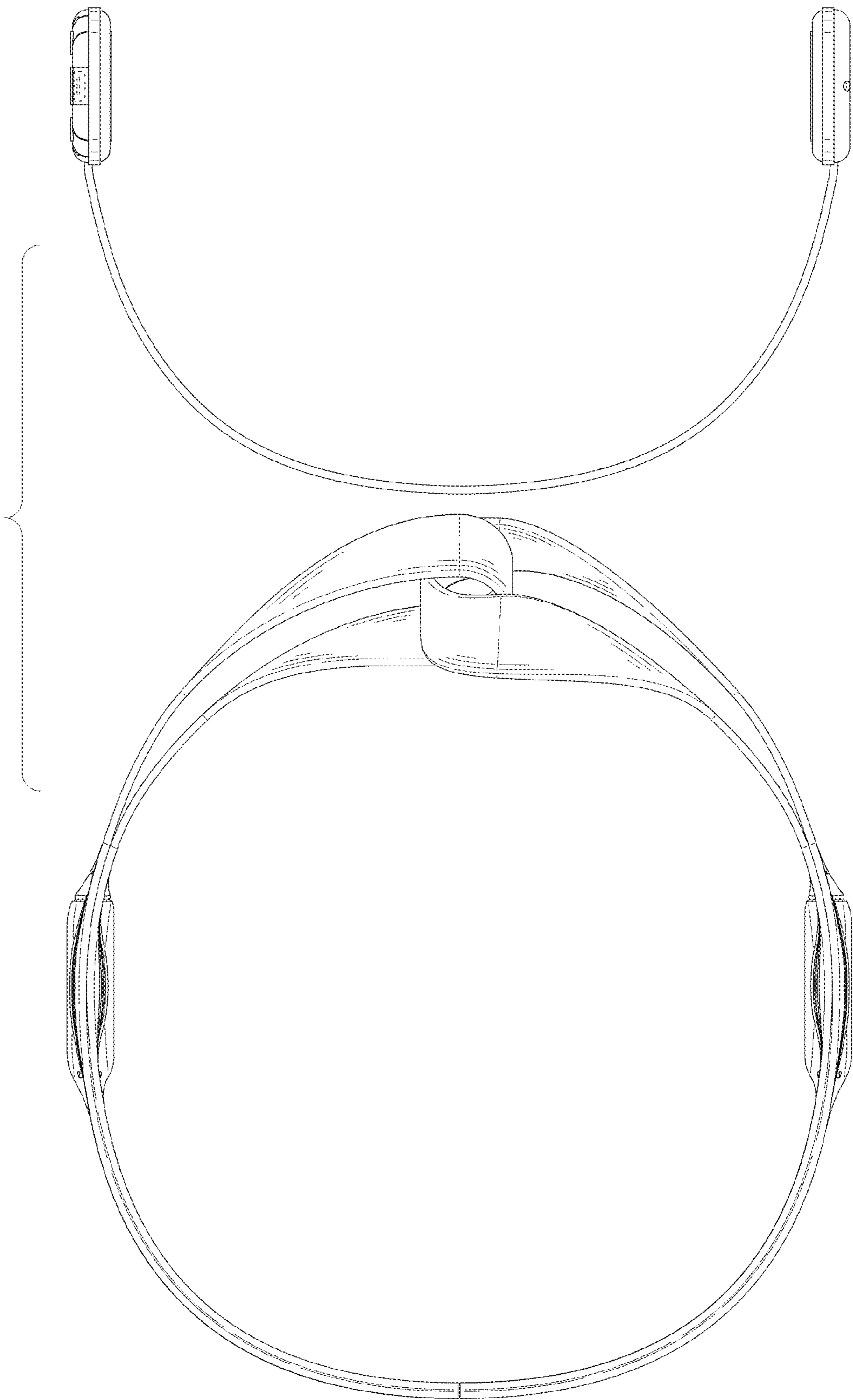


FIG. 8