



US00D944427S

(12) **United States Design Patent** (10) **Patent No.:** **US D944,427 S**
Tovey et al. (45) **Date of Patent:** **** Feb. 22, 2022**

(54) **TAIL LIGHT LENS**
(71) Applicant: **Jaguar Land Rover Limited**, Coventry (GB)
(72) Inventors: **Simon Tovey**, Coventry (GB); **Paul Jobling**, Coventry (GB)
(73) Assignee: **JAGUAR LAND ROVER LIMITED**, Whitley Coventry (GB)
(**) Term: **15 Years**
(21) Appl. No.: **29/716,259**
(22) Filed: **Dec. 9, 2019**

D785,837 S * 5/2017 Lee D26/28
D787,716 S * 5/2017 Patel D26/28
D787,724 S * 5/2017 Hong D26/28
D787,726 S * 5/2017 Hong D26/28
D788,956 S * 6/2017 Hong D26/28
D796,090 S * 8/2017 Honda D26/28

(Continued)

Primary Examiner — Michael C Stout
Assistant Examiner — Benjamin M Weeks
(74) *Attorney, Agent, or Firm* — Reising Ethington P.C.

(57) **CLAIM**

The ornamental design for a tail light lens, as shown and described.

DESCRIPTION

FIG. 1 is a front right perspective view of a first embodiment of a tail light lens for a vehicle.
FIG. 2 is a front left perspective view thereof.
FIG. 3 is a rear right perspective view thereof.
FIG. 4 is a rear left perspective view thereof.
FIG. 5 is a front view thereof.
FIG. 6 is a rear view thereof.
FIG. 7 is a right side view thereof.
FIG. 8 is a left side view thereof.
FIG. 9 is a top view thereof.
FIG. 10 is a bottom view thereof; and,
FIG. 11 is a front view of the tail light lens shown in FIGS. 1-10, with the tail light lens mounted on a vehicle, and the rest of the vehicle shown in de-emphasized and half-tone portions so as to illustrate environmental structure, which portions form no part of the claimed design.
More particularly, in FIG. 11, the tail light lens is shown within the broken line, and the elements shown outside the broken line form no part of the claimed design, but are instead included to show environmental aspects thereof.
A second embodiment for a tail light lens for a vehicle designed to mount on the opposite side of the vehicle is a mirror image of FIGS. 1-11.

Related U.S. Application Data

(62) Division of application No. 29/625,220, filed on Nov. 8, 2017, now Pat. No. Des. 872,337.

(30) **Foreign Application Priority Data**

May 11, 2017 (EM) 003996941

(51) **LOC (13) Cl.** **26-06**

(52) **U.S. Cl.**
USPC **D26/28**

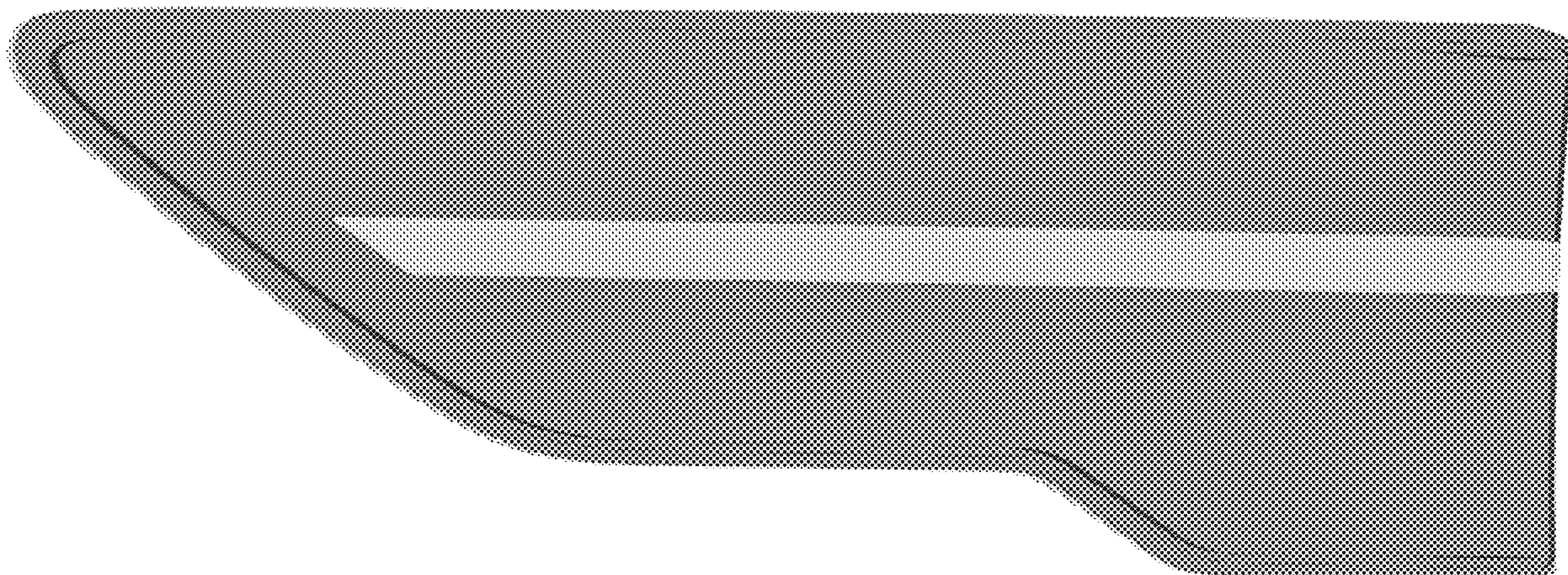
(58) **Field of Classification Search**
USPC D26/28-36
CPC F21S 48/00; F21S 48/10; F21S 48/1266;
F21S 48/1388; F21S 48/2268; F21V
21/04
See application file for complete search history.

(56) **References Cited**

U.S. PATENT DOCUMENTS

D614,330 S * 4/2010 Lamm D26/28
D674,933 S * 1/2013 Varga D26/28
D780,351 S * 2/2017 Ha D26/28
D785,834 S * 5/2017 Lee D26/28
D785,835 S * 5/2017 Lee D26/28

1 Claim, 11 Drawing Sheets



(56)

References Cited

U.S. PATENT DOCUMENTS

D802,181	S	*	11/2017	Cartabiano	D26/28
D814,081	S	*	3/2018	Ha	D26/28
D835,309	S	*	12/2018	Thomas	D26/28
D846,766	S	*	4/2019	Thomas	D26/28
D846,773	S	*	4/2019	Keskin	D26/28
D846,774	S	*	4/2019	Keskin	D26/28
D868,310	S	*	11/2019	Nishihama	D26/28
D868,311	S	*	11/2019	Iida	D26/28
D870,330	S	*	12/2019	Binder	D26/28
D870,331	S	*	12/2019	Binder	D26/28
D870,334	S	*	12/2019	Choi	D26/28
D870,335	S	*	12/2019	Choi	D26/28
D871,622	S	*	12/2019	Jobling	D26/28
D871,623	S	*	12/2019	Tovey	D26/28
D872,326	S	*	1/2020	Tovey	D26/28
D873,456	S	*	1/2020	Han	D26/28
D873,476	S	*	1/2020	Rogelio	D26/139
D874,042	S	*	1/2020	Lee	D26/28
D875,278	S	*	2/2020	Jobling	D26/28
D890,390	S	*	7/2020	Lee	D26/28
D894,451	S	*	8/2020	Hong	D26/28
D895,179	S	*	9/2020	Lindloff	D26/28
D895,180	S	*	9/2020	Hong	D26/28
D902,457	S	*	11/2020	Nordmann	D26/28
D903,165	S	*	11/2020	Choi	D26/28
D903,910	S	*	12/2020	Kato	D26/28
D903,911	S	*	12/2020	Kato	D26/28

* cited by examiner




FIG. 1




FIG. 2




FIG. 3




FIG. 4




FIG. 5




FIG. 6



FIG. 7



FIG. 8




FIG. 9




FIG. 10



FIG. 11