



US00D944425S

(12) **United States Design Patent**
Gamboa et al.

(10) **Patent No.:** **US D944,425 S**
(45) **Date of Patent:** **** Feb. 22, 2022**

(54) **TEXTURED FIBER CEMENT CLADDING PANEL**

(71) Applicant: **James Hardie Technology Limited**,
Dublin (IE)

(72) Inventors: **Kristine Gamboa**, Sydney (AU);
Joseph Banta, Sydney (AU)

(73) Assignee: **James Hardie Technology Limited**,
Dublin (IE)

(**) Term: **15 Years**

(21) Appl. No.: **29/763,454**

(22) Filed: **Dec. 22, 2020**

(30) **Foreign Application Priority Data**

Jun. 24, 2020 (EM) 008017917-0001

(51) **LOC (13) Cl.** **25-01**

(52) **U.S. Cl.**
USPC **D25/163**

(58) **Field of Classification Search**

USPC D25/151, 163, 157, 158, 138
CPC . E04C 2/32; E04C 2/322; E04C 2/324; E04C
2/326; E04C 2/04; E04C 2/288; E04C
2/2855; E04C 2002/008; E04F 13/1411;
E04F 13/185; E04F 13/087; E04F 13/144;
E04F 13/147; E04F 13/148; E04F 13/105;
E04F 13/14; B44C 5/0461; B44C 5/04
See application file for complete search history.

(56) **References Cited**

U.S. PATENT DOCUMENTS

2,670,307 A * 2/1954 Moore B44C 5/04
428/489
3,608,261 A * 9/1971 French et al. E04F 13/147
52/316
3,687,800 A * 8/1972 Scheppers E04C 2/041
428/143

5,136,823 A * 8/1992 Pellegrino E04D 1/2916
52/539
5,178,941 A * 1/1993 Wu E04C 2/049
428/309.9
D578,669 S * 10/2008 Kaump D25/163
D679,424 S * 4/2013 Rhee D25/151
D704,863 S * 5/2014 Yaw D25/163
D729,417 S * 5/2015 Martin D25/163
D729,952 S * 5/2015 Narbonne D25/151
D739,962 S * 9/2015 Zuo D25/163
9,469,990 B2 * 10/2016 Dirkson E04C 2/04

(Continued)

Primary Examiner — Doris Clark

(74) *Attorney, Agent, or Firm* — Knobbe, Martens, Olson
& Bear, LLP


(57) **CLAIM**

The ornamental design for a textured fiber cement cladding panel, as shown and described.

DESCRIPTION

FIG. 1 is a front perspective view of a textured fiber cement cladding panel embodying our new design;
FIG. 2 is a front view of the textured fiber cement cladding panel of FIG. 1;
FIG. 3 is a right side view of the textured fiber cement cladding panel of FIG. 1, the right side being a mirror image thereof;
FIG. 4 is a bottom view of the textured fiber cement cladding panel of FIG. 1, the bottom being a mirror image thereof; and,
FIG. 5 is an enlarged front view of the claimed portion of the textured fiber cement cladding panel of FIG. 1.
The back surface of the textured fiber cement cladding panel is not shown because it is flat and free of ornamentation and forms no part of the claimed design. The portions of the textured fiber cement cladding panel outlined in dash-dash broken lines in FIGS. 1-4 form no part of the claimed design in those figures.

1 Claim, 4 Drawing Sheets



(56)

References Cited

U.S. PATENT DOCUMENTS

9,677,283	B2 *	6/2017	Attebery, II	E04F 13/24
9,744,644	B2 *	8/2017	Spires	B05D 3/12
9,950,559	B2 *	4/2018	Xiong	C09D 7/61
10,011,988	B2 *	7/2018	Foderberg	E04C 2/288
10,132,086	B2 *	11/2018	Wood	E04F 13/08
10,626,599	B2 *	4/2020	Negev	E04F 13/144

* cited by examiner




Figure 1




Figure 2

Figure 3




Figure 4




Figure 5