



US00D944422S

(12) **United States Design Patent** (10) **Patent No.:** **US D944,422 S**  
**Conway** (45) **Date of Patent:** **\*\* Feb. 22, 2022**

(54) **TEXTURED FIBER CEMENT CLADDING PANEL**

(71) Applicant: **James Hardie Technology Limited**,  
Dublin (IE)

(72) Inventor: **Jonathan Conway**, Sydney (AU)

(73) Assignee: **James Hardie Technology Limited**,  
Dublin (IE)

(\*\*) Term: **15 Years**

(21) Appl. No.: **29/756,651**

(22) Filed: **Oct. 29, 2020**

(30) **Foreign Application Priority Data**

Apr. 30, 2020 (EM) ..... 007849252-0001

(51) **LOC (13) Cl.** ..... **25-01**

(52) **U.S. Cl.**  
USPC ..... **D25/163**

(58) **Field of Classification Search**

USPC ..... D25/151, 163, 157, 158, 138  
CPC . E04C 2/32; E04C 2/322; E04C 2/324; E04C  
2/326; E04C 2/04; E04C 2/288; E04C  
2/2885; E04C 2002/008; E04F 13/1411;  
E04F 13/185; E04F 13/087; E04F 13/144;  
E04F 13/147; E04F 13/148; E04F 13/105;  
E04F 13/14; B44C 5/0461; B44C 5/04

See application file for complete search history.

(56) **References Cited**

**U.S. PATENT DOCUMENTS**

2,670,307 A \* 2/1954 Moore ..... B44C 5/04  
428/489  
3,608,261 A \* 9/1971 French et al. .... E04F 13/147  
52/316  
3,687,800 A \* 8/1972 Scheppers ..... E04C 2/041  
428/143

5,136,823 A \* 8/1992 Pellegrino ..... E04D 1/2916  
52/539  
5,178,941 A \* 1/1993 Wu ..... E04C 2/049  
428/309.9  
D578,669 S \* 10/2008 Kaump ..... D25/163  
D679,424 S \* 4/2013 Rhee ..... D25/151  
D704,863 S \* 5/2014 Yaw ..... D25/163  
D729,417 S \* 5/2015 Martin ..... D25/163  
D729,952 S \* 5/2015 Narbonne ..... D25/151  
D739,962 S \* 9/2015 Zuo ..... D25/163  
9,469,990 B2 \* 10/2016 Dirkson ..... E04C 2/04  
9,677,283 B2 \* 6/2017 Attebery, II ..... E04F 13/24

(Continued)

Primary Examiner — Doris Clark

(74) *Attorney, Agent, or Firm* — Knobbe, Martens, Olson  
& Bear, LLP


(57) **CLAIM**

The ornamental design for a textured fiber cement cladding panel, as shown and described.

**DESCRIPTION**

FIG. 1 is a front perspective view of a textured fiber cement cladding panel embodying our new design;  
FIG. 2 is a front view of the textured fiber cement cladding panel of FIG. 1;  
FIG. 3 is a left side view of the textured fiber cement cladding panel of FIG. 1, the right side being a mirror image thereof;  
FIG. 4 is a top view of the textured fiber cement cladding panel of FIG. 1, the bottom being a mirror image thereof; and,  
FIG. 5 is an enlarged front view of the claimed portion of the textured fiber cement cladding panel of FIG. 1.  
The back surface of the textured fiber cement cladding panel is not shown because it is flat and free of ornamentation and forms no part of the claimed design. The portions of the textured fiber cement cladding panel outlined in dash-dash broken lines in FIGS. 1-4 form no part of the claimed design in those figures.

**1 Claim, 4 Drawing Sheets**



(56)

**References Cited**

U.S. PATENT DOCUMENTS

9,744,644	B2 *	8/2017	Spires .....	B05D 3/12
9,950,559	B2 *	4/2018	Xiong .....	C09D 7/61
10,011,988	B2 *	7/2018	Foderberg .....	E04C 2/288
10,132,086	B2 *	11/2018	Wood .....	E04F 13/08
10,626,599	B2 *	4/2020	Negev .....	E04F 13/144

\* cited by examiner




Figure 1




Figure 2

Figure 3

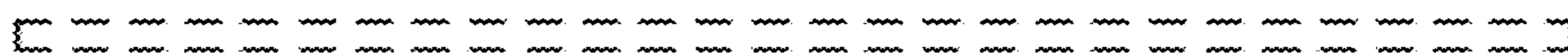
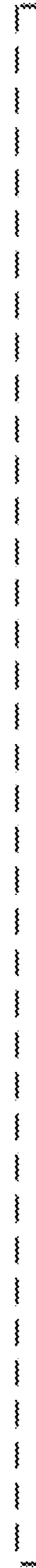


Figure 4




Figure 5