

US00D944416S

(12) **United States Design Patent** (10) **Patent No.:** **US D944,416 S**  
**Allen et al.** (45) **Date of Patent:** **\*\* Feb. 22, 2022**

(54) **DOOR FACING**

- (71) Applicant: **Masonite Corporation**, Tampa, FL (US)
- (72) Inventors: **Robert C. Allen**, Elburn, IL (US);  
**Jason M. Walsh**, Batavia, IL (US);  
**Dale W. Mayfield**, Clearwater Beach, FL (US)
- (73) Assignee: **Masonite Corporation**, Tampa, FL (US)
- (\*\*) Term: **15 Years**
- (21) Appl. No.: **29/756,229**
- (22) Filed: **Oct. 27, 2020**

**Related U.S. Application Data**

- (60) Continuation of application No. 29/685,113, filed on Mar. 26, 2019, now Pat. No. Des. 900,339, which is a continuation of application No. 29/627,533, filed on Nov. 28, 2017, now Pat. No. Des. 844,176, which is a division of application No. 29/564,916, filed on May 17, 2016, now Pat. No. Des. 804,057, which is a continuation of application No. 29/516,422, filed on Feb. 2, 2015, now Pat. No. Des. 756,534.
- (51) **LOC (13) Cl.** ..... **25-02**
- (52) **U.S. Cl.**  
USPC ..... **D25/48.3**
- (58) **Field of Classification Search**  
USPC ..... D25/48.3, 48.4, 48.5, 48.6, 48.7, 48.8, D25/138  
CPC ..... E06B 3/4636; E06B 3/485; E06B 3/58; E06B 3/5892; E06B 3/72; E06B 3/78; E06B 2003/7044; E06B 1/04; E06B 5/00  
See application file for complete search history.

(56) **References Cited**

U.S. PATENT DOCUMENTS

- 926,361 A \* 6/1909 Sjobring ..... E06B 3/5892 52/455
- 1,039,371 A \* 9/1912 Ellis ..... E06B 3/02 52/800.14

(Continued)

OTHER PUBLICATIONS

[http://heritagemillworkinc.com/blog/portfolio—view/primed-doors/—](http://heritagemillworkinc.com/blog/portfolio—view/primed-doors/) published Sep. 15, 2013.

*Primary Examiner* — Leanne Was-Englehart  
(74) *Attorney, Agent, or Firm* — Berenato & White, LLC

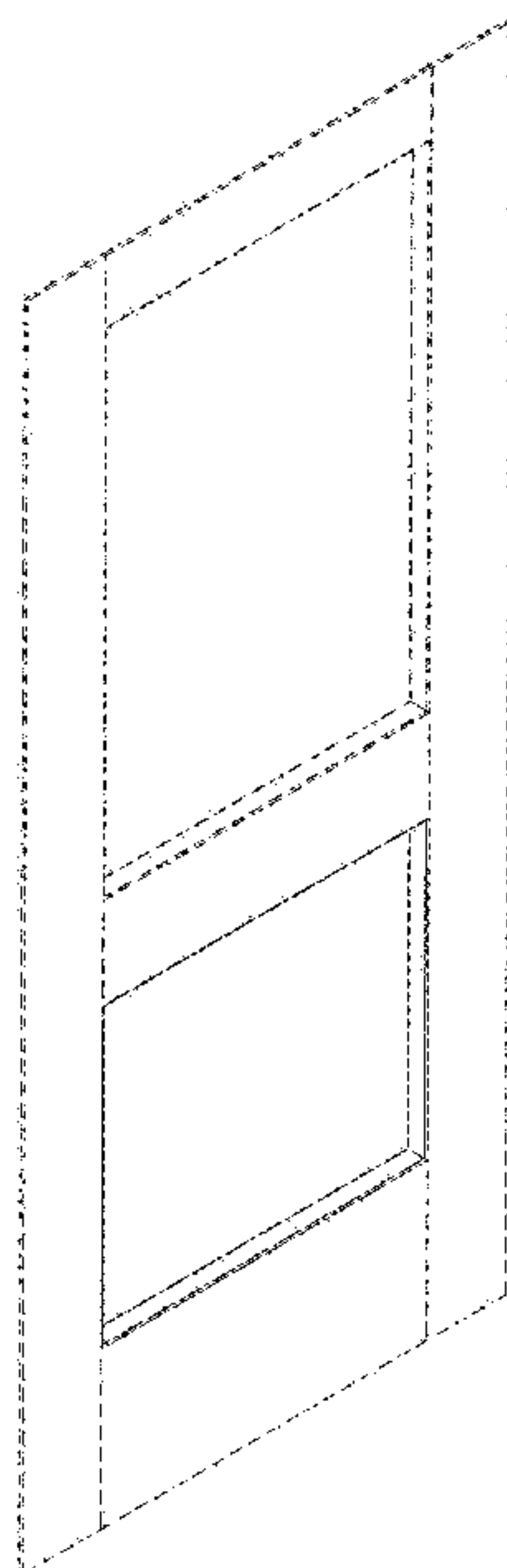
(57) **CLAIM**

The ornamental design for a door facing, as shown and described.

**DESCRIPTION**

FIG. 1 is a front perspective view of a door facing, showing our new design;  
 FIG. 2 is a front elevational view thereof;  
 FIG. 3 is a rear elevational view thereof;  
 FIG. 4 is a top plan view thereof;  
 FIG. 5 is a bottom plan view thereof;  
 FIG. 6 is a cross sectional view taken along the line 6-6 of FIG. 2 and viewed in the direction of the arrows;  
 FIG. 7 is an enlarged view of a portion of the door facing shown in the circle “7” of FIG. 6;  
 FIG. 8 is a left side plan view thereof;  
 FIG. 9 is a right side plan view thereof; and,  
 FIG. 10 is a cross sectional view taken along the line 10-10 of FIG. 2 and viewed in the direction of the arrows.  
 The broken lines depict portions of the door facing that form no part of the claimed design. The broken line circles of FIGS. 6 and 7 depict the limits of the enlarged views and form no part of the claimed design.

**1 Claim, 5 Drawing Sheets**



(56)

**References Cited**

U.S. PATENT DOCUMENTS

1,150,755	A *	8/1915	Frey et al. ....	B64C 1/1492
				52/800.15
1,391,949	A *	9/1921	Gogay .....	E06B 3/728
				52/784.13
1,771,304	A *	7/1930	MacGruder .....	E06B 5/16
				52/455
D576,740	S	9/2008	Steiber	
D585,143	S *	1/2009	Steiber .....	D25/48.3
D585,144	S *	1/2009	Steiber .....	D25/48.3
D587,815	S *	3/2009	Steiber .....	D25/48.3
D665,099	S	8/2012	Paxton	
D692,582	S	10/2013	Paxton	
D735,888	S	8/2015	Gouge	
D736,409	S	8/2015	Gouge	
D756,534	S *	5/2016	Allen .....	D25/48.3
D796,060	S *	8/2017	Cox .....	D25/48.3
D797,312	S *	9/2017	Cox .....	D25/48.3
D797,954	S *	9/2017	Allen .....	D25/48.3
D804,057	S *	11/2017	Allen .....	D25/48.3
D819,227	S *	5/2018	Cox .....	D25/48.3
D844,176	S *	3/2019	Allen .....	D25/48.3
D900,339	S *	10/2020	Allen .....	D25/48.3
D908,245	S *	1/2021	Allen .....	D25/48.3
2003/0140587	A1	7/2003	Smith	
2012/0141717	A1 *	6/2012	Overton .....	E06B 3/725
				428/57

\* cited by examiner

FIG. 1

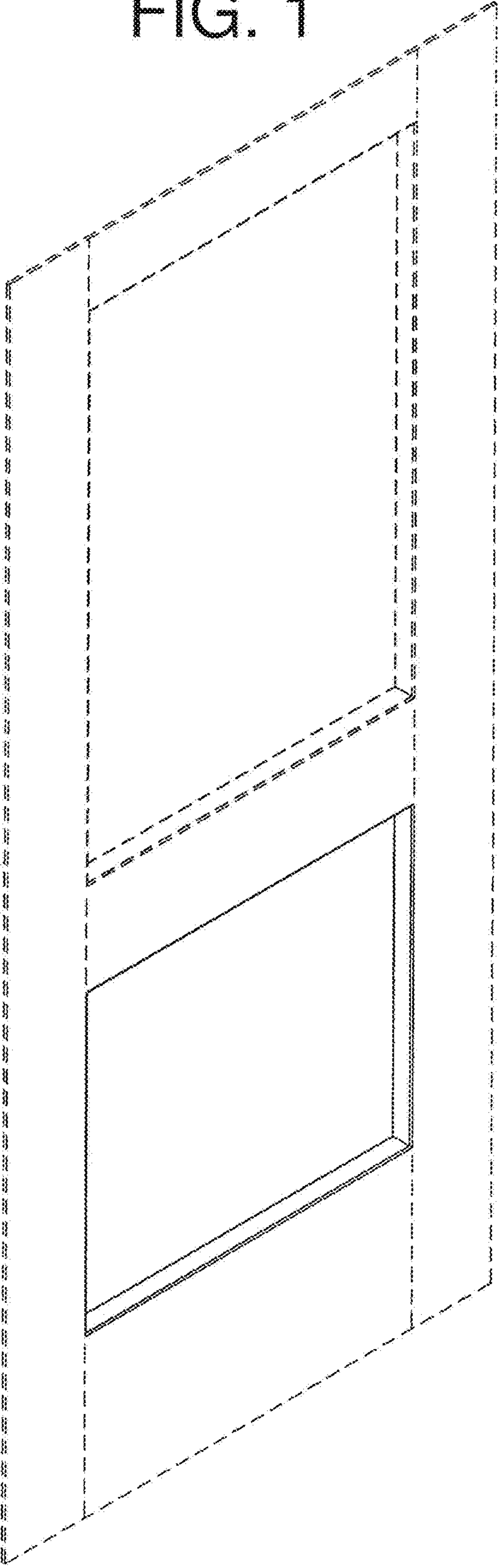


FIG. 2

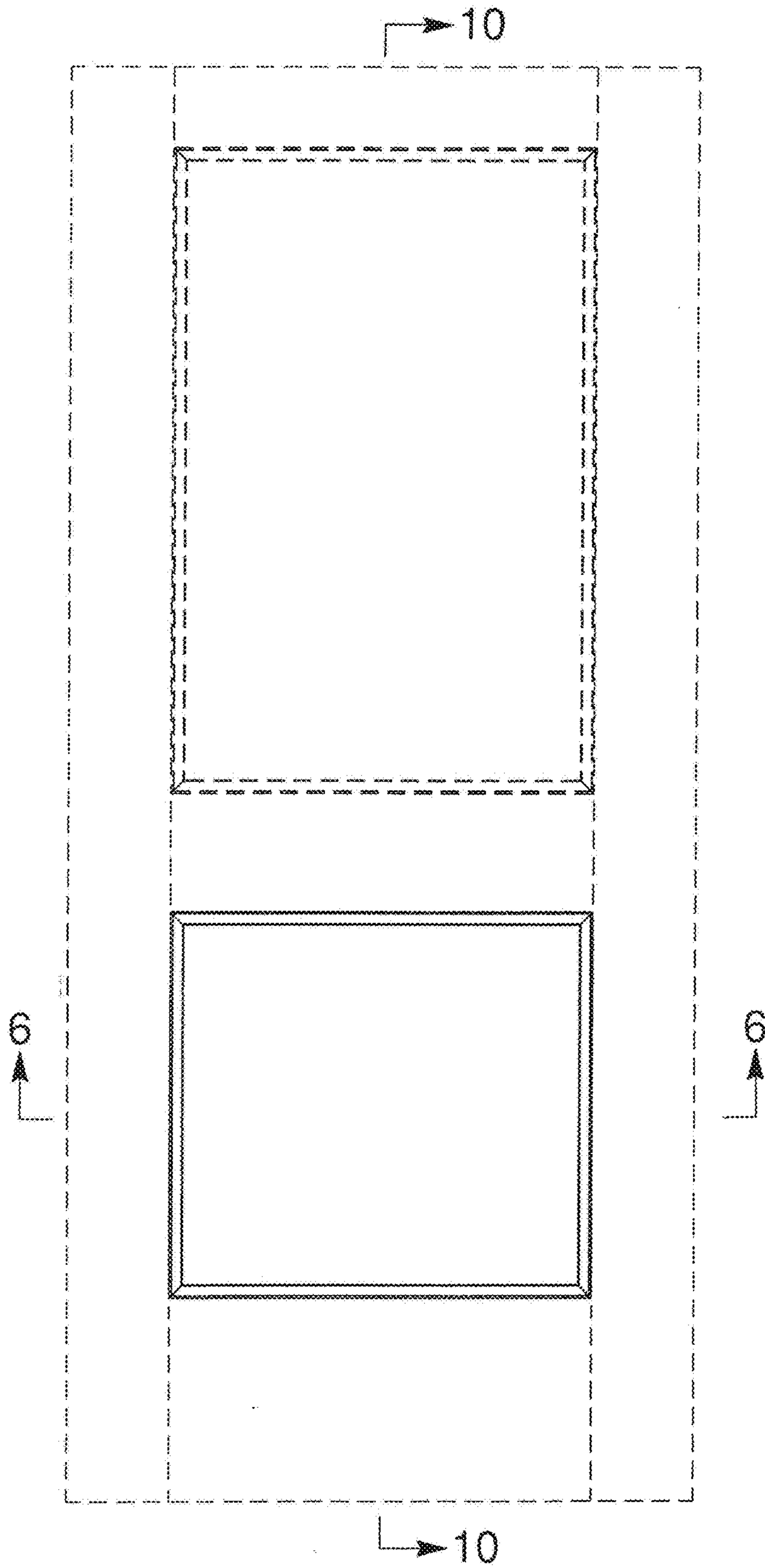


FIG. 3

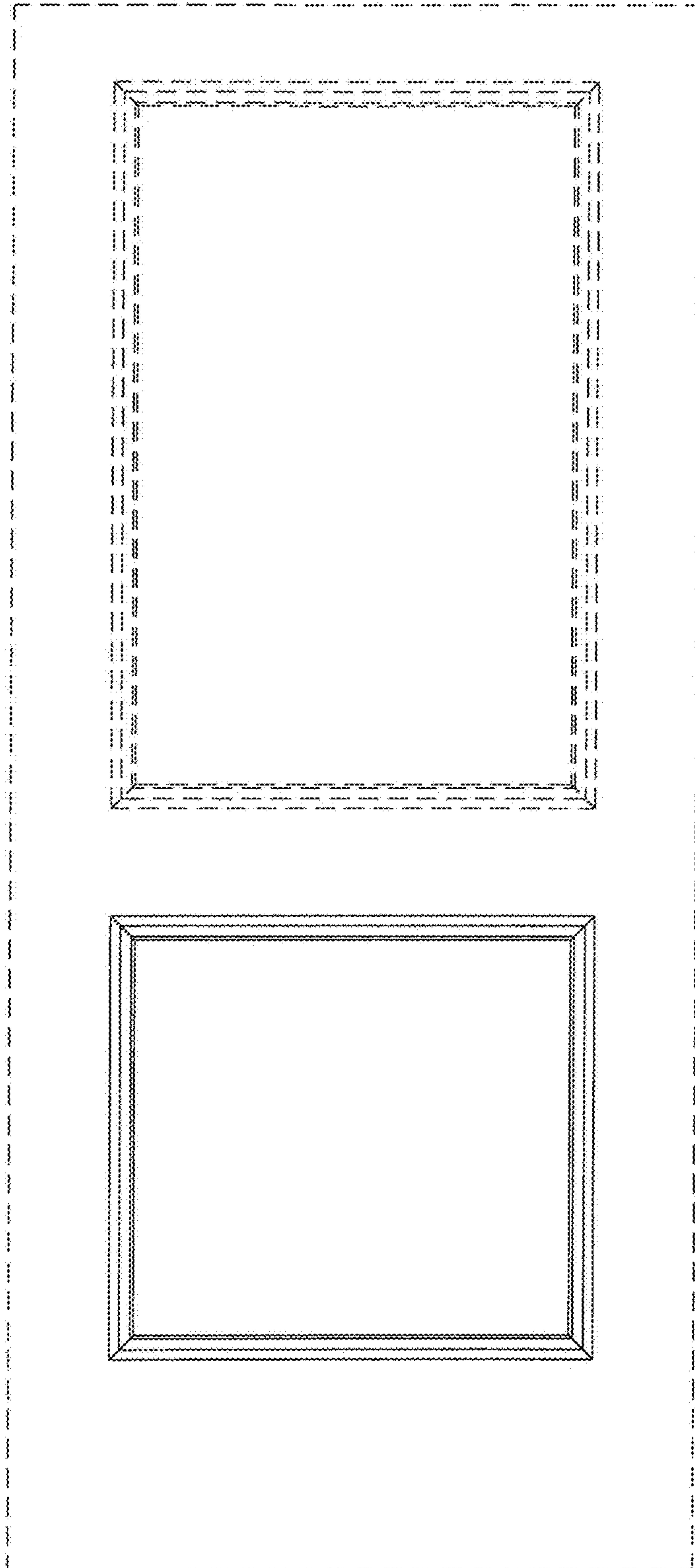




FIG. 4

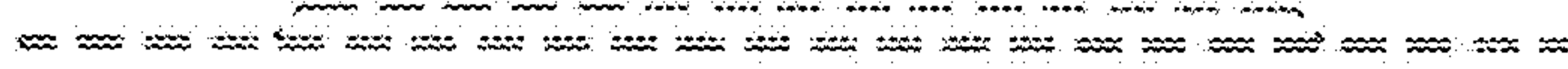


FIG. 5




FIG. 6




FIG. 7

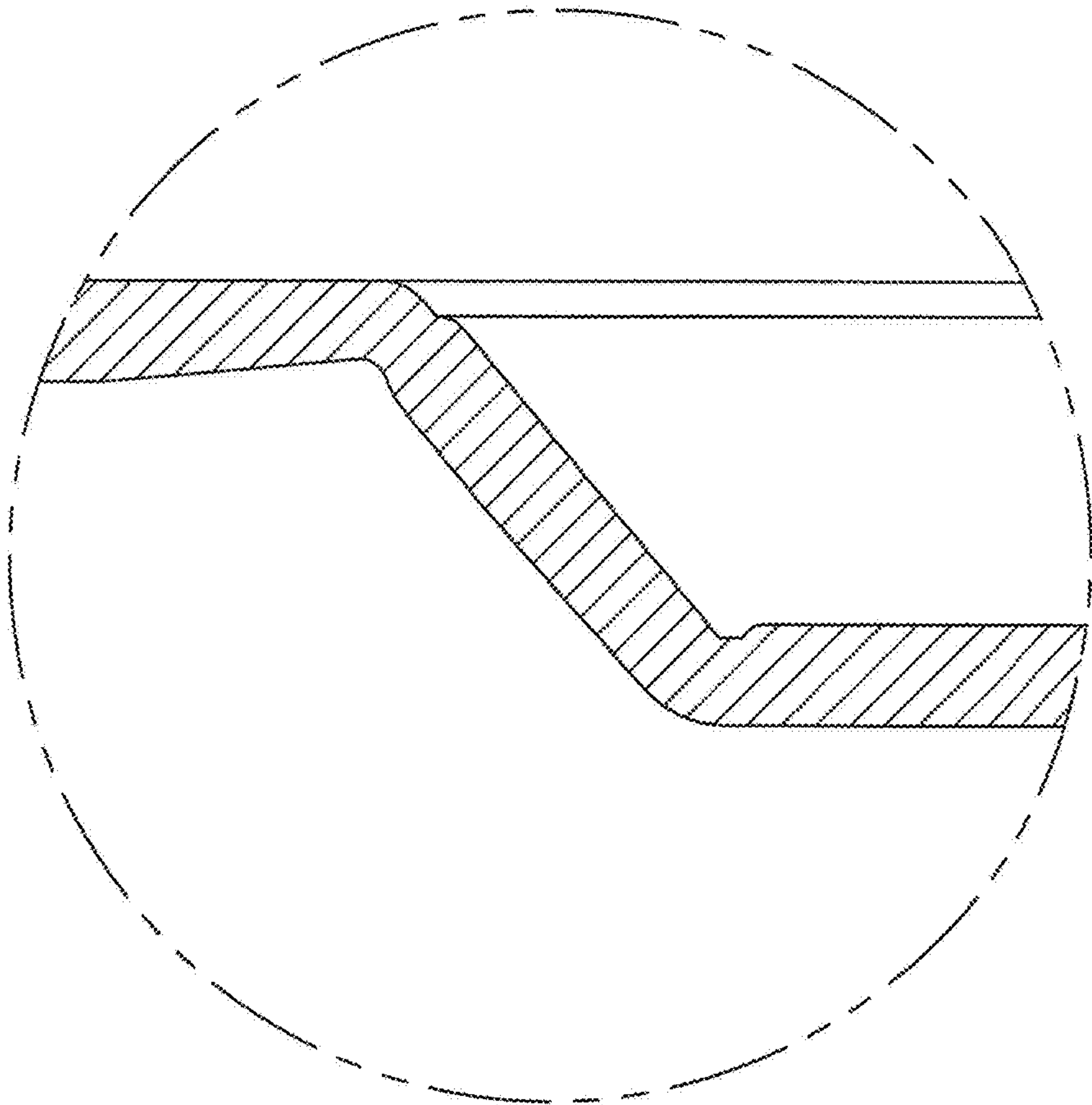


Fig. 8

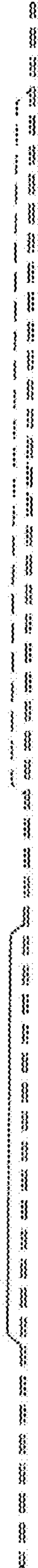


Fig. 9

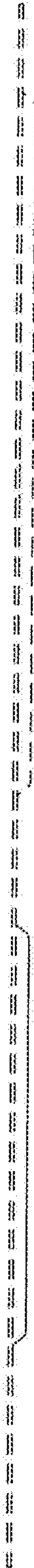


Fig. 10

