



US00D944409S

(12) **United States Design Patent**
Lei et al.

(10) **Patent No.:** **US D944,409 S**
(45) **Date of Patent:** **** Feb. 22, 2022**

(54) **COMBINED LIQUID SAMPLE COLLECTOR AND TEST DEVICE**

(71) Applicants: **Healgen Scientific Limited**, Houston, TX (US); **Zhejiang Orient Gene Biotech Co., Ltd**, Zhejiang (CN)

(72) Inventors: **Siyu Lei**, Zhejiang (CN); **Jianqiu Fang**, Houston, TX (US)

(73) Assignees: **HEALGEN SCIENTIFIC LIMITED**, Houston, TX (US); **ZHEJIANG ORIENT GENE BIOTECH CO., LTD**, Anji (CN)

(**) Term: **15 Years**

(21) Appl. No.: **29/658,323**

(22) Filed: **Jul. 30, 2018**

(30) **Foreign Application Priority Data**

Jul. 26, 2018 (CN) 201830406233.0
Jul. 26, 2018 (CN) 201830406234.5

(51) **LOC (13) Cl.** **24-02**

(52) **U.S. Cl.**
USPC **D24/216**

(58) **Field of Classification Search**
USPC D24/121, 186, 216, 223, 224, 227
CPC .. A61B 10/0045; A61B 10/0051; A61B 10/00
See application file for complete search history.

(56) **References Cited**

U.S. PATENT DOCUMENTS

D411,014 S * 6/1999 Berger D24/224
D472,975 S * 4/2003 Iori D24/216

D634,441 S * 3/2011 Sattler D24/224
D785,195 S * 4/2017 Owen D24/224
D855,826 S * 8/2019 Buse D24/227
10,656,138 B2 * 5/2020 Lei B01L 3/502
D902,428 S * 11/2020 Klintstedt D24/223
2011/0120236 A1 * 5/2011 Niedbala A61B 10/0045
73/863.23
2015/0111215 A1 * 4/2015 Ross B01L 3/5029
435/6.12
2016/0151779 A1 * 6/2016 Fuller B01L 3/5029
422/557
2017/0151557 A1 * 6/2017 Lei A61B 10/0096
2018/0161018 A1 * 6/2018 Kushon A61B 5/150251

* cited by examiner

Primary Examiner — Lilyana Bekic

(74) *Attorney, Agent, or Firm* — NZ Carr Law Office LLP

(57) **CLAIM**

The ornamental design for a combined liquid sample collector and test device, as shown and described.

DESCRIPTION

FIG. 1 is a top, front, left perspective view of a combined liquid sample collector and test device showing our new design;

FIG. 2 is a bottom, front, right view thereof;

FIG. 3 is a front elevation view thereof;

FIG. 4 is a rear elevation view thereof;

FIG. 5 is a right elevation view thereof;


FIG. 6 is a left elevation view thereof;

FIG. 7 is a top plan view thereof; and,

FIG. 8 is a bottom plan view thereof.

All broken lines represent portions of the combined liquid sample collector and test device that form no part of the claimed design.

1 Claim, 8 Drawing Sheets






Fig. 1

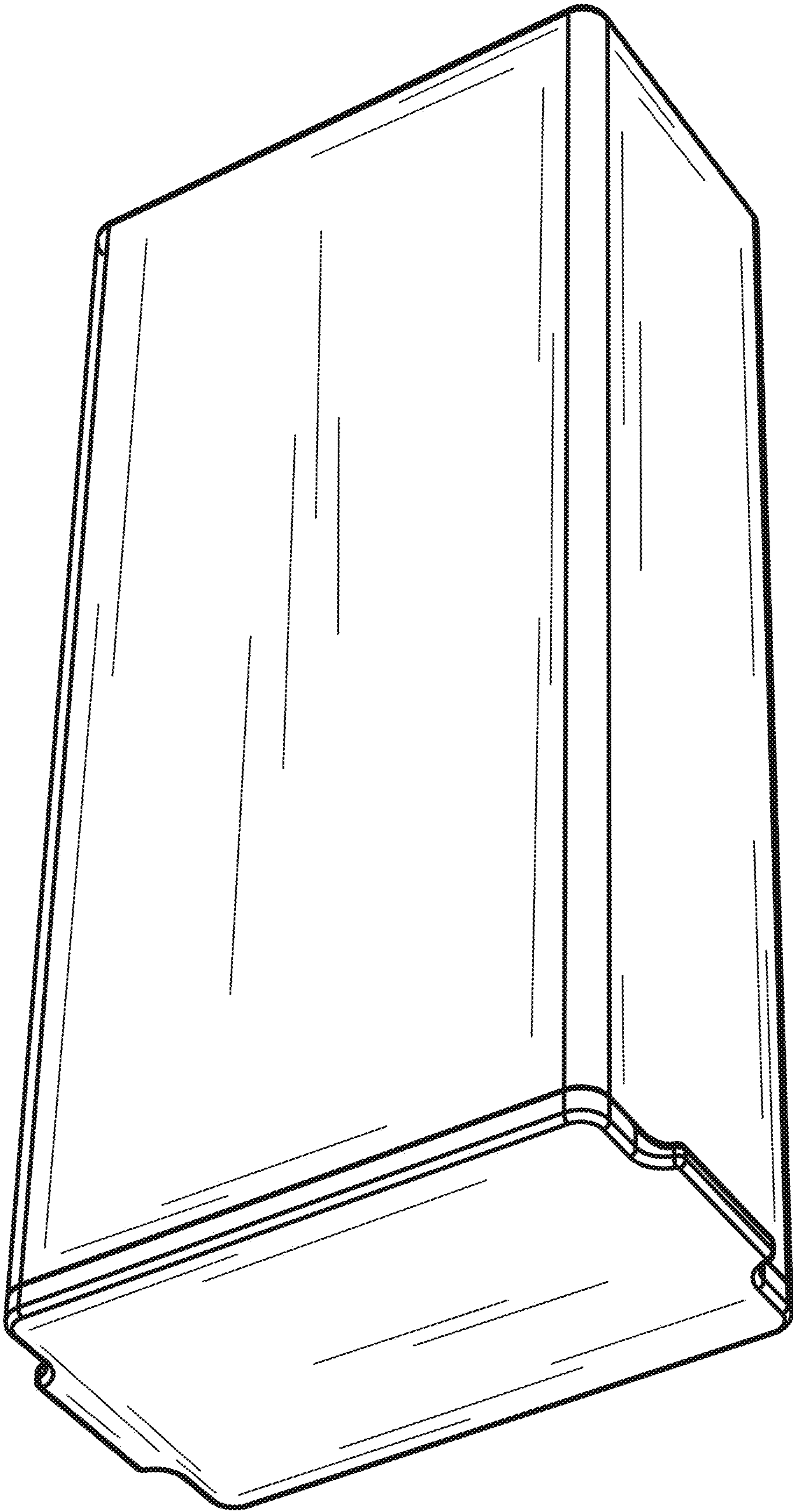


Fig. 2

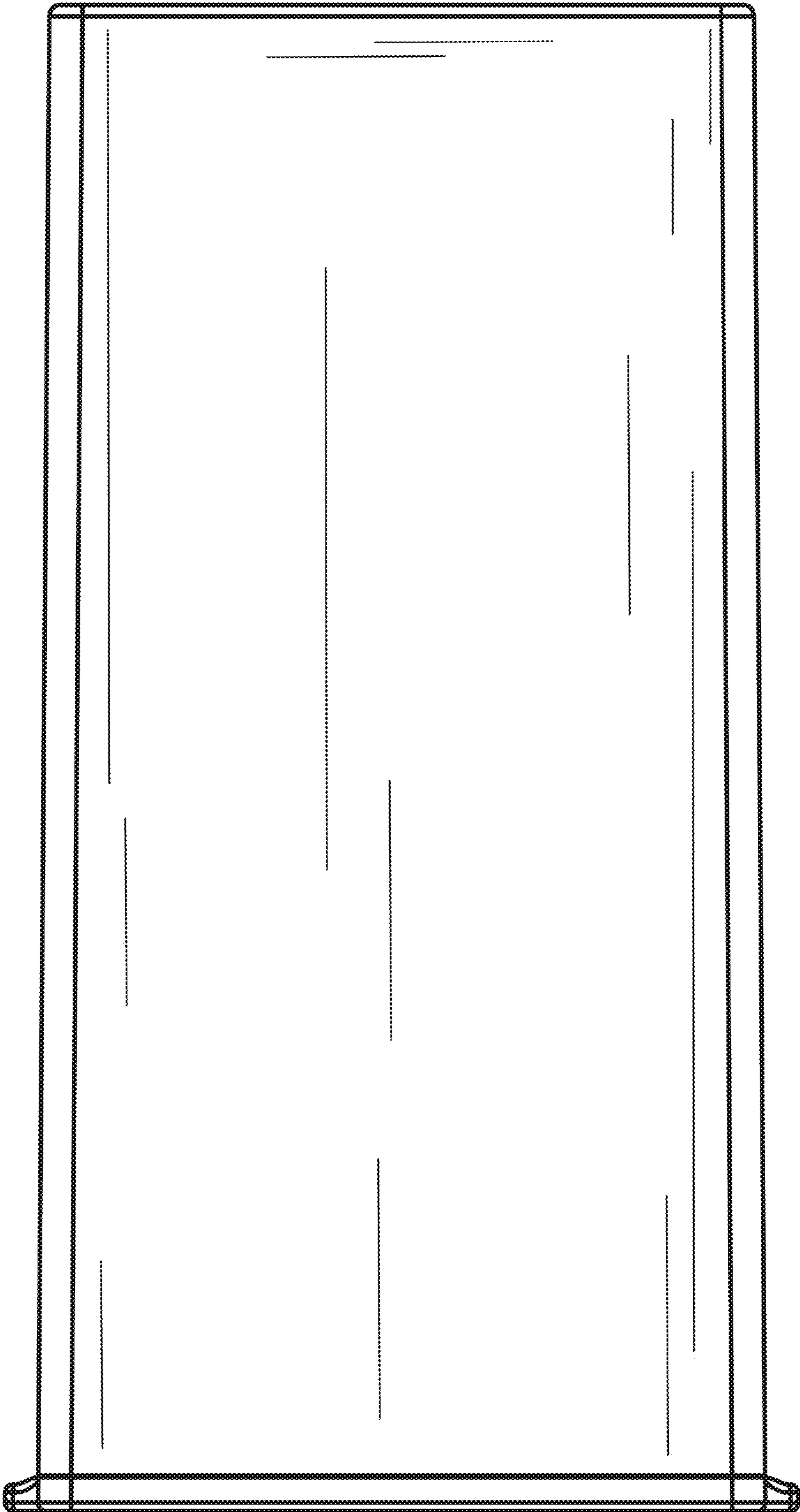


Fig. 3

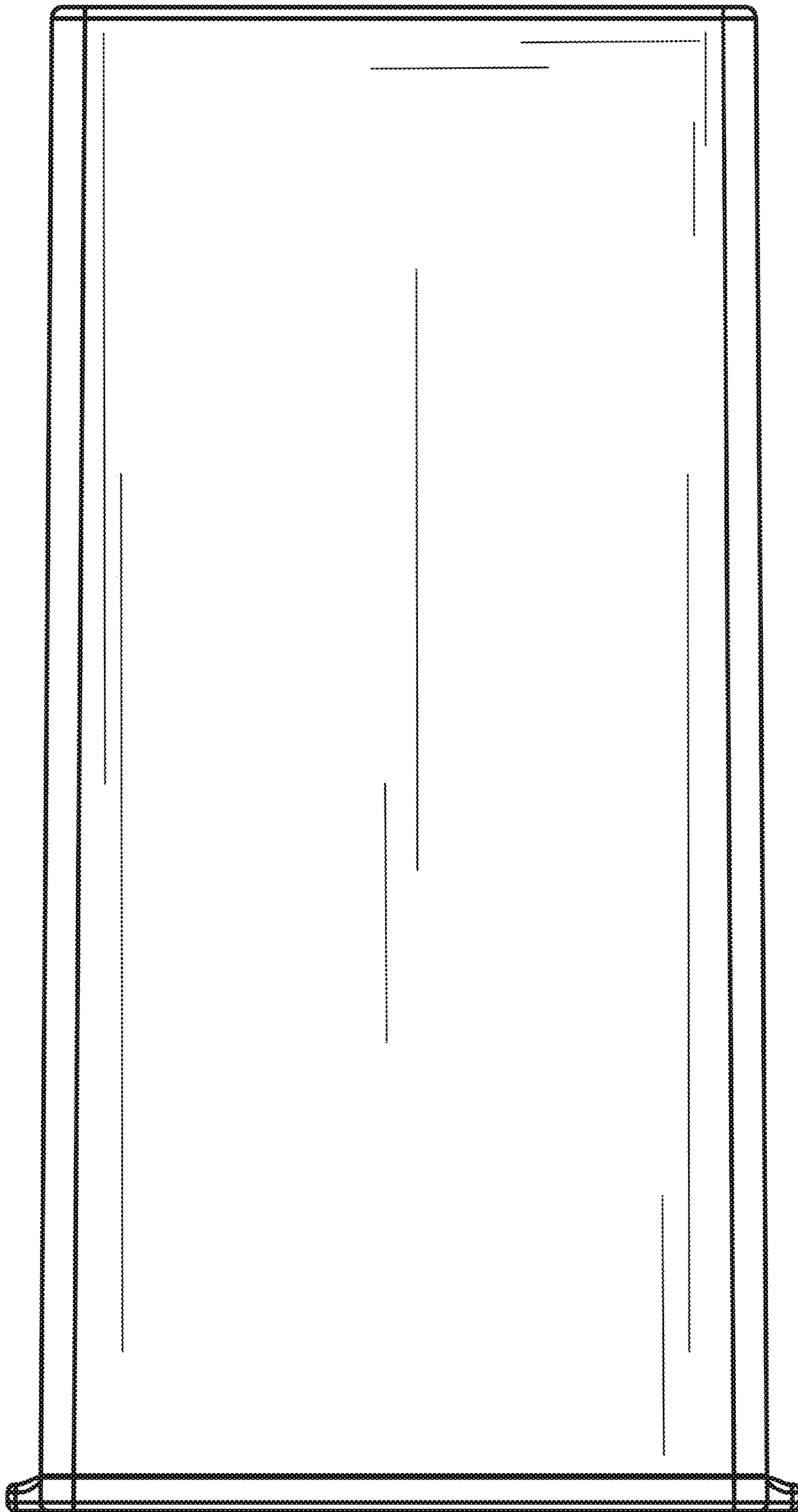


Fig. 4




Fig. 5

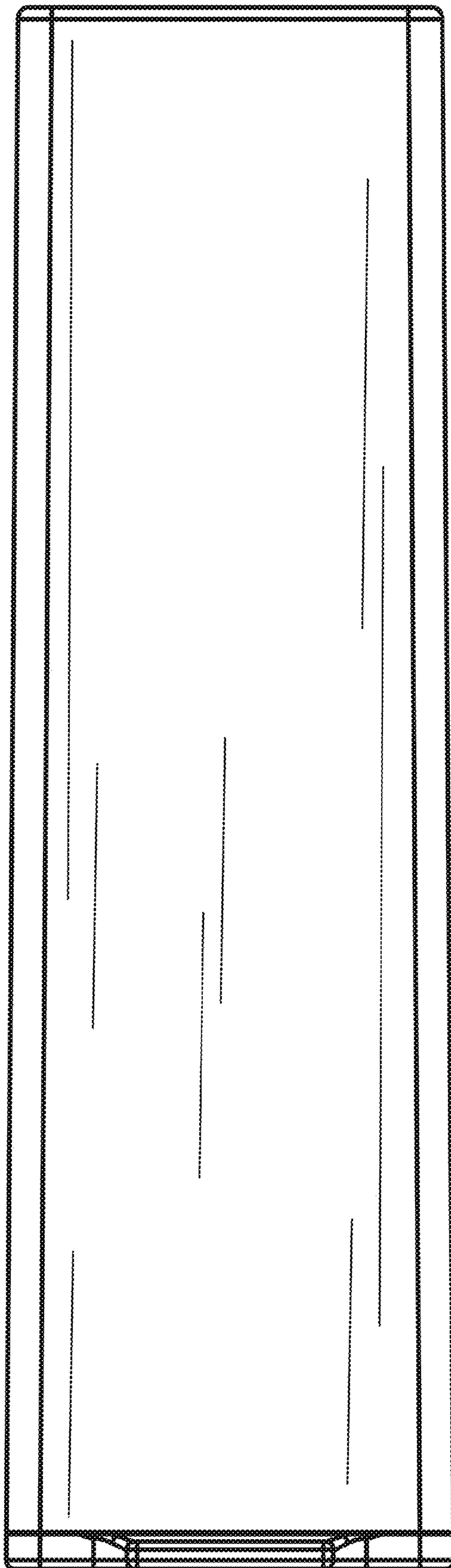


Fig. 6

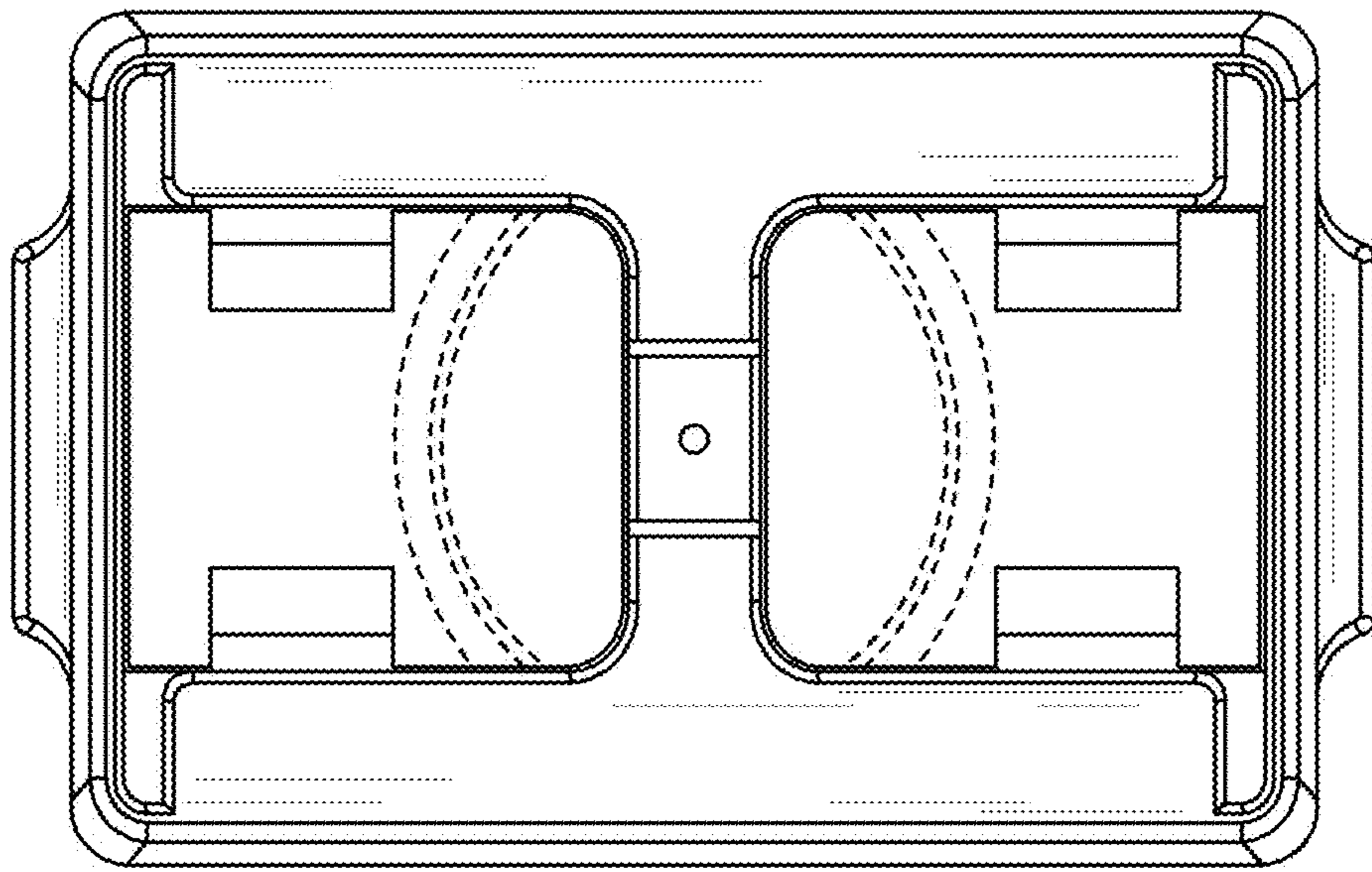


Fig. 7




Fig. 8