



US00D944395S

(12) **United States Design Patent** (10) **Patent No.:** **US D944,395 S**
Harris et al. (45) **Date of Patent:** **** Feb. 22, 2022**

(54) **ULTRASONIC CATHETER HANDPIECE WITH CATHETER**

https://www.bd.com/assets/documents/brochures/vascular-surgery/PI_PV_Crosser-CTO-Recanalization-Catheter_BR_EN.pdf (Year: 2017).*

(71) Applicant: **Bard Peripheral Vascular, Inc.**, Franklin Lakes, NJ (US)

(Continued)

(72) Inventors: **Keith Harris**, Mesa, AZ (US);
Catherine Madrid, Chandler, AZ (US);
Genevieve Messina, Tempe, AZ (US);
William Parmentier, Tempe, AZ (US)

Primary Examiner — Natasha Vujcic
Assistant Examiner — Gilbert B Ford

(74) *Attorney, Agent, or Firm* — Dinsmore & Shohl LLP

(73) Assignee: **Bard Peripheral Vascular, Inc.**, Franklin Lakes, NJ (US)

(57) **CLAIM**

We claim, the ornamental design for an ultrasonic catheter handpiece with catheter, as shown and described.

(**) Term: **15 Years**

(21) Appl. No.: **29/736,680**

DESCRIPTION

(22) Filed: **Jun. 2, 2020**

(51) **LOC (13) Cl.** **24-02**

(52) **U.S. Cl.**

USPC **D24/130**; D24/112; D24/133

(58) **Field of Classification Search**

USPC D24/129–130, 145–147, 133, 112–113, D24/231

This application is related to U.S. Patent Application Ser. No. 29/736,666 and 29/736,695, each filed on Jun. 2, 2020. FIG. 1 is a top perspective view of an ultrasonic catheter handpiece with catheter showing our new design; FIG. 2 is a top view of the ultrasonic catheter handpiece with catheter of FIG. 1; FIG. 3 is a bottom view of the ultrasonic catheter handpiece with catheter of FIG. 1; FIG. 4 is a right side view of the ultrasonic catheter handpiece with catheter of FIG. 1; FIG. 5 is a left side view of the ultrasonic catheter handpiece with catheter of FIG. 1; FIG. 6 is a first end view of the ultrasonic catheter handpiece with catheter of FIG. 1 as viewed from the distal end toward the proximal end of the ultrasonic catheter handpiece with catheter; and, FIG. 7 is a second end view of the ultrasonic catheter handpiece with catheter of FIG. 1 as viewed from the proximal end toward the distal end of the ultrasonic catheter handpiece with catheter.

(Continued)

(56) **References Cited**

U.S. PATENT DOCUMENTS

5,176,655 A 1/1993 McCormick et al.
D343,678 S * 1/1994 Snoke D24/112

(Continued)

FOREIGN PATENT DOCUMENTS

CN 306598827 * 6/2021
EM 008201305-0001 * 12/2020
JP D1682308 * 3/2021

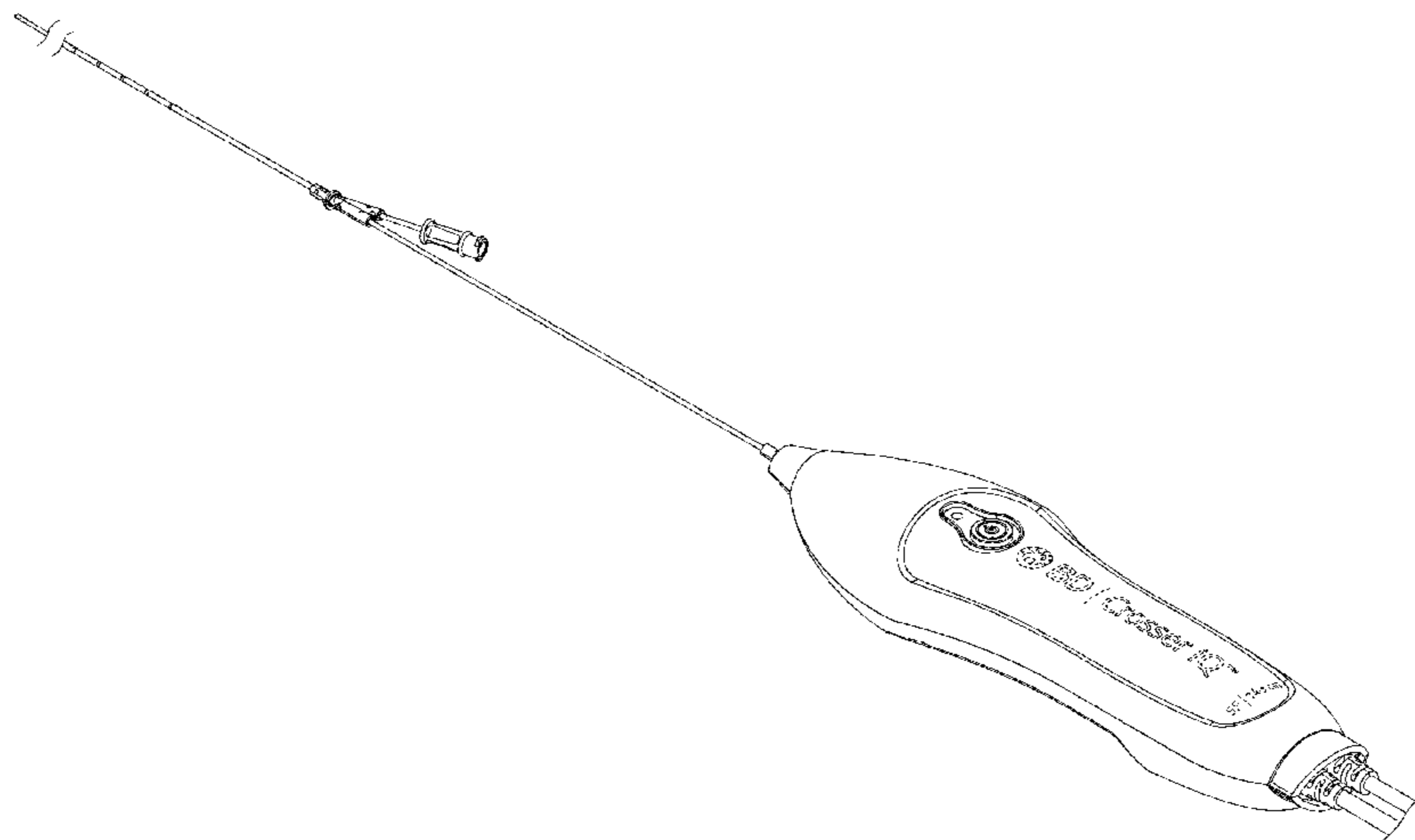
OTHER PUBLICATIONS

Intraluminal Crossing Via Atherectomy, vascular surgery catalog, bd.com, [Post Date 2017], [Seen Oct. 26, 2021], Seen at URL:

The broken lines in the drawings illustrate portions of an ultrasonic catheter handpiece with catheter and form no part of the claimed design.

The ultrasonic catheter handpiece with catheter is shown with symbolic breaks in its length. The appearance of any

(Continued)



portion of the ultrasonic catheter handpiece with catheter omitted between or adjacent the break lines forms no part of the claimed design.

1 Claim, 4 Drawing Sheets

(58) Field of Classification Search

CPC A61M 25/0136; A61M 25/0009; A61B 17/320758; A61B 2017/22001; A61B 8/445

See application file for complete search history.

(56) References Cited

U.S. PATENT DOCUMENTS

6,213,978 B1 * 4/2001 Voyten A61M 25/0606
604/164.01

6,589,164 B1 7/2003 Flaherty

6,949,086 B2 9/2005 Ferguson et al.

7,141,040 B2 * 11/2006 Lichtenberg A61M 25/0631
604/164.01

7,144,378 B2 12/2006 Arnott

7,204,464 B2 4/2007 Chandra et al.

D629,098 S * 12/2010 Sonleiter D24/133

7,931,660 B2 * 4/2011 Aranyi A61B 17/064
606/143

8,046,052 B2 10/2011 Verard et al.

D665,909 S * 8/2012 Dodd D24/146

8,353,812 B2 1/2013 Vermeere et al.

8,414,473 B2 4/2013 Jenkins et al.

8,448,786 B2 5/2013 Tomes et al.

D685,472 S 7/2013 Hunt et al.

D685,907 S 7/2013 Park et al.

8,540,130 B2 9/2013 Moore et al.

8,573,465 B2 11/2013 Shelton, IV

8,678,190 B2 3/2014 Tomes et al.

8,702,626 B1 4/2014 Kim et al.

8,747,387 B2 * 6/2014 Belley A61M 25/0606
604/537

8,951,195 B2 2/2015 Sheldon et al.

8,986,226 B2 3/2015 Cude

8,986,257 B2 3/2015 Rosenberg et al.

9,050,438 B2 6/2015 Rollins et al.

9,108,027 B2 8/2015 Eubanks et al.

D744,644 S 12/2015 Lee et al.

D748,246 S 1/2016 Perthu

9,295,815 B2 3/2016 Stevens et al.

9,308,349 B2 4/2016 Rezac et al.

9,420,992 B2 8/2016 Sheldon et al.

9,427,207 B2 8/2016 Sheldon et al.

9,445,723 B2 9/2016 Hoffman et al.

D770,619 S 11/2016 Genender et al.

9,522,753 B2 12/2016 Tomes et al.

D776,253 S 1/2017 Li

D779,670 S * 2/2017 Krystyniak D24/146

9,636,083 B2 5/2017 Boctor et al.

9,693,756 B2 7/2017 Tomes et al.

9,745,088 B2 8/2017 Tomes et al.

D798,445 S * 9/2017 Heni D24/133

9,814,864 B2 11/2017 Scarpine et al.

D810,291 S 2/2018 Genender et al.

9,931,101 B2 4/2018 Okubo et al.

9,937,327 B2 4/2018 Rosenberg et al.

D818,122 S * 5/2018 Oberkircher D24/133

9,987,468 B2 6/2018 Bagwell et al.

10,065,024 B2 9/2018 Coppi

10,143,826 B2 12/2018 Castro et al.

D843,573 S * 3/2019 Avuthu D24/144

D846,738 S * 4/2019 Kalina, Jr. D24/133

D847,334 S * 4/2019 Amano D24/133

D874,649 S * 2/2020 Gonzalez D24/146

D879,290 S * 3/2020 Harman D24/138

D903,100 S * 11/2020 Stats D24/112

D909,574 S * 2/2021 Chu D24/133

D912,810 S * 3/2021 Harry D24/133

2008/0097294 A1 4/2008 Prather et al.

2014/0074034 A1 * 3/2014 Tanabe A61M 25/0097
604/167.03

2015/0101616 A1 4/2015 Wiley et al.

2017/0020539 A1 * 1/2017 Guggenheimer
A61B 17/320758

2017/0259043 A1 9/2017 Chan et al.

2017/0325780 A1 11/2017 Neto

2017/0340787 A1 11/2017 Corbett et al.

2017/0368317 A1 12/2017 Lundh et al.

2018/0050178 A1 2/2018 Marsman

2018/0057196 A1 3/2018 Tomes et al.

2018/0199915 A1 * 7/2018 Coker A61B 8/0841

2019/0275303 A1 * 9/2019 Tran A61M 25/0693

2020/0121286 A1 * 4/2020 Corrigan A61B 8/445

2020/0261111 A1 * 8/2020 Randall A61B 17/22012

2021/0244473 A1 * 8/2021 Cook A61M 25/10

OTHER PUBLICATIONS

PAVmed Receives European CE Mark Certification for its CarpX® Minimally Invasive Carpal Tunnel Device, yahoo.com [Post date May 25, 2021], [seen Oct. 26, 2021], Seen at URL: <https://finance.yahoo.com/news/pavmed-receives-european-ce-mark-133000329.html> (Year: 2021).*

Precision™ 1000 Ultrasonic Surgical System, Lepu medical, [Post Date Jan. 25, 2021], [Site seen Oct. 26, 2021], Seen at URL: <https://en.lepumedical.com/products/precision-1000-ultrasonic-surgical-system/> (Year: 2021).*

Buchel, D., Narvik, R., Hallabrin, B. et al. Ergonomics of disposable handles for minimally invasive surgery, Surgical Endoscopy (2010) 24: 992. <https://doi.org/10.1007/s00464-009-0714-x>.

Disposable circular stapler—Results from Google.com search; May 15, 2018.

Disposable minimally invasive catheter—Results from Google.com search; May 15, 2018.

Medline catheter kits—Results from Google.com search; May 15, 2018.

* cited by examiner

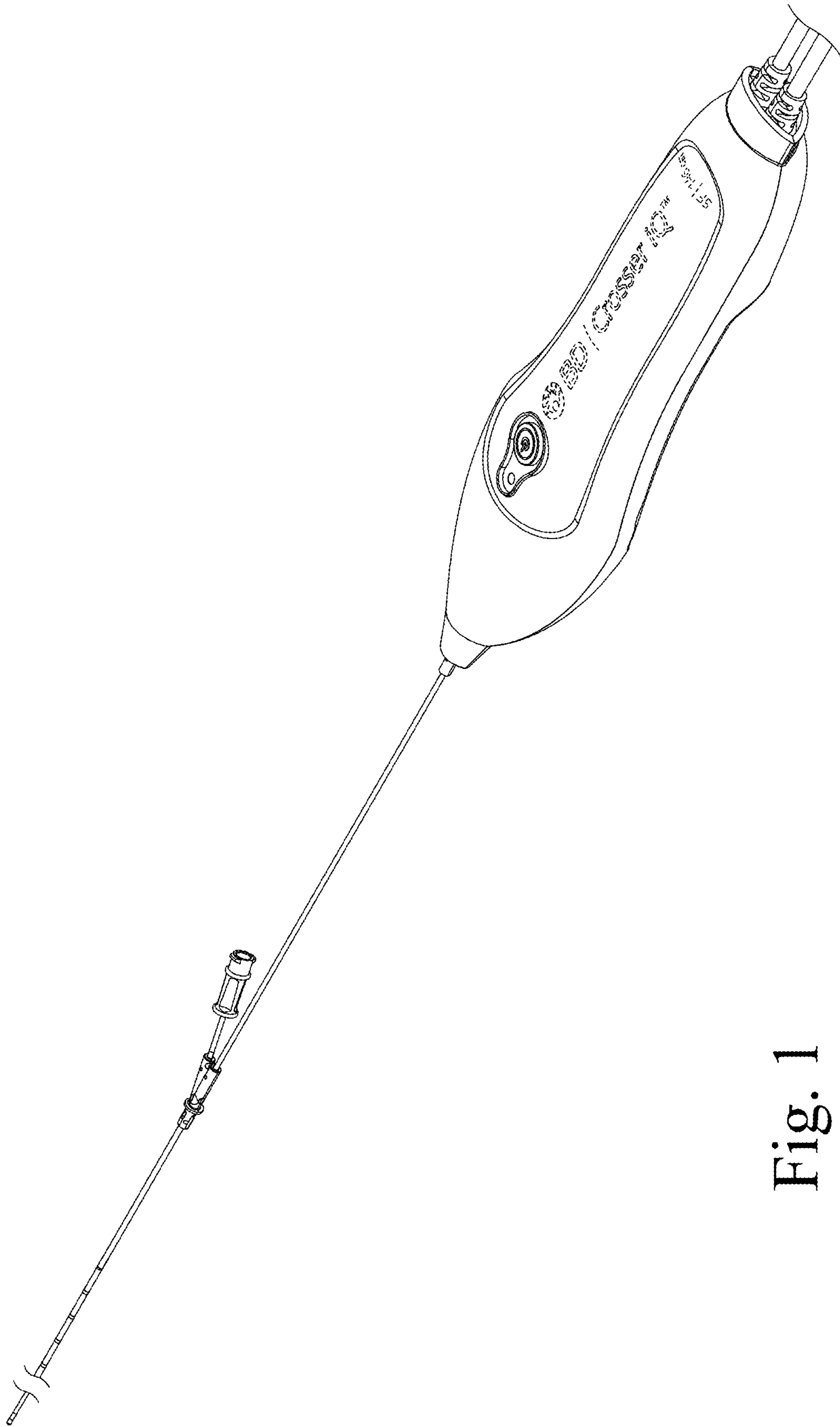


Fig. 1

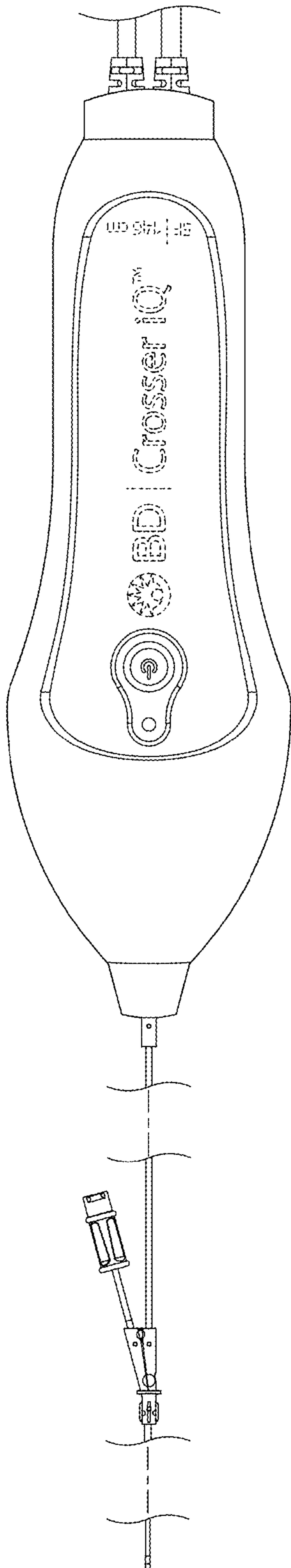


Fig. 2

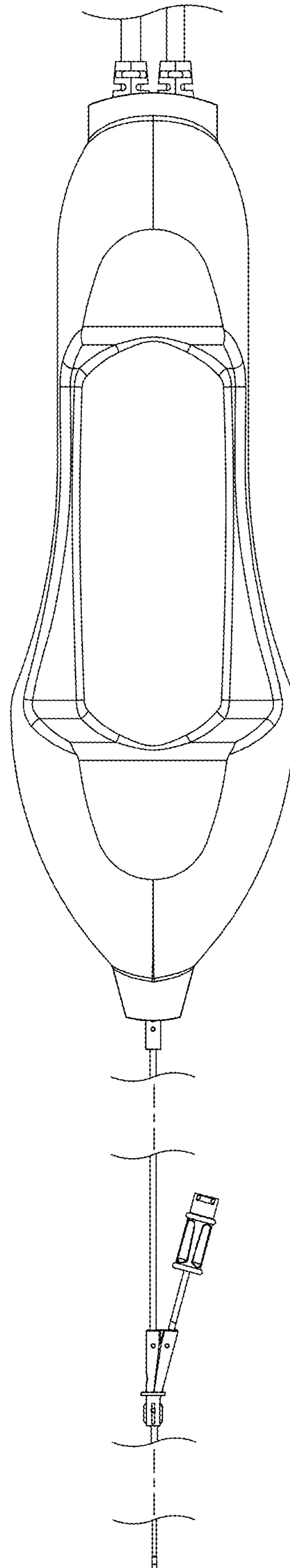


Fig. 3

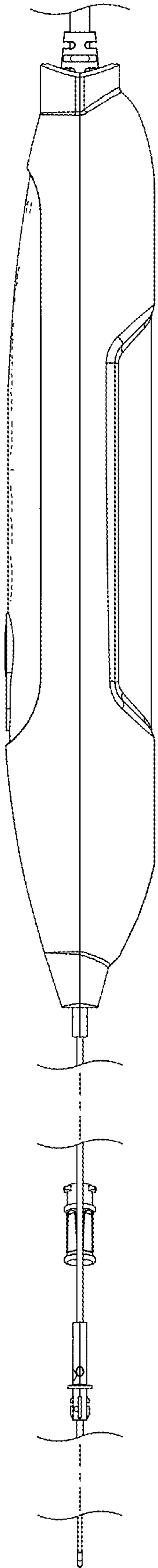


Fig. 4

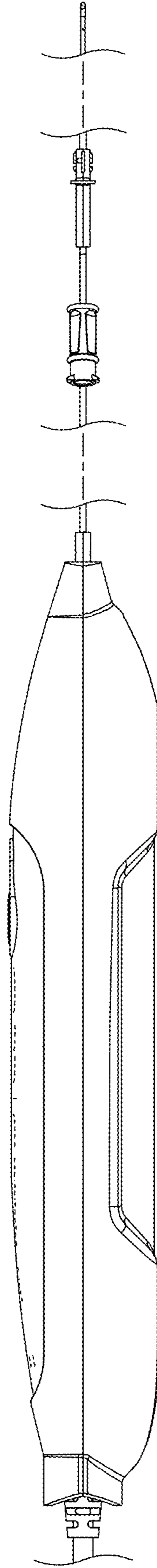


Fig. 5

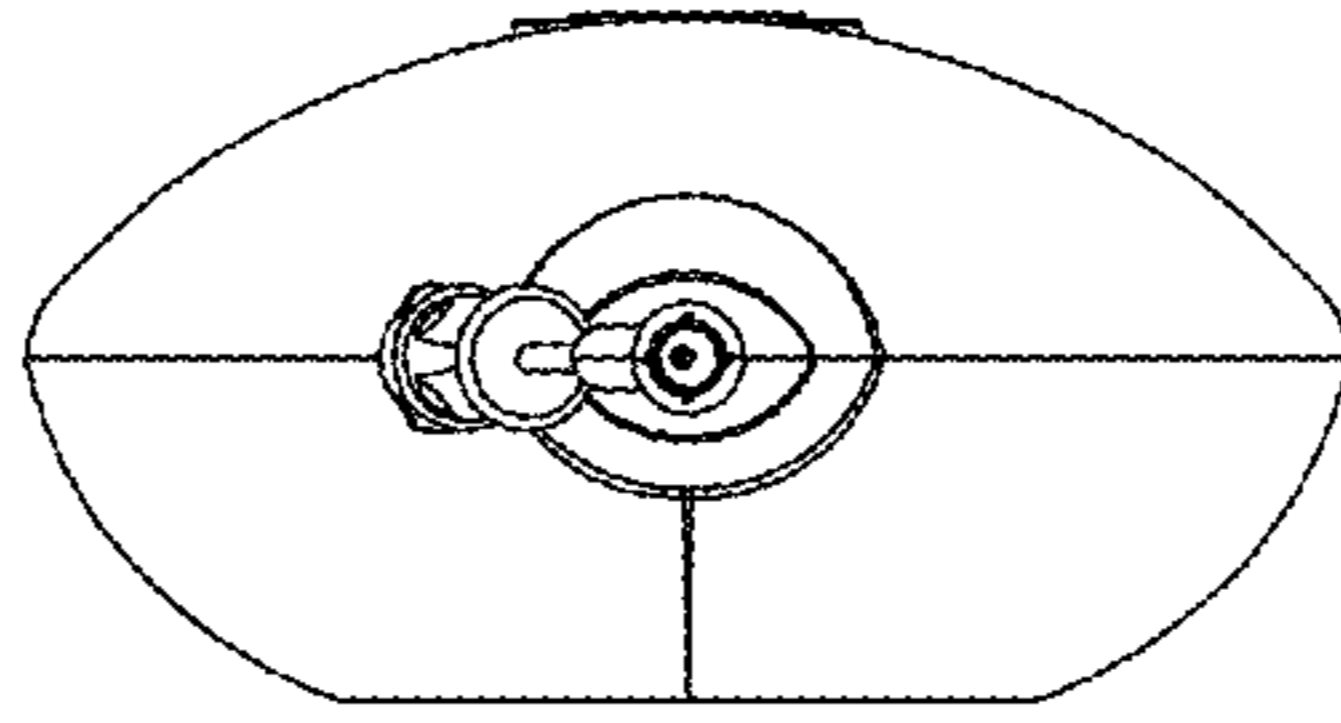


Fig. 6

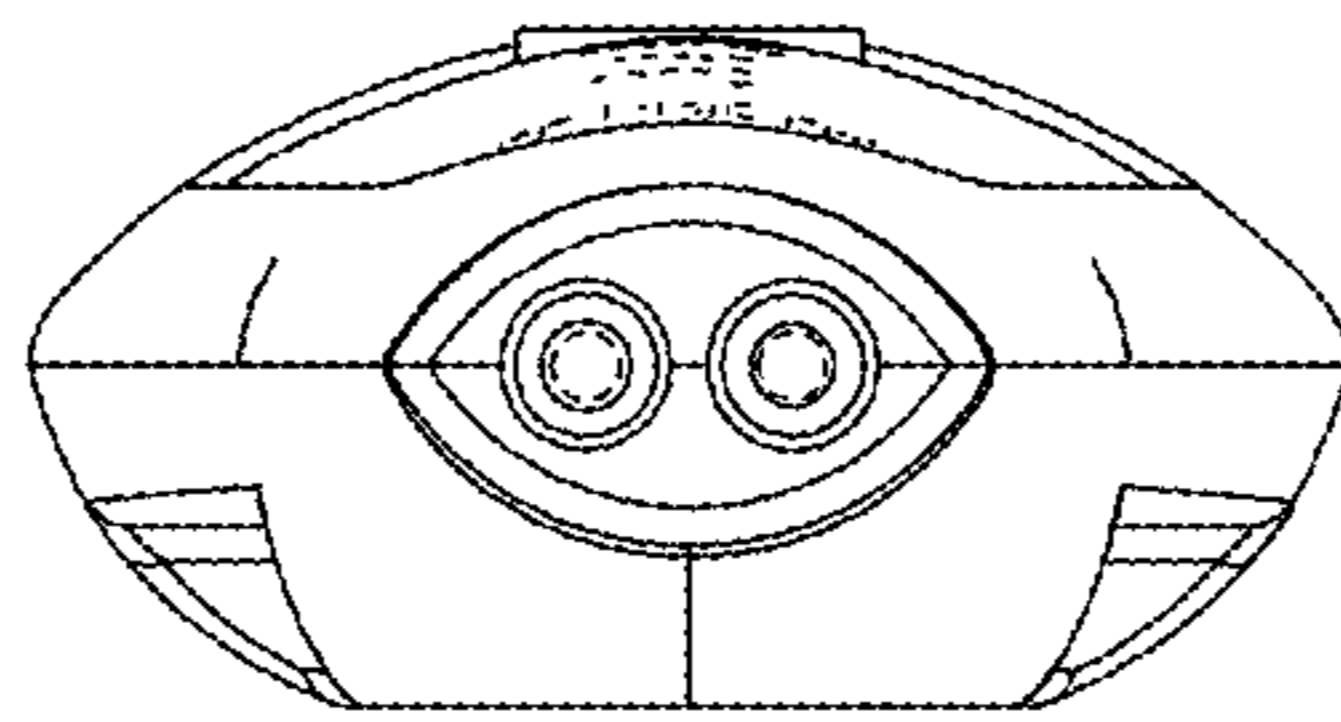


Fig. 7