



US00D944334S

(12) **United States Design Patent** (10) **Patent No.:** **US D944,334 S**
Hagler et al. (45) **Date of Patent:** **** Feb. 22, 2022**

(54) **MODEL VEHICLE BODY**
(71) Applicant: **TRAXXAS, L.P.**, McKinney, TX (US)
(72) Inventors: **Skylar Hagler**, Anna, TX (US); **Jaime Felix Barajas**, Dallas, TX (US); **Otto Karl Allmendinger**, Rowlett, TX (US); **Kent Poteet**, Lucas, TX (US)
(73) Assignee: **TRAXXAS LP**, McKinney, TX (US)

D311,361 S * 10/1990 Fujimura D12/92
D326,435 S * 5/1992 Park D12/92
5,165,751 A * 11/1992 Matsumoto B62D 35/007
296/180.5

(Continued)

FOREIGN PATENT DOCUMENTS

CN 3328250 * 10/2003
CN 3382198 * 7/2004
CN 302469398 * 6/2013

OTHER PUBLICATIONS

“Ford : Mustang lx 1992 ford mustang factory 5.0 lx coupe nice everything is new notch back look,” 1992, smartmotorguide.com, site visited Dec. 15, 2021, URL: <https://www.smartmotorguide.com/L49521656> (Year: 1992).*

(Continued)

Primary Examiner — Eric L Goodman
Assistant Examiner — Sarah L Smith
(74) *Attorney, Agent, or Firm* — Daryl R. Wright; Greg Carr

(**) Term: **15 Years**
(21) Appl. No.: **29/807,881**
(22) Filed: **Sep. 15, 2021**
(51) **LOC (13) Cl.** **21-01**
(52) **U.S. Cl.**
USPC **D21/552**; D21/533; D21/548
(58) **Field of Classification Search**
USPC D21/433, 552, 562, 548; D12/86, 89, 90,
D12/91, 92, 93, 98
CPC B62D 35/00; B62D 35/007; B62D 37/02;
Y02T 10/82; A63H 17/25; A63H 17/262;
A63H 17/266
See application file for complete search history.

(57) **CLAIM**

We claim the ornamental design for a model vehicle body, as shown and described.

DESCRIPTION

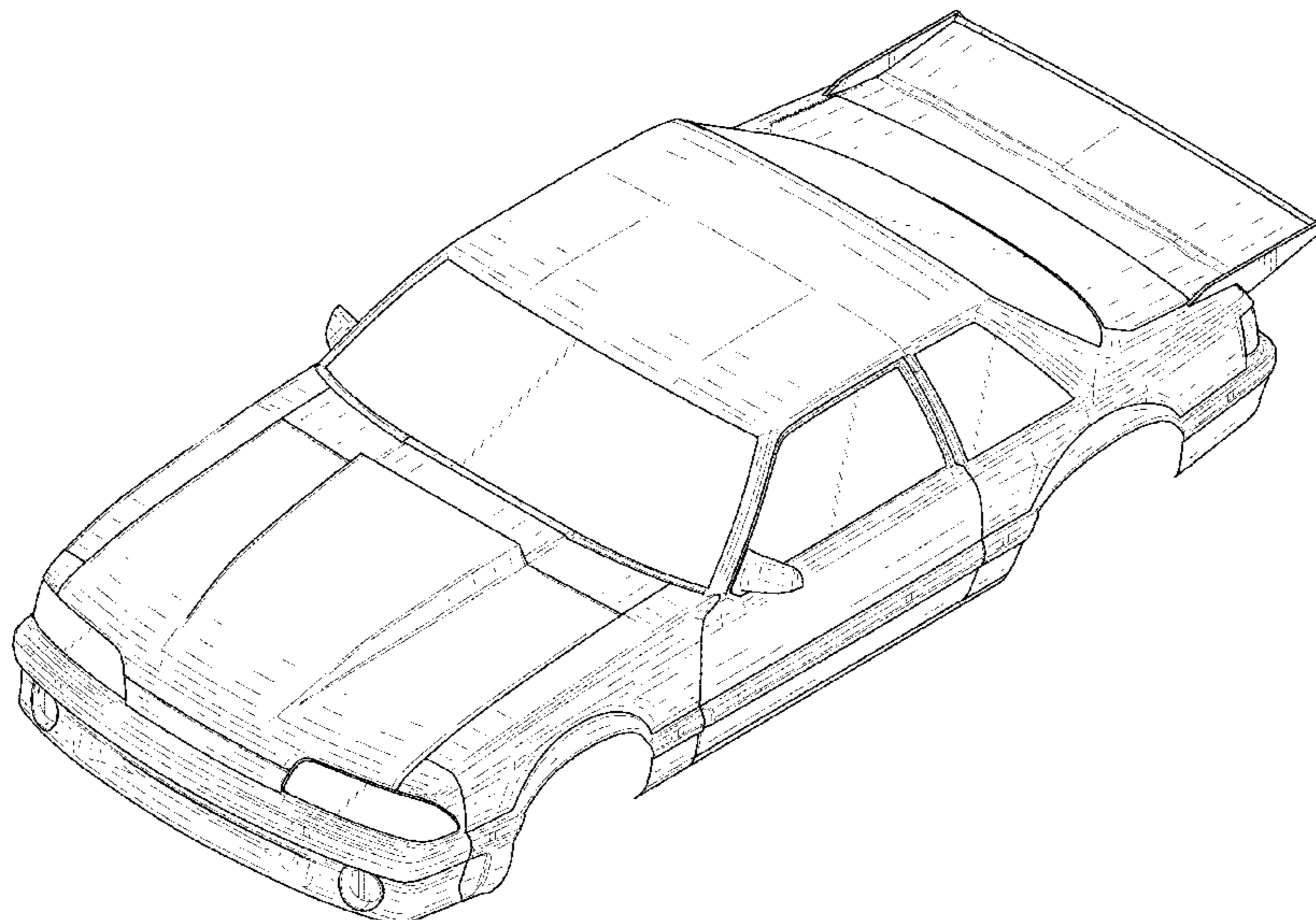
FIG. 1 is an upper, left, front perspective view of a model vehicle body showing our new design;
FIG. 2 is an upper, right, rear perspective view thereof;
FIG. 3 is a lower, right, rear perspective view thereof;
FIG. 4 is a front elevation view thereof;
FIG. 5 is a left side elevation view thereof;
FIG. 6 is a rear elevation view thereof;
FIG. 7 is a right side elevation view thereof;
FIG. 8 is an upper plan view thereof; and,
FIG. 9 is a lower plan view of the model vehicle body.
In the drawings, the broken lines illustrate portions of the model vehicle body that form no part of the claimed design.

(56) **References Cited**

U.S. PATENT DOCUMENTS

D232,928 S * 9/1974 Wilfert B62D 35/007
D12/92
3,939,605 A * 2/1976 Allen A63H 11/10
446/448
D297,523 S * 9/1988 Yamamoto B62D 35/007
D12/92
D298,522 S * 11/1988 Nakano B62D 37/02
D12/92
D301,324 S * 5/1989 Unger D12/92
D301,325 S * 5/1989 Unger D12/92
D301,848 S * 6/1989 Kurosu D12/92

1 Claim, 7 Drawing Sheets



(56)

References Cited

U.S. PATENT DOCUMENTS

D373,333 S * 9/1996 Ishibashi B62D 35/007
 D12/92
 D374,198 S * 10/1996 Axe D12/92
 D379,946 S * 6/1997 Tanabe D12/92
 5,678,884 A * 10/1997 Murkett B60K 13/02
 296/180.1
 6,520,564 B1 * 2/2003 Liang B62D 35/007
 296/180.5
 6,659,837 B1 * 12/2003 Lieberman A63H 17/262
 446/220
 D603,295 S * 11/2009 Honeycutt D12/86
 D790,402 S * 6/2017 Perini D12/92
 D868,905 S * 12/2019 Tompkin D21/550
 D870,211 S * 12/2019 Wozniak D21/562
 D879,209 S * 3/2020 Ewing D21/433
 10,926,814 B2 * 2/2021 Virdie B62D 37/02
 2008/0179915 A1 * 7/2008 Wegener B62D 35/007
 296/180.1

2009/0195016 A1 * 8/2009 Schwan B62D 35/007
 296/180.3
 2013/0221701 A1 * 8/2013 De Luca B62D 37/02
 296/180.5
 2021/0078650 A1 * 3/2021 Biancalana B62D 37/02

OTHER PUBLICATIONS

Steve Turner (photographer) and Michael Johnson (writer), “1990 Ford Mustang GT—Running Game,” Mar. 1, 2013, motortrend.com, site visited Dec. 15, 2021, URL: <https://www.motortrend.com/features/m5lp-1303-1990-ford-mustang-gt-running-game/> (Year: 2013).*
 “Lot #3.1 1990 Ford Mustang GT Coupe,” 2018 (Auction), barrett-jackson.com, site visited Dec. 15, 2021, URL: <https://www.barrett-jackson.com/Events/Event/Details/1990-FORD-MUSTANG-GT-COUPE-221311> (Year: 2018).*
 “JConcepts Inc,” Aug. 14, 2018 (post for 1991 Ford Mustang), facebook.com, site visited Dec. 15, 2021, URL: <https://www.facebook.com/JConcepts.Inc/photos/the-new-1991-ford-mustang-body-debuts-here-at-hcp/10156704615723216> (Year: 2018).*

* cited by examiner

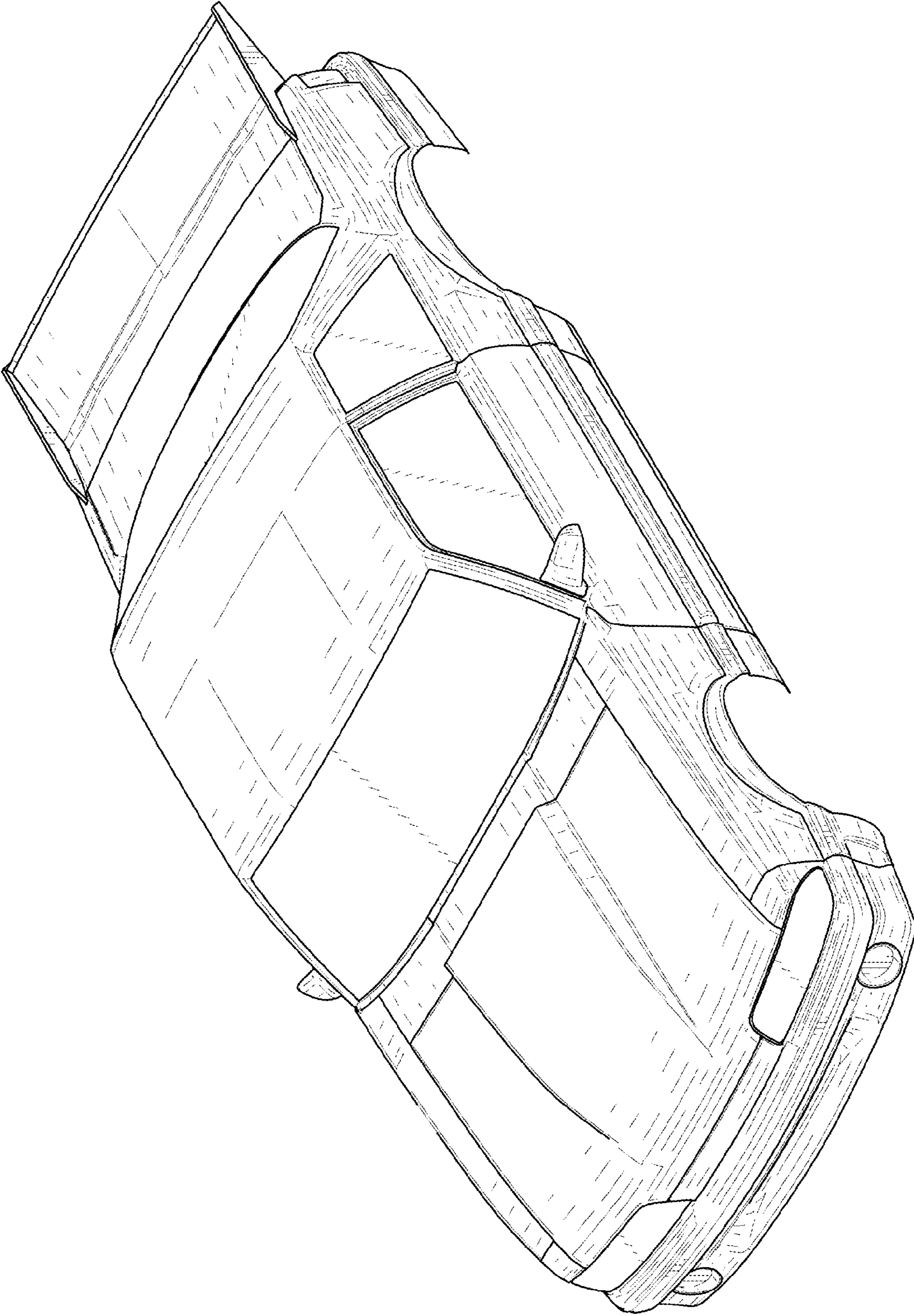


FIG. 1

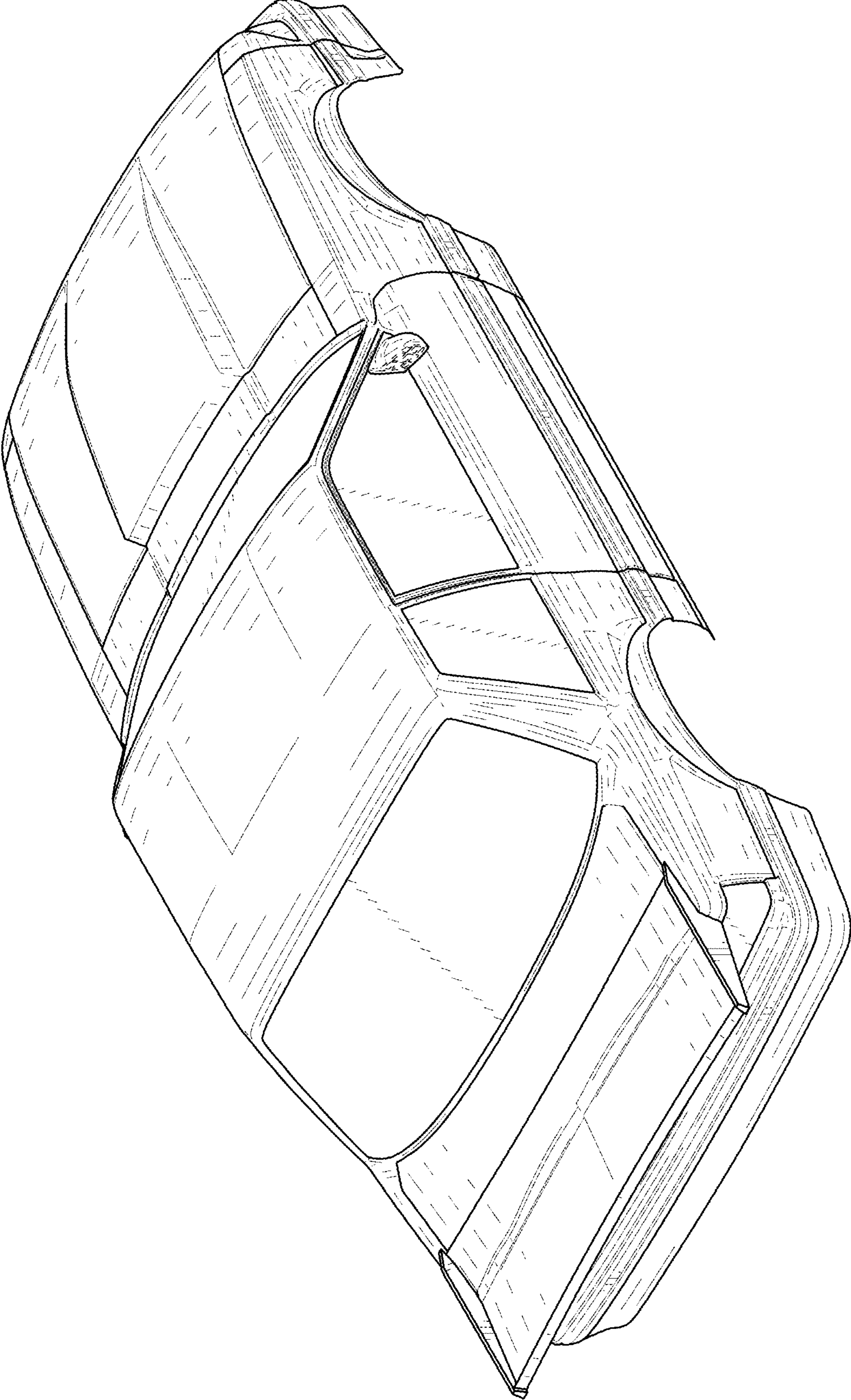


FIG. 2

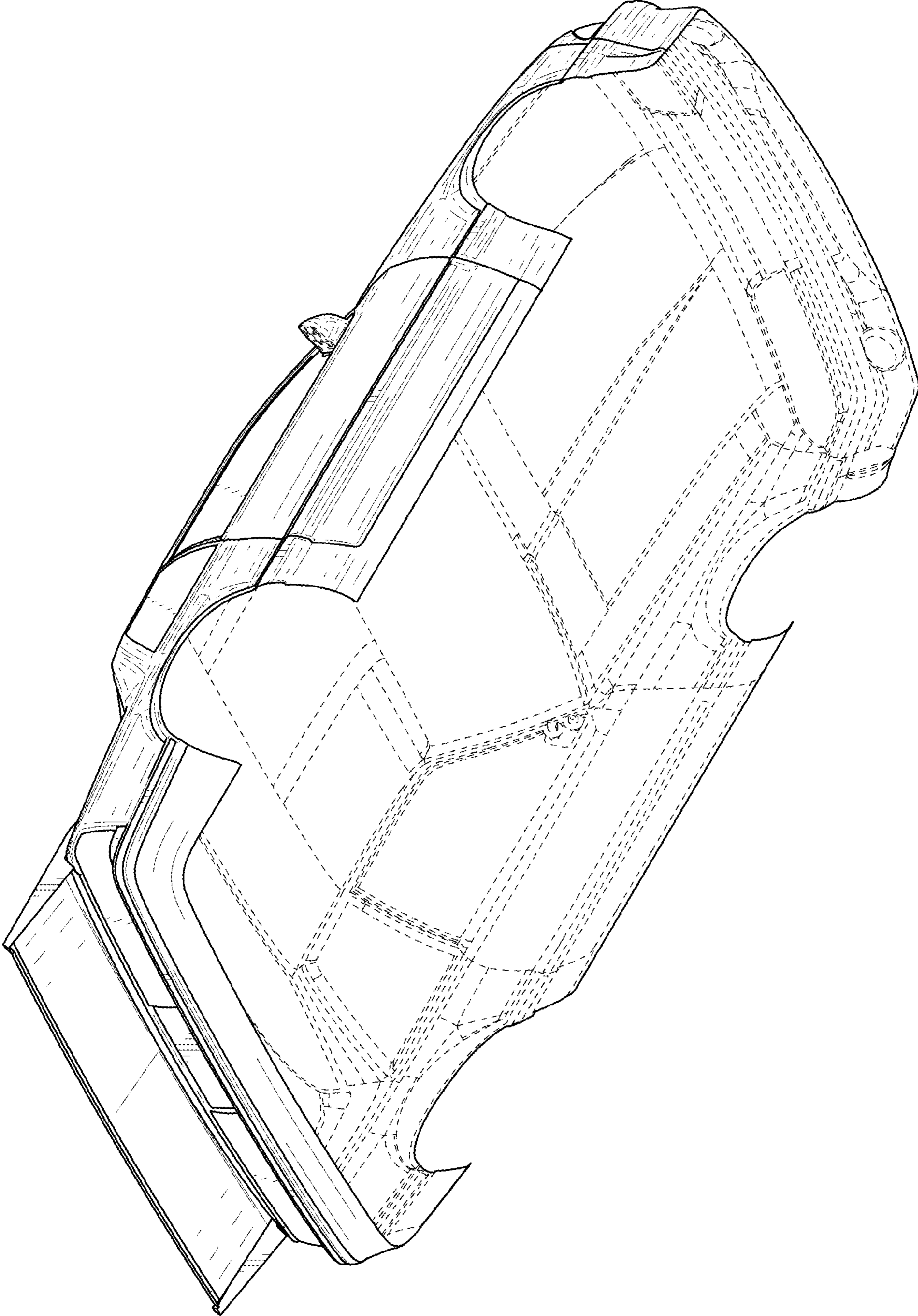


FIG. 3

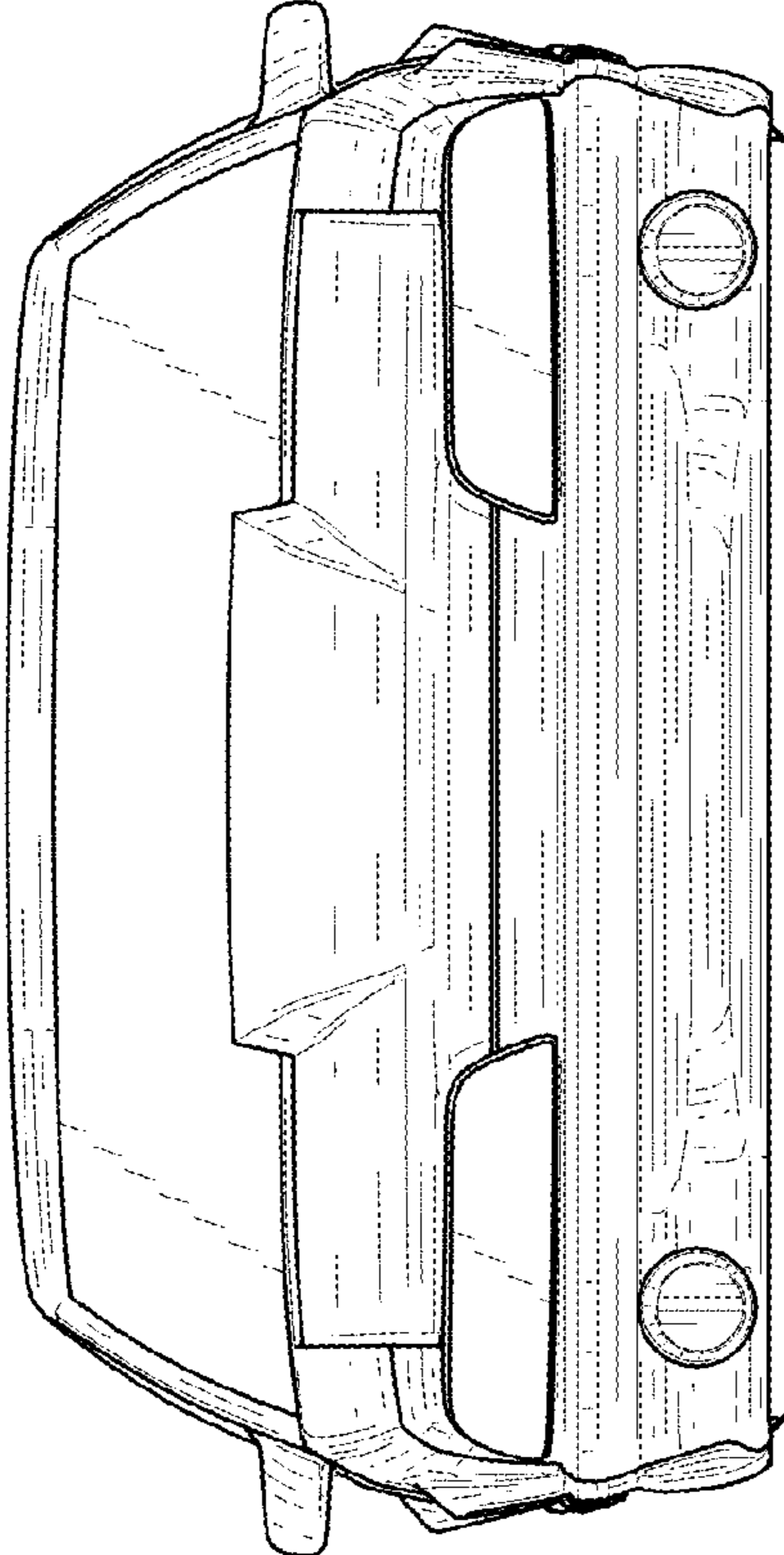


FIG. 4

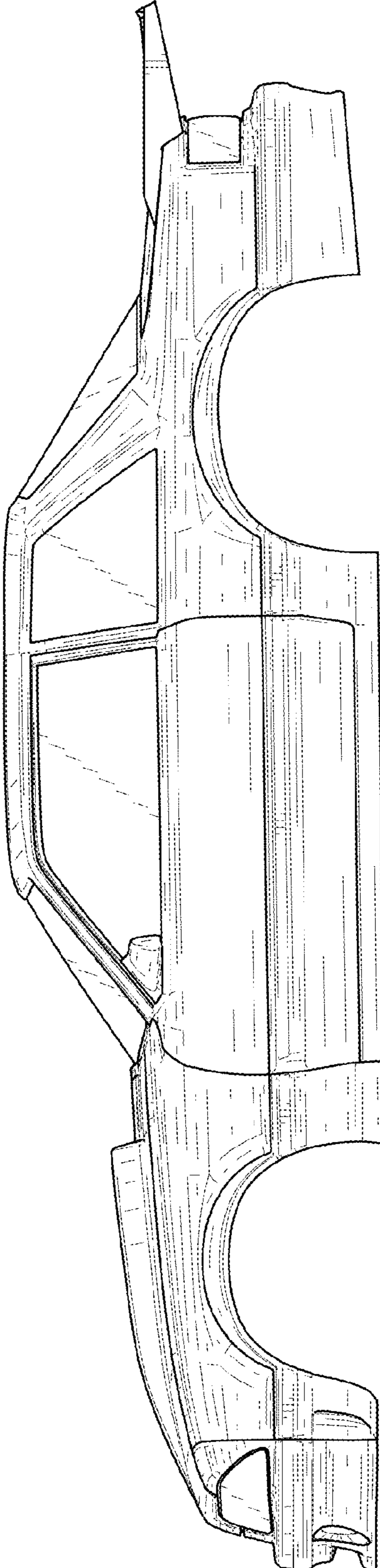


FIG. 5

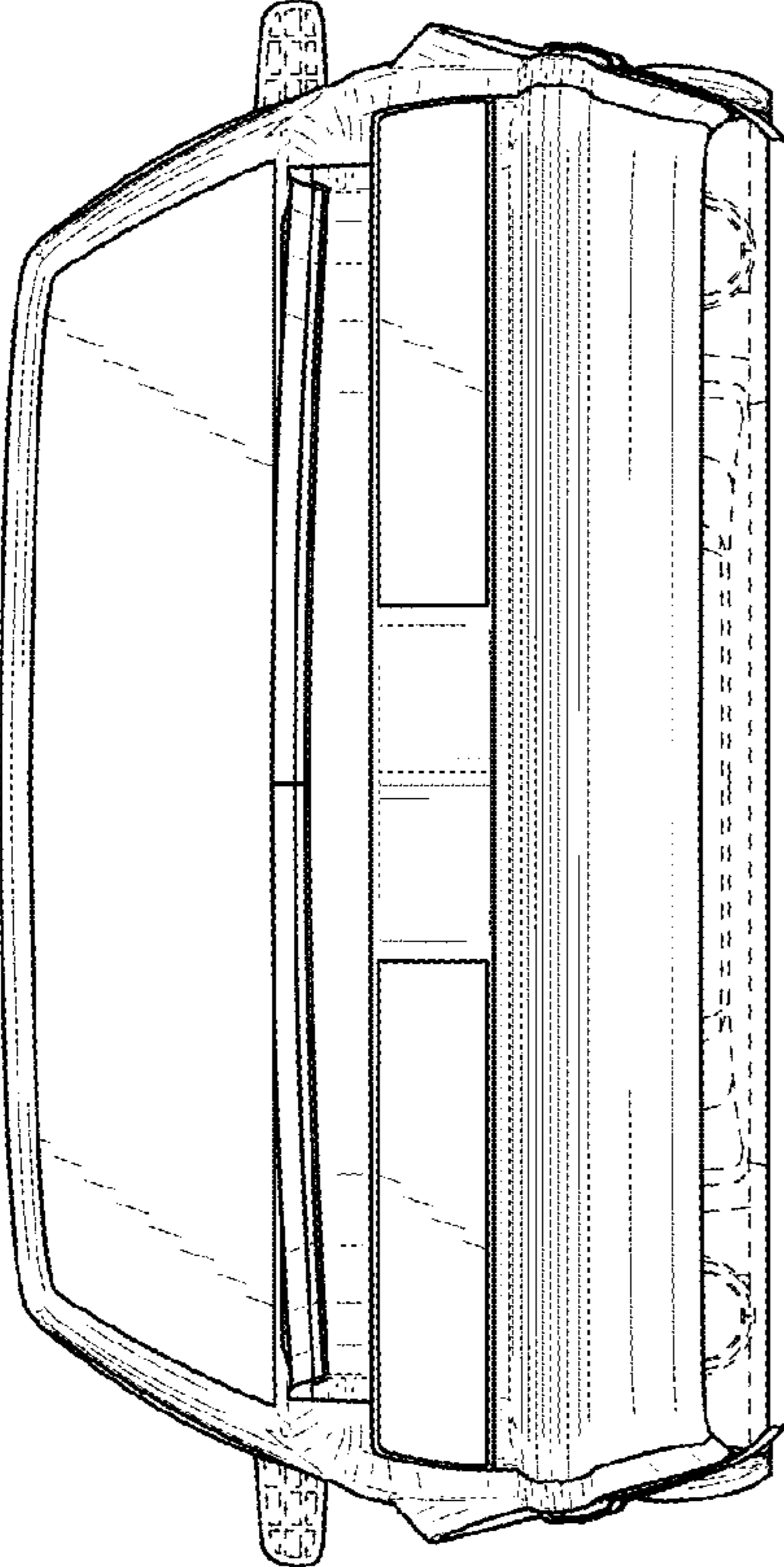


FIG. 6

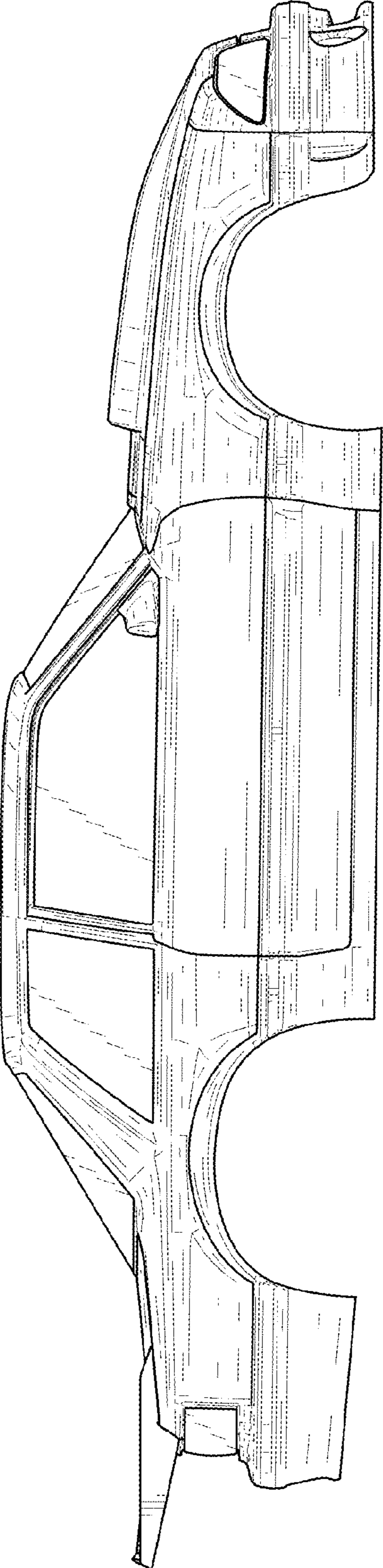


FIG. 7

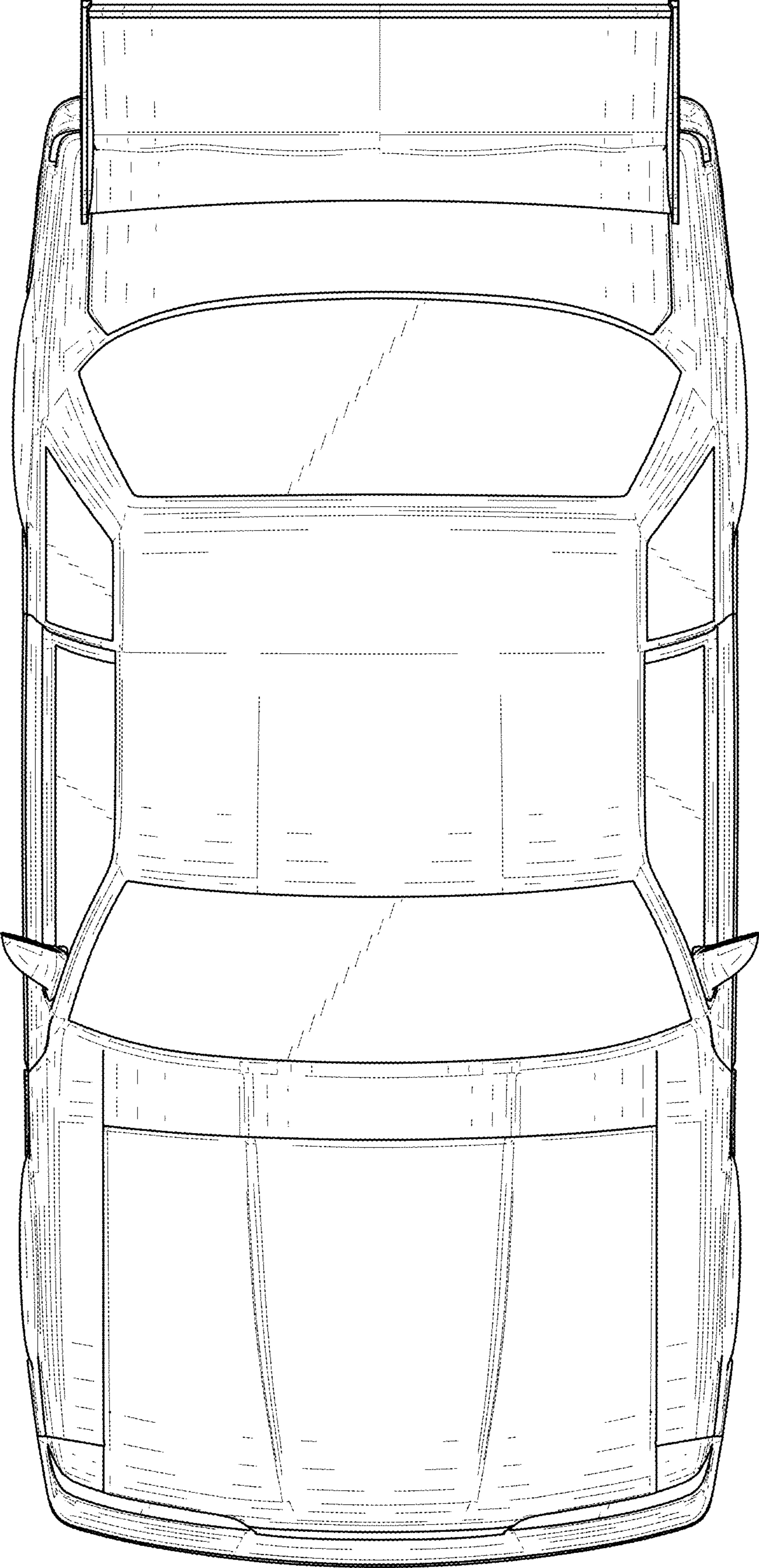


FIG. 8

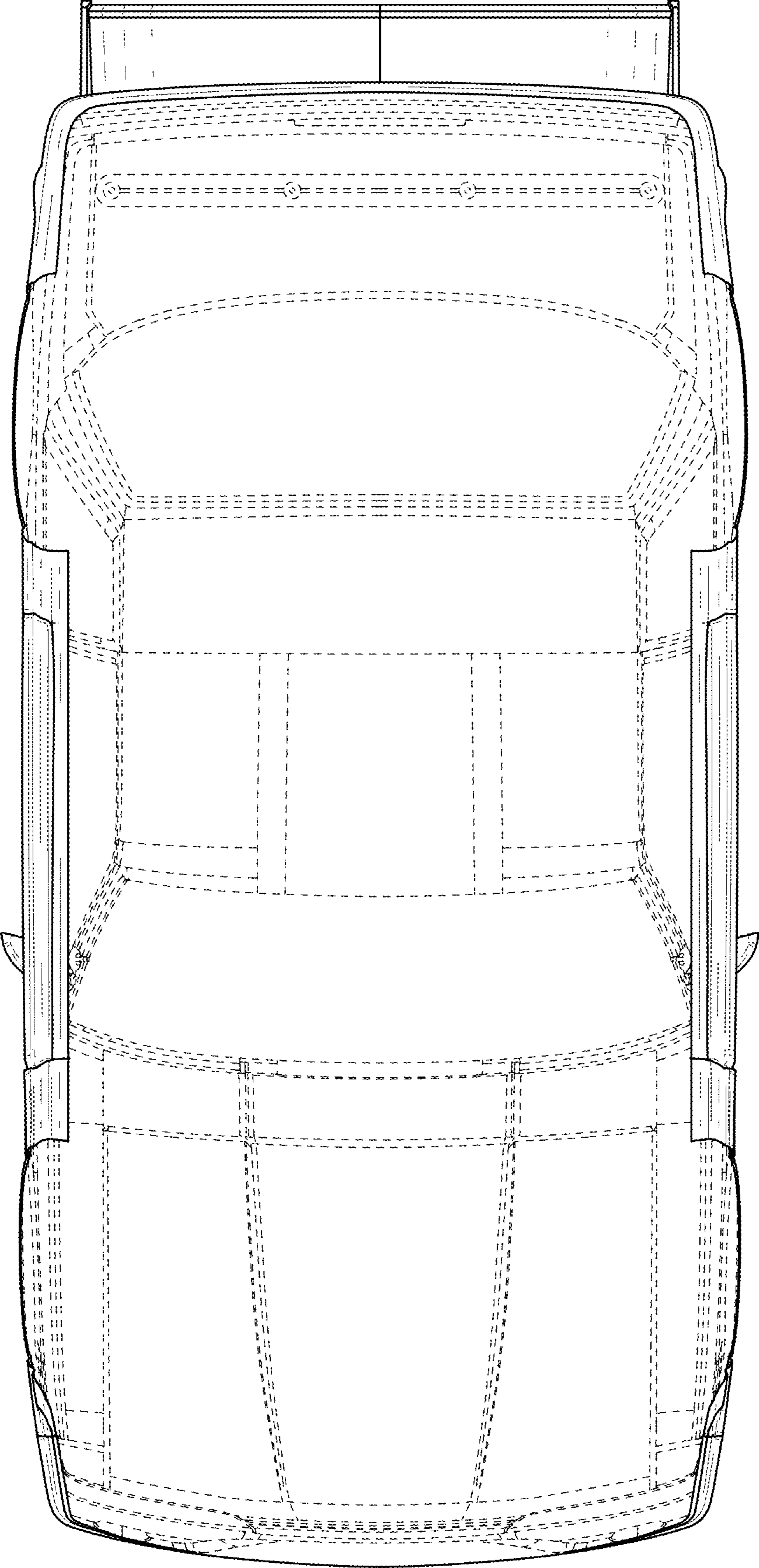


FIG. 9