



US00D944326S

(12) **United States Design Patent**
Peng

(10) **Patent No.:** **US D944,326 S**

(45) **Date of Patent:** **** Feb. 22, 2022**

(54) **WRITING TABLET**

(71) Applicant: **Pingxiang Luyuan Trading Co., Ltd.**,
Pingxiang (CN)

(72) Inventor: **Lu Peng**, Pingxiang (CN)

(**) Term: **15 Years**

(21) Appl. No.: **29/774,686**

(22) Filed: **Mar. 18, 2021**

(51) **LOC (13) Cl.** **19-06**

(52) **U.S. Cl.**
USPC **D19/114**

(58) **Field of Classification Search**
USPC D19/113, 114; D6/304, 406.1, 406.3;
D14/129, 371; D20/42; D21/329, 469
CPC B43L 1/00; B43L 1/008; B43L 1/04; B43L
1/06; B43L 1/08; B43L 1/10; B43L 1/12;
B43L 1/126; B43L 5/00
See application file for complete search history.

(56) **References Cited**

U.S. PATENT DOCUMENTS

D319,358 S *	8/1991	Giugiaro	D6/406.6
D358,511 S *	5/1995	Frahm	D21/522
D359,984 S *	7/1995	Mak	D14/390
D385,126 S *	10/1997	Howland	D6/406.6
5,674,104 A *	10/1997	Ohashi	B43K 23/04 401/206
5,782,185 A *	7/1998	Frahm	A63H 33/00 100/25
5,794,540 A *	8/1998	Dombrowski	A47B 97/04 108/11
5,820,385 A *	10/1998	Ohashi	B43L 1/008 434/409
D405,480 S *	2/1999	Yamazaki	D21/475
D419,190 S *	1/2000	Mak	D21/469
D419,599 S *	1/2000	Mak	D21/469
6,183,262 B1 *	2/2001	Tseng	B43L 1/008 434/391

D443,304 S *	6/2001	Mak	D21/469
D467,971 S *	12/2002	Mak	D21/469
D498,269 S *	11/2004	Shirai	D21/469
D523,080 S *	6/2006	Balzer	D19/111
D533,902 S *	12/2006	Tak	D19/114
D537,876 S *	3/2007	Balzer	D19/111
D591,801 S *	5/2009	Mak	D21/469
7,602,381 B2 *	10/2009	Aiken	G06F 1/1626 345/156
D627,393 S *	11/2010	Shevin-Sandy	D19/113
D666,616 S *	9/2012	Tang	D14/341
D688,240 S *	8/2013	Wesolek	D14/341
8,952,887 B1 *	2/2015	Wood	G06F 3/04146 345/156
D723,550 S *	3/2015	Krueger	D14/341

(Continued)

OTHER PUBLICATIONS

Drawing Board, 340 ratings, Manufacturer: Cheerfun, ASIN: B097PLR7N5, online on Amazon.com, Earliest Date of Question Answered: Jun. 8, 2021.*

Primary Examiner — Elizabeth A. Albert

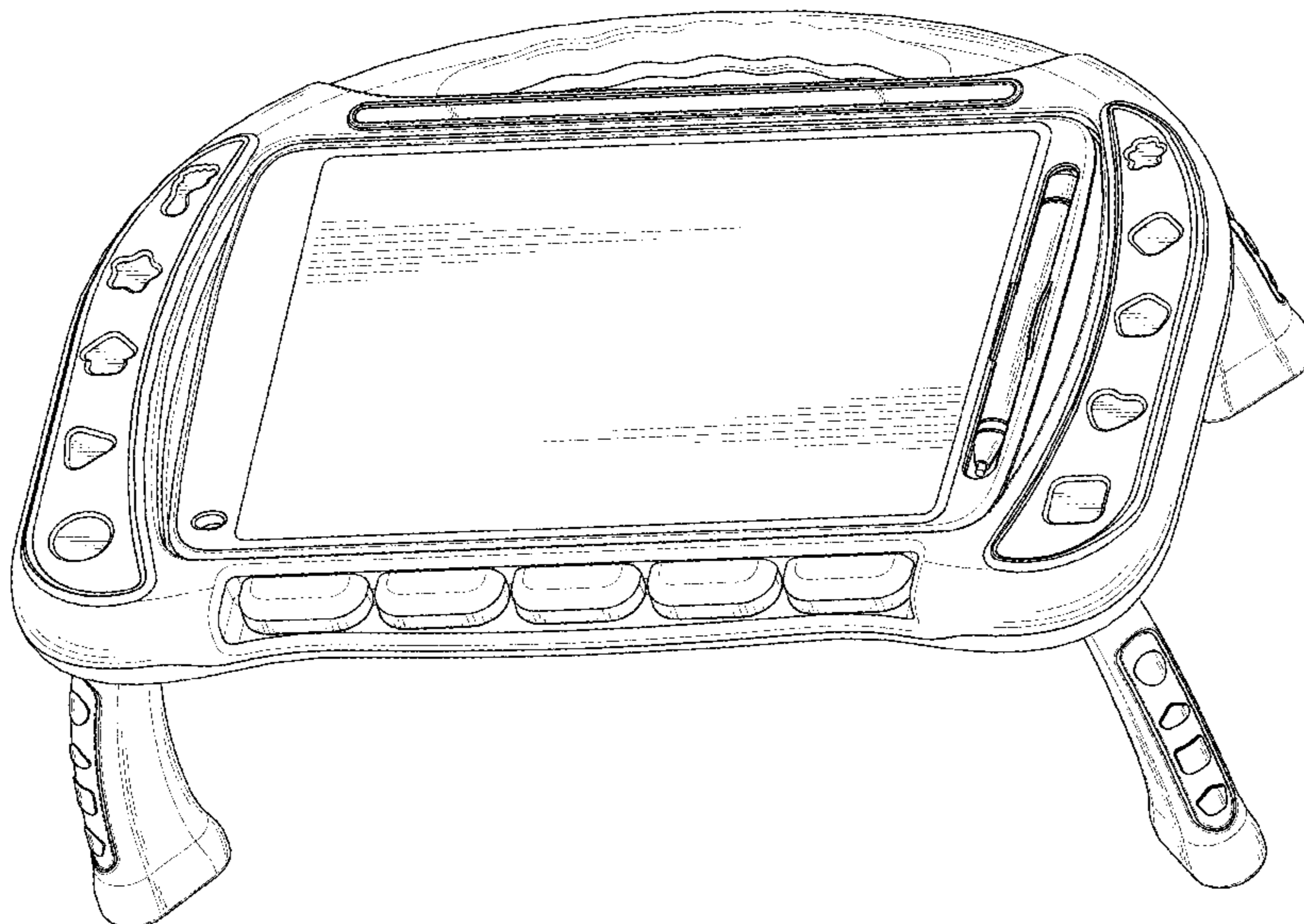
(57) **CLAIM**

The ornamental design for a writing tablet, as shown and described.

DESCRIPTION

FIG. 1 is a perspective view of a writing tablet showing my new design;
FIG. 2 is another perspective view thereof;
FIG. 3 is a front view thereof;
FIG. 4 is a rear view thereof;
FIG. 5 is a left side view thereof;
FIG. 6 is a right side view thereof;
FIG. 7 is a top plan view thereof; and,
FIG. 8 is a bottom plan view thereof.
The broken lines in the figures illustrate portions of the writing tablet that form no part of the claimed design.

1 Claim, 8 Drawing Sheets



(56)

References Cited

U.S. PATENT DOCUMENTS

D723,551 S * 3/2015 Fu D14/341
D735,189 S * 7/2015 Ji D14/341
9,756,934 B2 * 9/2017 Roy A47B 13/16
9,992,453 B2 * 6/2018 Rodriguez H04N 5/2252
D829,804 S * 10/2018 Goldenberg D16/208
D884,702 S * 5/2020 Huang D14/420
D889,542 S 7/2020 Morris
D899,521 S 10/2020 Li
D928,230 S * 8/2021 Li D19/113

* cited by examiner

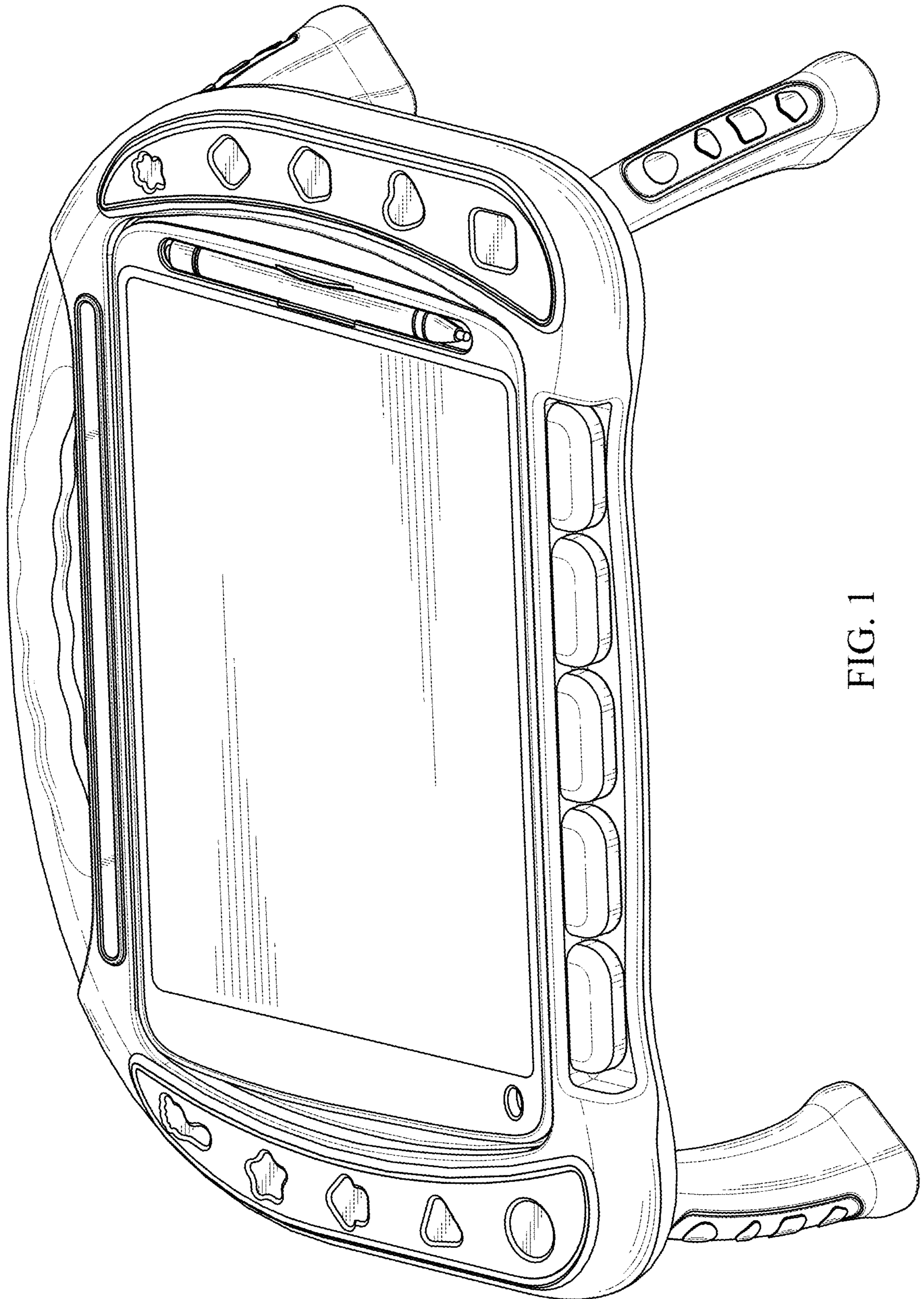


FIG. 1

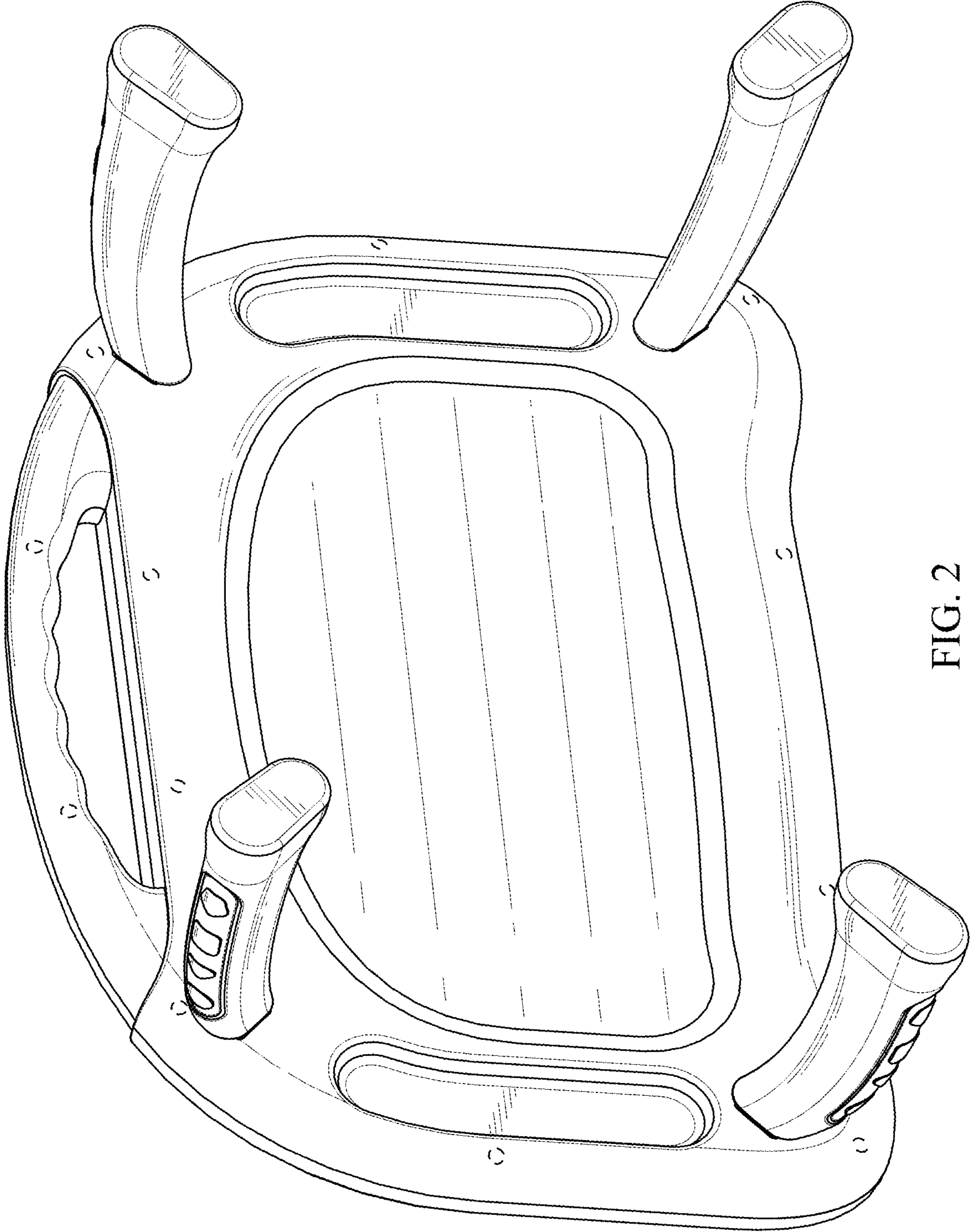


FIG. 2




FIG. 3

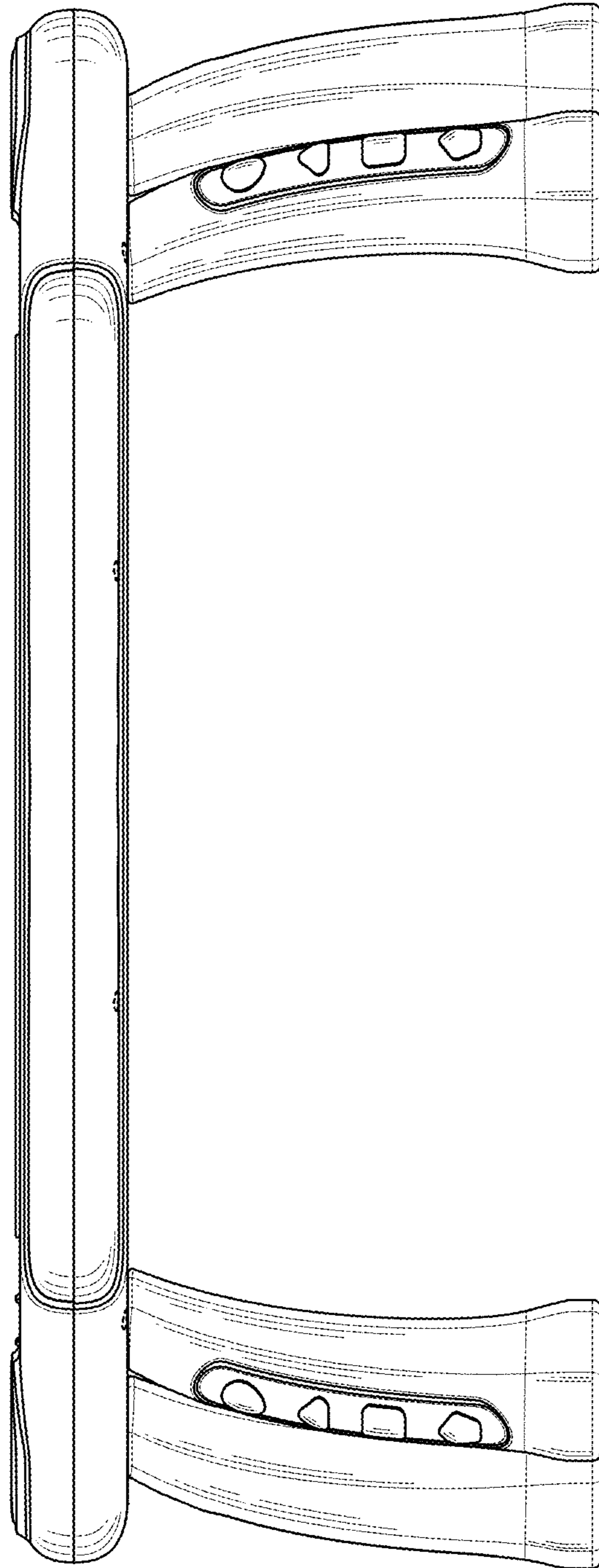


FIG. 4

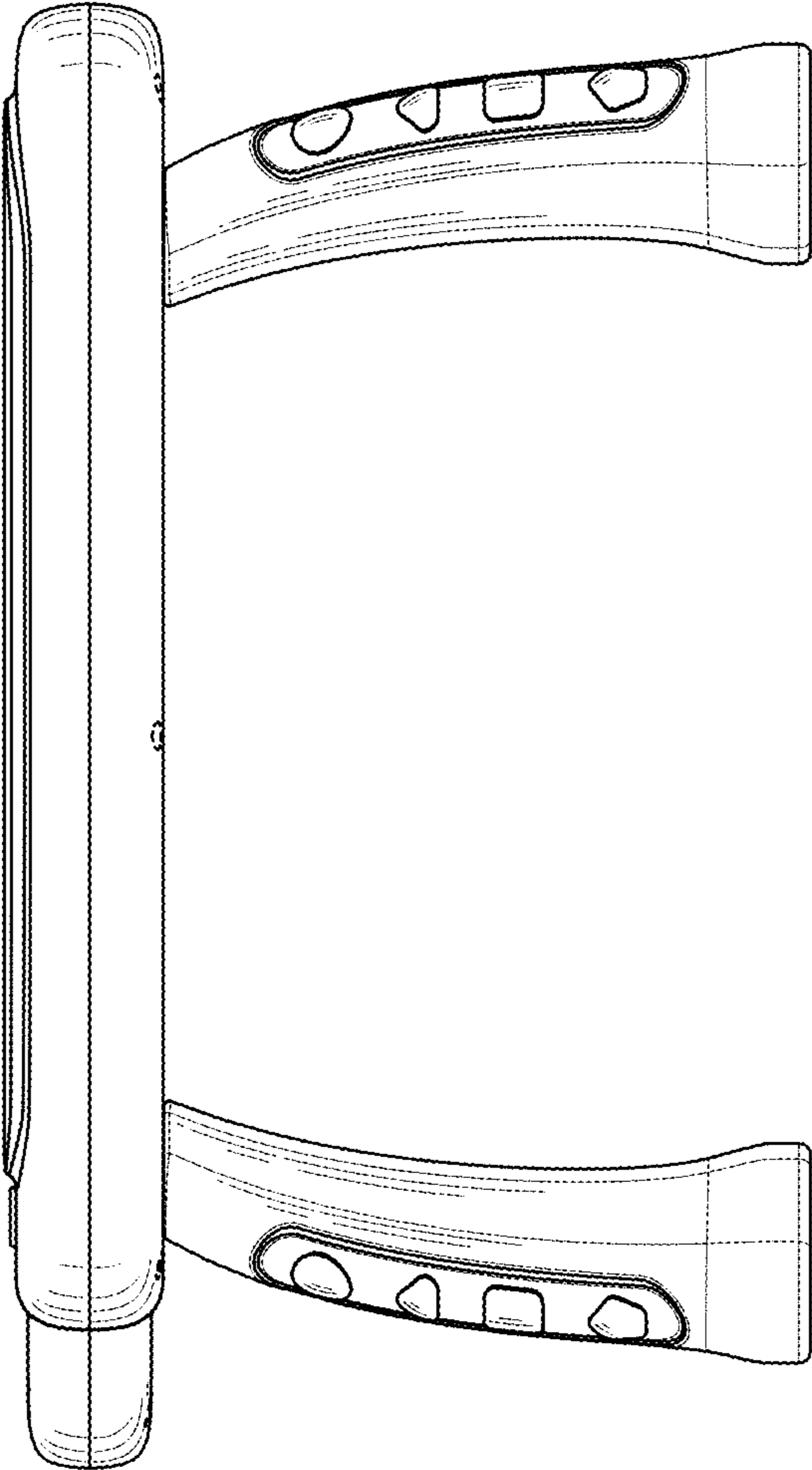


FIG. 5

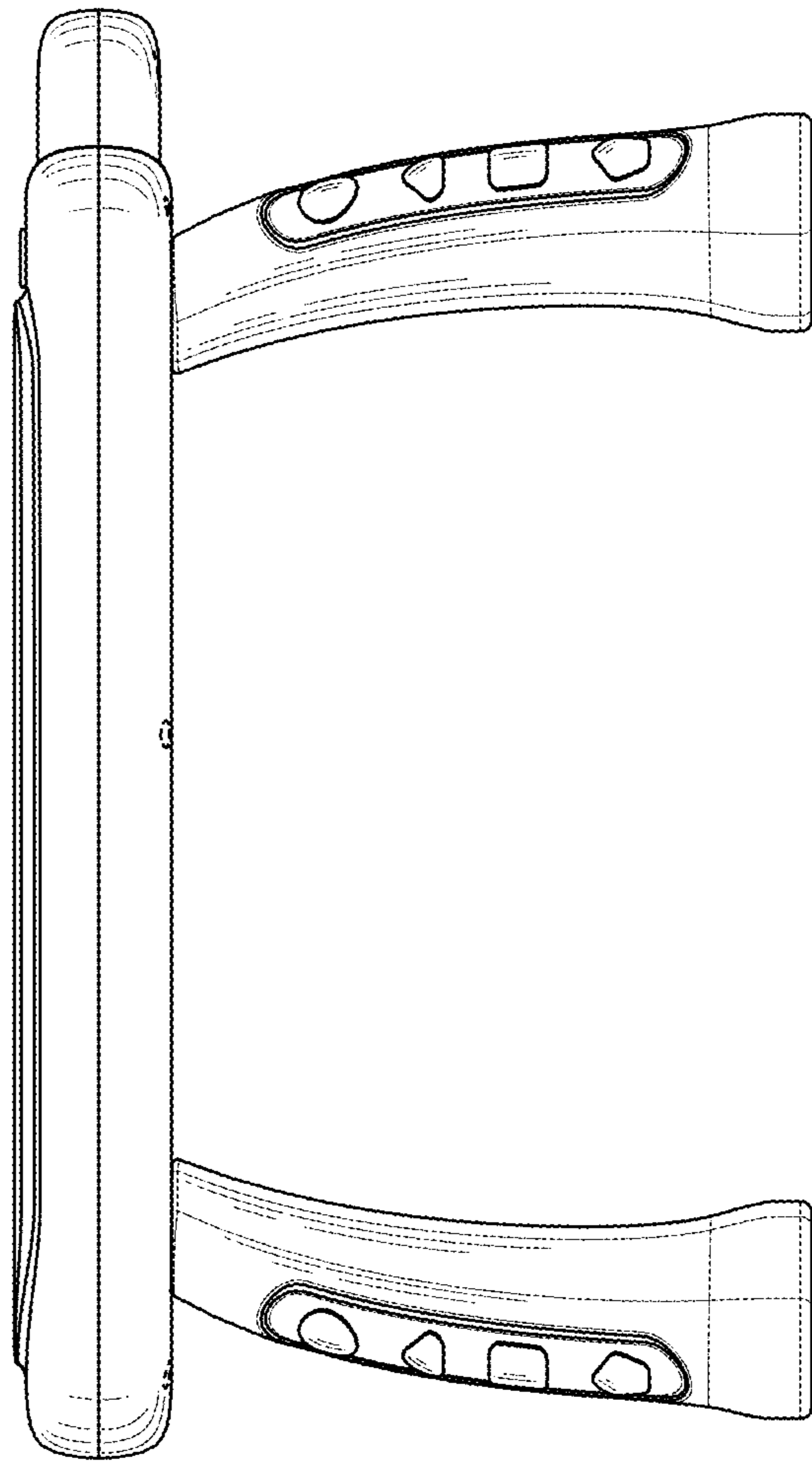


FIG. 6

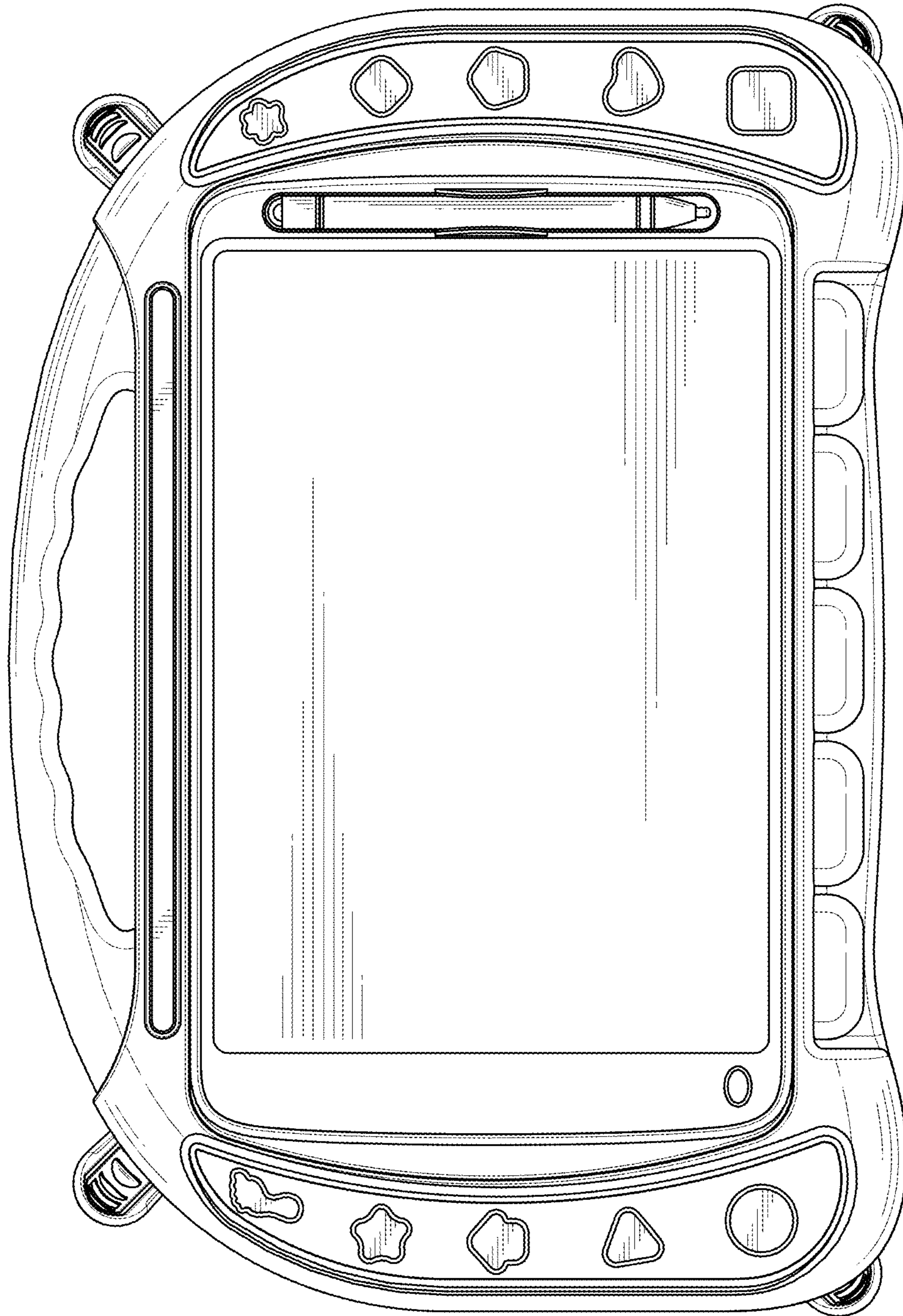


FIG. 7

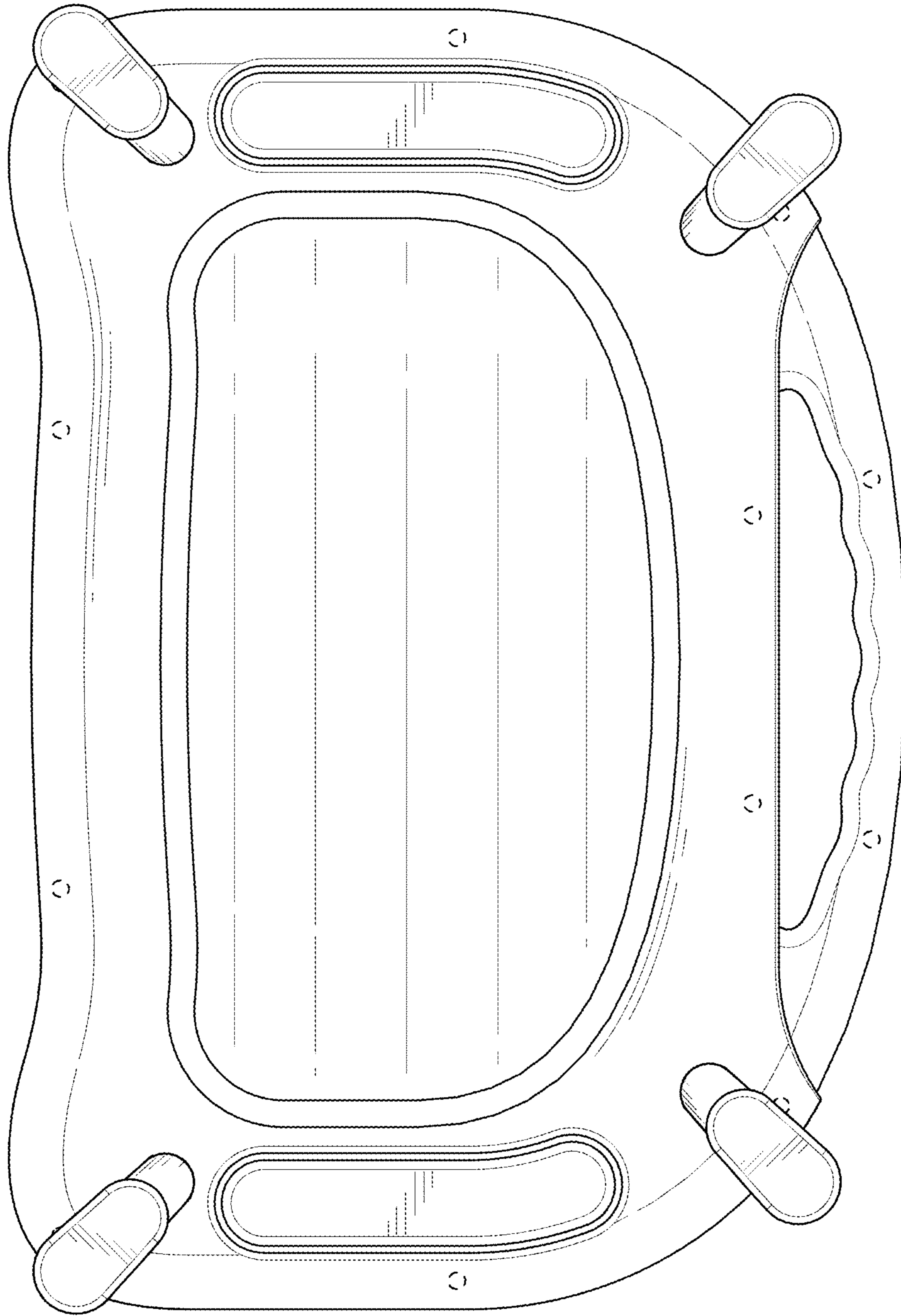


FIG. 8