



US00D944319S

(12) **United States Design Patent**
Yanagisawa et al.

(10) **Patent No.:** **US D944,319 S**

(45) **Date of Patent:** **** Feb. 22, 2022**

(54) **PRINTING WORKROOM INTERIOR**

D450,343 S * 11/2001 Matsuo D18/39
D544,534 S * 6/2007 Reece D18/53
D591,979 S * 5/2009 Singler D6/672

(71) Applicant: **SEIKO EPSON CORPORATION**,
Tokyo (JP)

(Continued)

(72) Inventors: **Kenji Yanagisawa**, Azumino (JP);
Hiroto Miyauchi, Matsumoto (JP);
Yosuke Nakano, Matsumoto (JP); **Shun**
Ito, Shiojiri (JP); **Keiichi Yato**,
Matsumoto (JP); **Haruna Takahashi**,
Nagano (JP); **Atsuhiko Takeuchi**,
Matsumoto (JP); **Hitoshi Igarashi**,
Shiojiri (JP)

FOREIGN PATENT DOCUMENTS

JP D1148835 S 7/2002
JP D1449620 * 8/2012
JP D1660831 * 6/2020

(73) Assignee: **SEIKO EPSON CORPORATION**,
Tokyo (JP)

OTHER PUBLICATIONS

Photograph of a printing room from the website of Honjo elementary school at <http://cms.gifu-gif.ed.jp/honjyo-e/modules/wordpress/index.php?p=88> dated May 16, 2008.

(Continued)

(**) Term: **15 Years**

Primary Examiner — Brett Miller

(21) Appl. No.: **29/774,622**

(57) **CLAIM**

(22) Filed: **Mar. 18, 2021**

The ornamental design for a printing workroom interior, as shown and described.

(30) **Foreign Application Priority Data**

Nov. 11, 2020 (JP) 2020-024289 D

DESCRIPTION

(51) **LOC (13) Cl.** **18-02**

(52) **U.S. Cl.**
USPC **D18/53**; D25/1; D6/664

(58) **Field of Classification Search**
USPC D18/53, 50, 54, 55, 39; D6/641–644,
D6/664, 673, 672; D15/122; D25/1, 32,
D25/33, 35, 56, 58

CPC ... A47B 83/001; A47B 2200/01; A47B 21/00;
B41J 11/001

See application file for complete search history.

FIG. 1 is a front, top and left side perspective view of a printing workroom interior showing our new design;
FIG. 2 is a front view thereof;
FIG. 3 is a top plan view thereof;
FIG. 4 is a left side view thereof;
FIG. 5 is an enlarged view of a portion of FIG. 1 defined by lines 5-5;
FIG. 6 is an enlarged view of a portion of FIG. 2 defined by lines 6-6; and,
FIG. 7 is an enlarged view of a portion of FIG. 6 defined by lines 7-7.

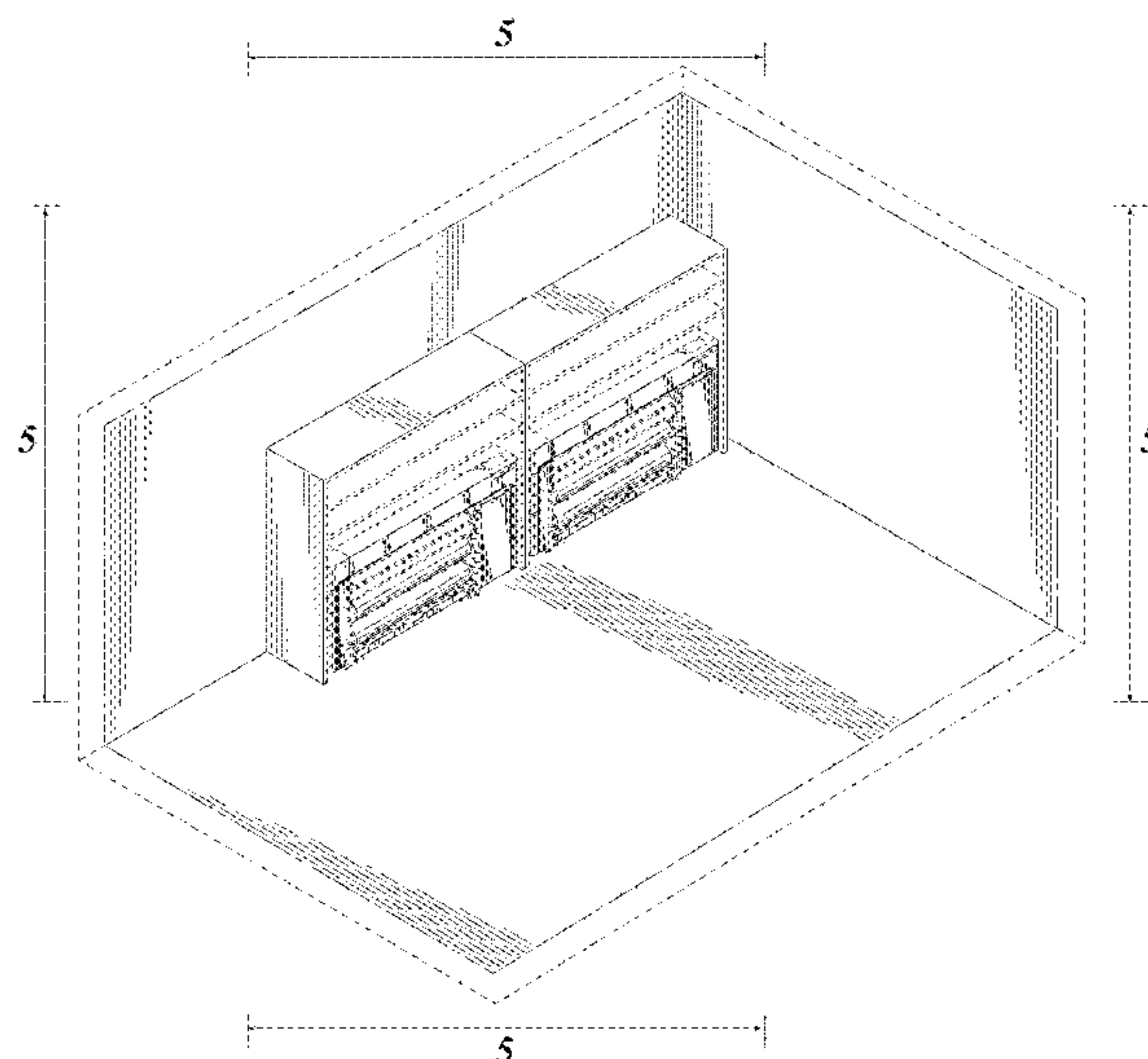
No claim is made to elements of the design shown in evenly-spaced broken lines. The dash-dotted broken lines in the drawings show boundaries of the claimed design as well as boundaries of the enlarged regions.

(56) **References Cited**

U.S. PATENT DOCUMENTS

D243,280 S * 2/1977 Taylor D18/53
D354,764 S * 1/1995 Tokuda D18/53
D442,796 S * 5/2001 Brozak, Jr. D6/672

1 Claim, 7 Drawing Sheets



(56)

References Cited

U.S. PATENT DOCUMENTS

D666,666 S * 9/2012 Brown D18/53
D680,349 S * 4/2013 Johnson D6/686
D730,959 S * 6/2015 Kirkland D15/122
D730,980 S * 6/2015 Kohno D18/53
D736,951 S * 8/2015 Montagner D25/35
D757,170 S * 5/2016 Rafa D18/53
D764,575 S 8/2016 Cesar et al.
D767,652 S * 9/2016 Schonherr D15/122
D780,256 S * 2/2017 Clark, III D18/53
D812,136 S 3/2018 Cesar
D875,827 S * 2/2020 Zanzotti D18/53
D895,004 S 9/2020 Nakamura et al.
D904,085 S * 12/2020 Brugger D6/675.1
D927,728 S * 8/2021 Tropp D25/1

OTHER PUBLICATIONS

Photograph of a new showroom “Epson Square” in Marunouchi, Tokyo from the website of Kabushiki Kaisha Impress at <https://av.watch.impress.co.jp/docs/news/1187455.html> dated May 30, 2019.
Website at <http://www.northlight-images.co.uk/so-you-want-a-large-format-printer/> published by Keith Cooper on Feb. 22, 2014.
Press release from the website of Canon Singapore Pte. Ltd. at <https://asia.canon/en/consumer/the-new-oce-colorado-1650/news> dated Sep. 20, 2019.
Website showing DIY wall shelves at <https://handmadeweekly.com/diy-wall-shelves/> published by Hannah on Mar. 22, 2019.
Website showing interior design examples at <https://roomclip.jp/photo/EUxq> published by tawashi on Feb. 10, 2018.

* cited by examiner

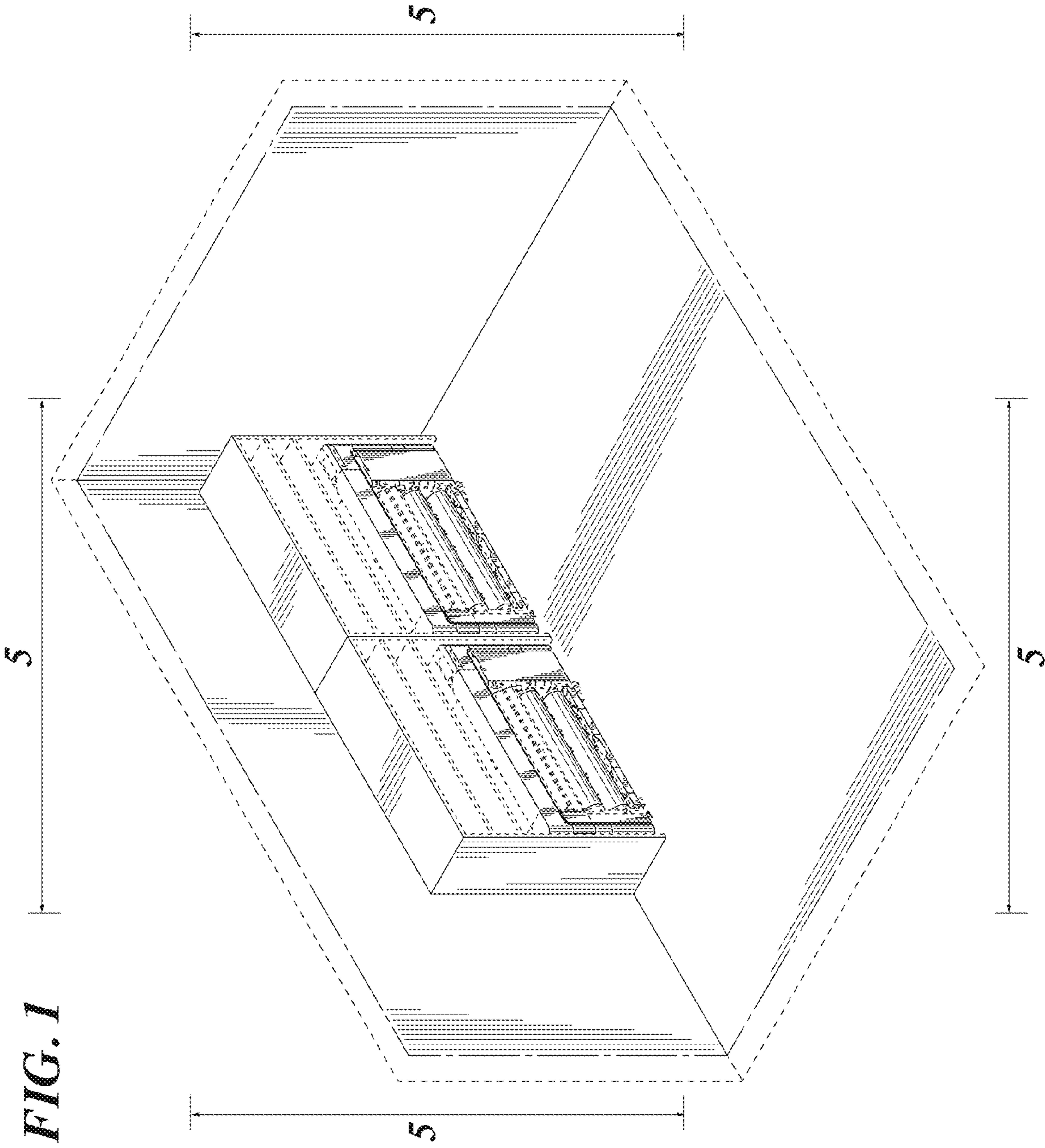


FIG. 2

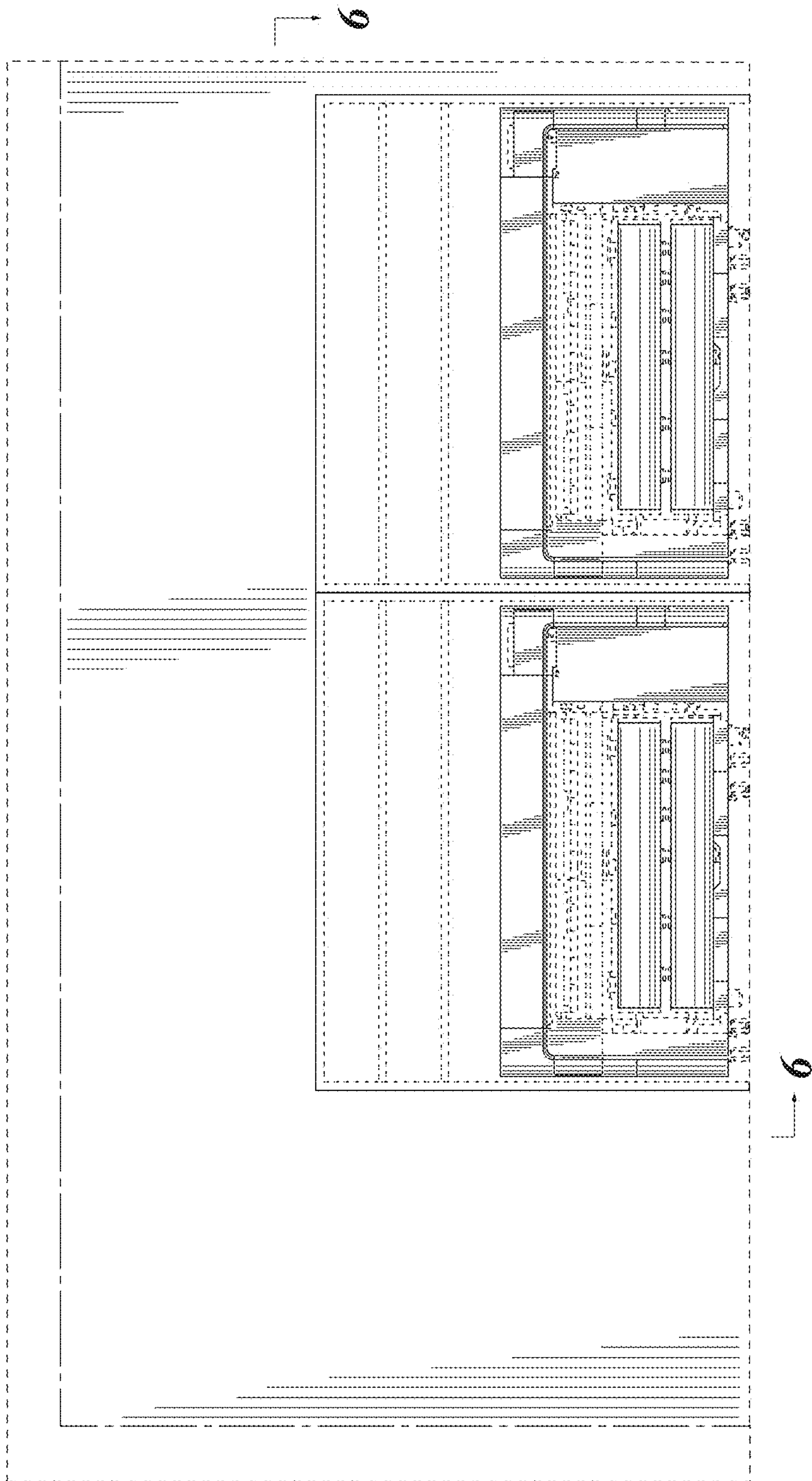


FIG. 3

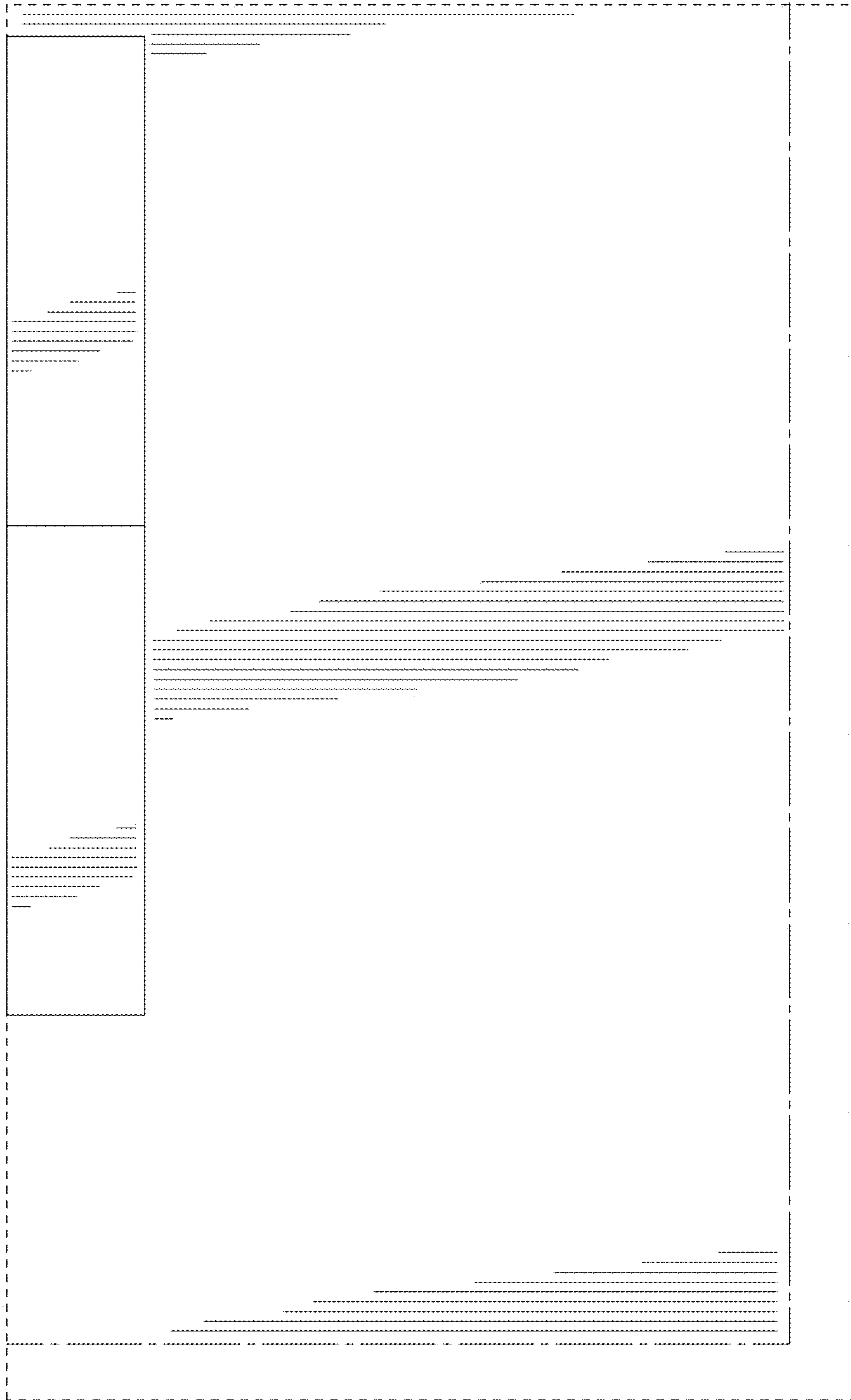


FIG. 4






FIG. 6

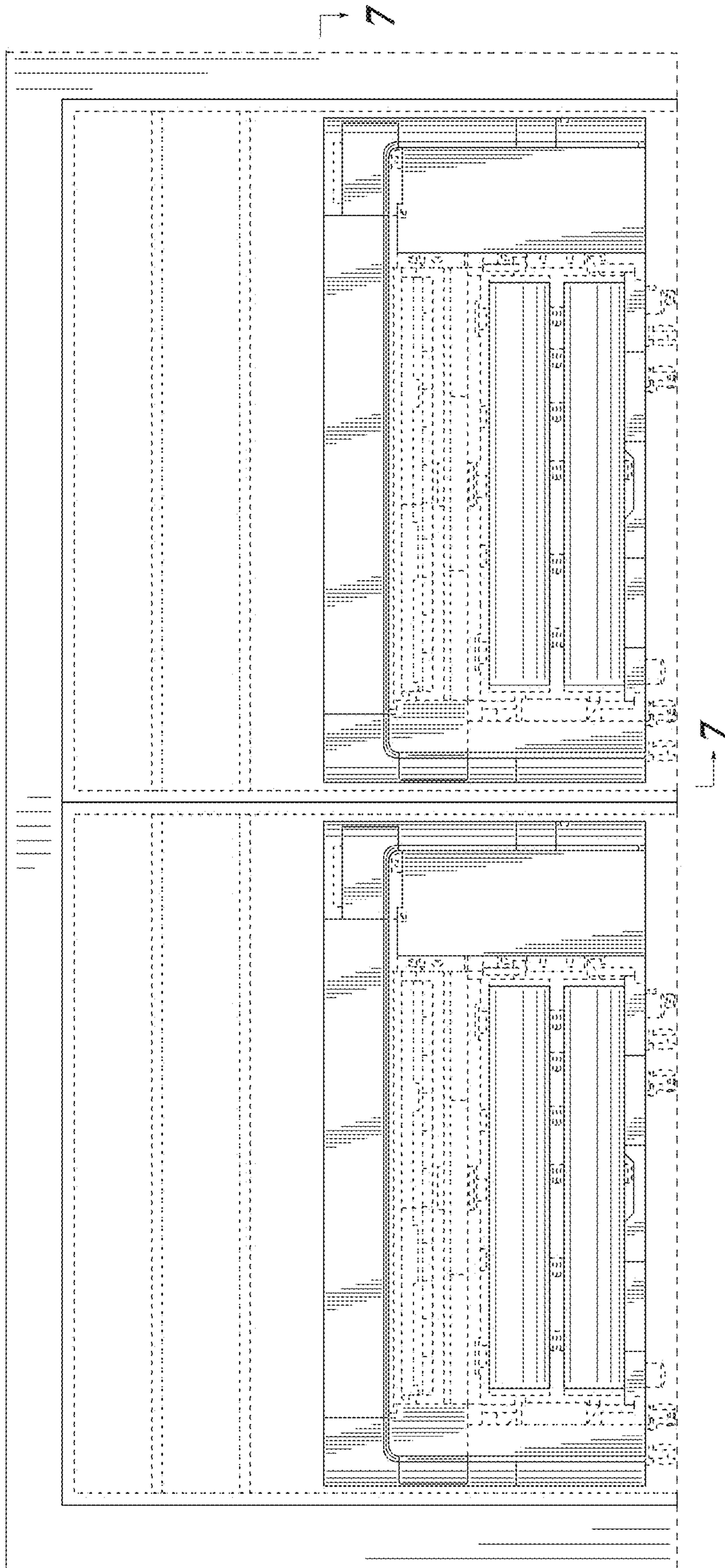


FIG. 7

