



US00D944297S

(12) **United States Design Patent**  
**Jewison et al.**

(10) **Patent No.:** **US D944,297 S**

(45) **Date of Patent:** **\*\* Feb. 22, 2022**

(54) **EXCAVATOR**

(71) Applicant: **DEERE & COMPANY**, Moline, IL (US)

(72) Inventors: **Jack J. Jewison**, Platteville, WI (US);  
**Richard Pugh**, Dubuque, IA (US);  
**Manish M. Kute**, Dubuque, IA (US);  
**Ryan J. Seffinga**, Mineral Point, WI (US);  
**Thomas R. Vantiger**, Peosta, IA (US)

(73) Assignee: **Deere & Company**, Moline, IL (US)

(\*\*) Term: **15 Years**

(21) Appl. No.: **29/754,532**

(22) Filed: **Oct. 12, 2020**

(51) **LOC (13) Cl.** ..... **12-09**

(52) **U.S. Cl.**  
USPC ..... **D15/25; D15/28**

(58) **Field of Classification Search**  
USPC ..... D15/10, 22-26, 28, 30; 180/89.1, 89.12, 180/89.13, 900, 9.1, 9.2, 9.62; 37/379; 414/694, 699, 722-724, 660, 685, 698, 414/719, 743  
CPC ..... E02F 3/32; E02F 3/76; E02F 3/40; E02F 3/325; E02F 3/352; E02F 3/384; E02F 3/425; E02F 3/437; E02F 3/627; E02F 3/964; E02F 9/163; E02F 9/0858; E02F 9/0875; E02F 9/2045; E02F 9/006; E02F 9/0808; E02F 9/0833; E02F 9/2004; E02F 9/207; E02F 9/2091; E02F 9/2246; E02F 9/2292; E02F 9/0086; E02F 9/18; F01N 13/001; F01N 2590/08  
See application file for complete search history.

(56) **References Cited**

**U.S. PATENT DOCUMENTS**

D406,152 S \* 2/1999 Miyaoka ..... D15/25  
D677,703 S \* 3/2013 Hiraoka ..... D15/25

D678,354 S \* 3/2013 Hiraoka ..... D15/25  
D717,346 S \* 11/2014 Ishii ..... D15/28  
D728,638 S \* 5/2015 Payne ..... D15/31  
D749,150 S \* 2/2016 Payne ..... D15/31  
D754,214 S \* 4/2016 Payne ..... D15/31  
D773,536 S \* 12/2016 Fiser ..... D15/28  
D774,105 S \* 12/2016 Jilbert ..... D15/28  
D797,814 S \* 9/2017 Hashimoto ..... D15/28  
D814,528 S \* 4/2018 Hallgren ..... D15/28  
D814,529 S \* 4/2018 Hallgren ..... D15/28  
D819,708 S \* 6/2018 Ulmefors ..... D15/31  
D831,079 S \* 10/2018 Ulmefors ..... D15/31  
D875,143 S \* 2/2020 Hagura ..... D15/24  
D896,284 S \* 9/2020 Phadatare ..... D15/22  
D896,285 S \* 9/2020 Phadatare ..... D15/22  
D901,554 S \* 11/2020 Sonje ..... D15/31  
D908,739 S \* 1/2021 Zong ..... D15/25  
D915,470 S \* 4/2021 Ninomiya ..... D15/25  
D927,559 S \* 8/2021 Shinde ..... D15/24

\* cited by examiner

*Primary Examiner* — Mark A Goodwin

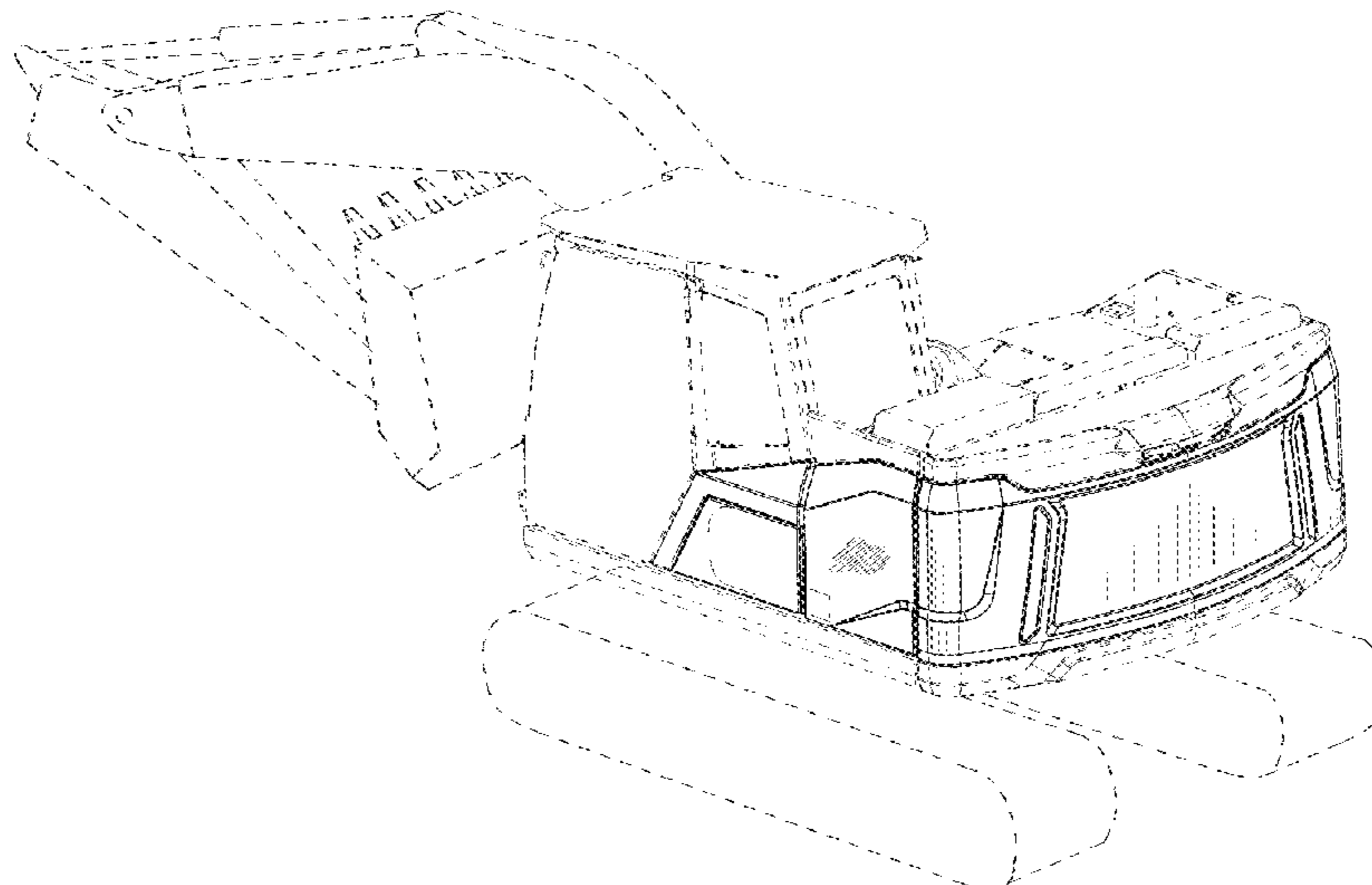
(57) **CLAIM**

The ornamental design for an excavator, as shown and described.

**DESCRIPTION**

FIG. 1 is a perspective view of an excavator showing our new design.  
FIG. 2 is a left side view thereof.  
FIG. 3 is a right side view thereof.  
FIG. 4 is a front view thereof.  
FIG. 5 is a rear view thereof.  
FIG. 6 is a top view thereof; and,  
FIG. 7 is a bottom view thereof.  
The broken line representations of environmental structure in FIGS. 1-7 is for illustrative purposes only and forms no part of the claimed design.

**1 Claim, 5 Drawing Sheets**



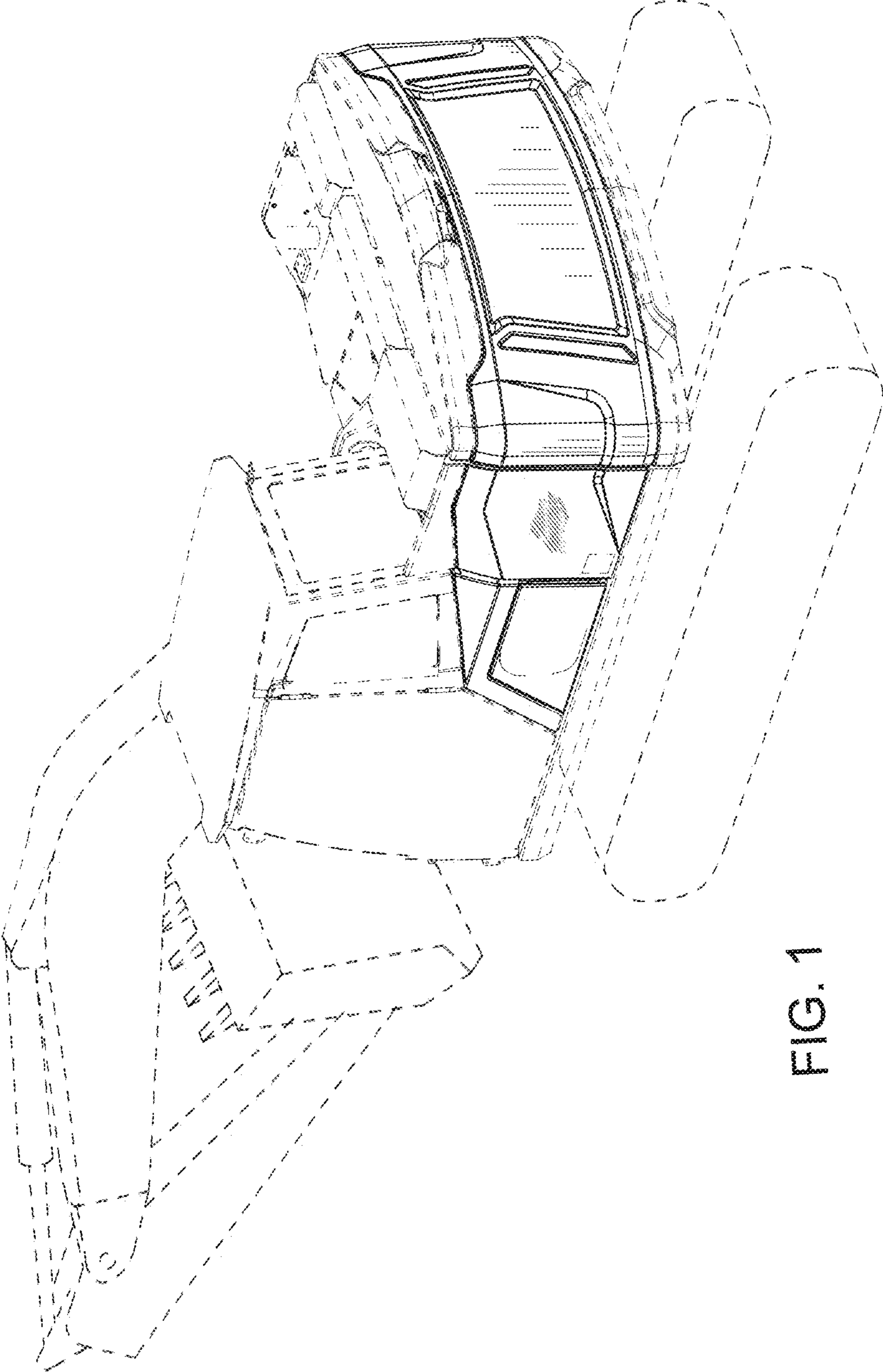


FIG. 1

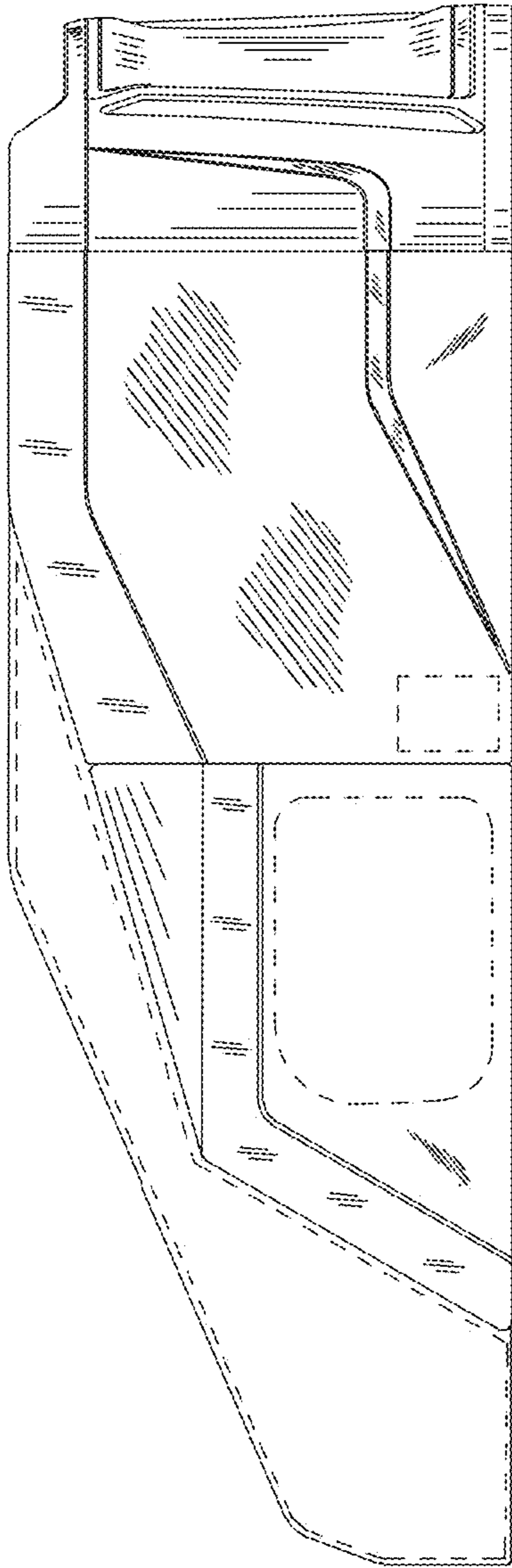


FIG. 2

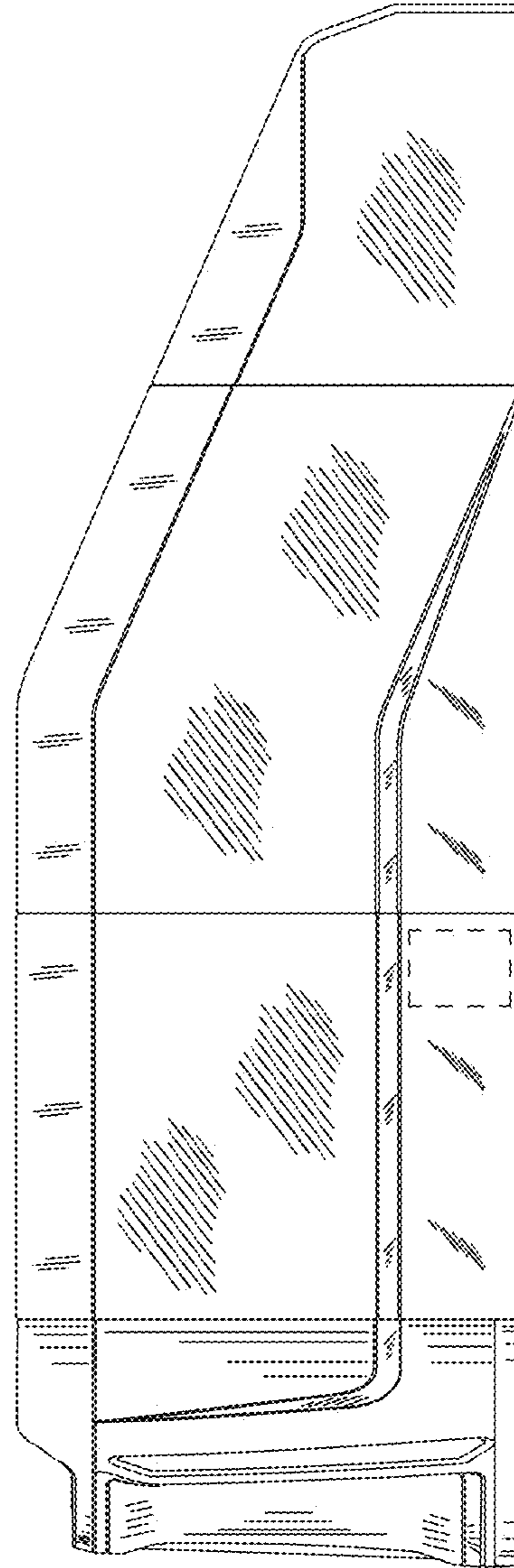


FIG. 3




FIG. 4

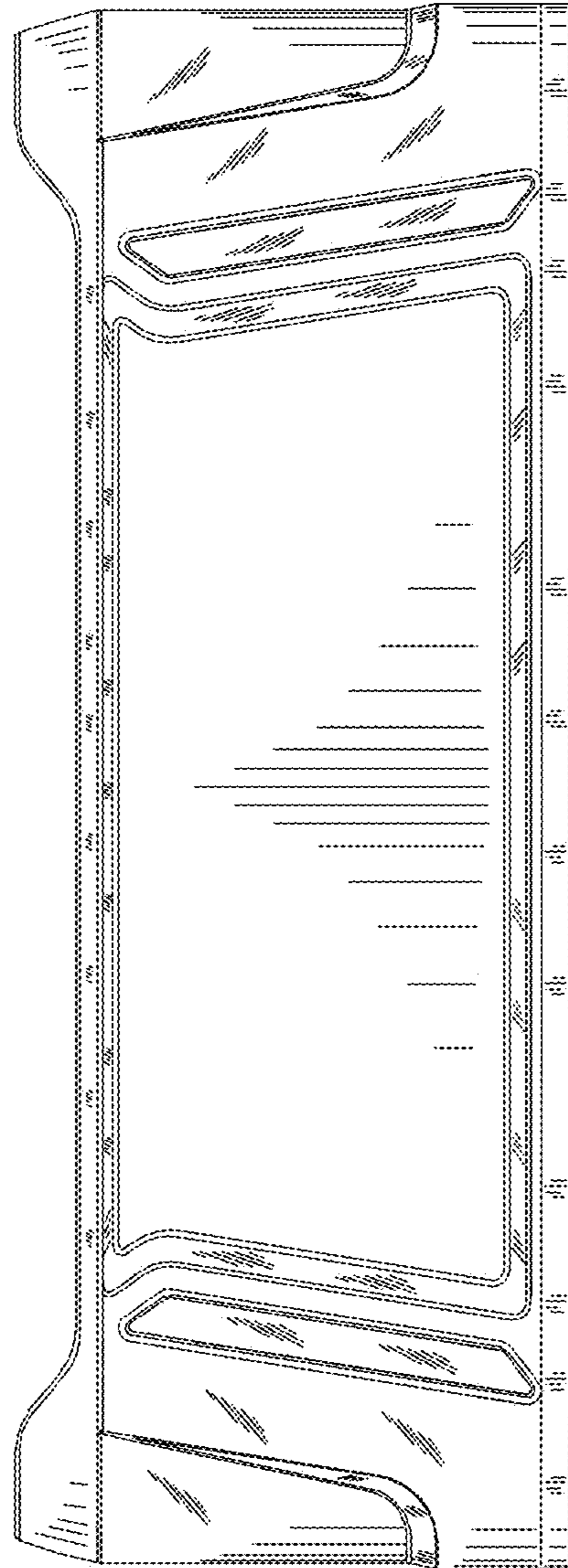


FIG. 5




FIG. 6

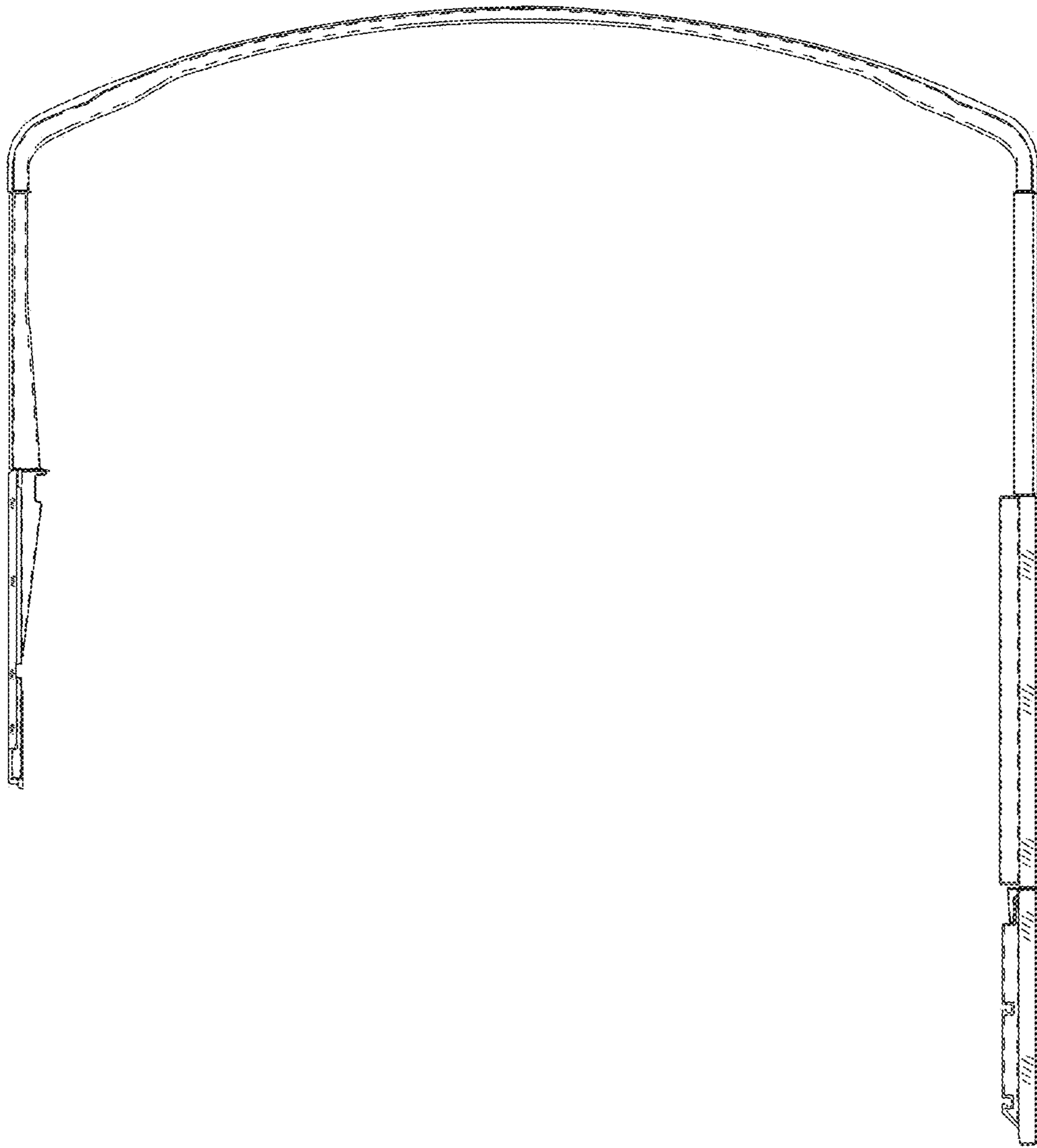


FIG. 7