



US00D944284S

(12) **United States Design Patent** (10) **Patent No.:** **US D944,284 S**
Metzger et al. (45) **Date of Patent:** **** Feb. 22, 2022**

(54) **DISPLAY SCREEN WITH ANIMATED ICON**
(71) Applicant: **CATERPILLAR INC.**, Peoria, IL (US)
(72) Inventors: **Tony R. Metzger**, Congerville, IL (US);
Steven D. Ott, Washington, IL (US);
Michael William Bridenbaugh,
Sewickley, PA (US); **Randall T.**
Anderson, Peoria, IL (US); **Qi Xing**,
Peoria, IL (US)
(73) Assignee: **Caterpillar Inc.**, Peoria, IL (US)
(**) Term: **15 Years**
(21) Appl. No.: **29/779,586**
(22) Filed: **Apr. 20, 2021**

(56) **References Cited**
U.S. PATENT DOCUMENTS
D711,419 S 8/2014 Folken et al.
D721,385 S 1/2015 Barling et al.
D744,001 S 11/2015 Orr
D760,289 S 6/2016 Kendler et al.
D766,263 S * 9/2016 Rice D14/485
D772,894 S 11/2016 Zhao et al.
D782,529 S * 3/2017 Dzijind D14/488
9,633,696 B1 4/2017 Miller et al.
9,674,579 B1 * 6/2017 Jaini H04N 21/6582
D808,423 S 1/2018 Jiang et al.
D853,416 S * 7/2019 Ryan D14/486
D862,522 S 10/2019 Lee et al.
D894,946 S * 9/2020 Zhao D14/487
D894,947 S * 9/2020 Zhao D14/487
D896,826 S * 9/2020 Abel D14/486
D900,834 S * 11/2020 Yamazaki D14/485
D901,533 S 11/2020 Coffman et al.

(Continued)

Primary Examiner — Cary M Robinson
(74) *Attorney, Agent, or Firm* — Finnegan, Henderson,
Farabow, Garrett & Dunner LLP

Related U.S. Application Data

(63) Continuation of application No. 29/728,672, filed on
Mar. 20, 2020, now Pat. No. Des. 927,531.
(51) **LOC (13) Cl.** **14-04**
(52) **U.S. Cl.**
USPC **D14/487**; D14/492
(58) **Field of Classification Search**
USPC 345/1.1, 1.2, 2.1–2.3, 3.1, 902; 715/763,
715/810, 836, 837, 846, 847, 977;
D14/485–495
CPC B60K 37/00; G06F 3/048–04897; G06F
3/013; G06F 3/017; G06F 3/165; G06F
16/168; G06F 16/7335; G06F 2203/014;
G06F 2206/1008; G06F 2209/545; G06F
30/12; G06T 13/80; G06T 15/02; G06Q
10/10; H04M 1/6075; H04M 3/567;
H04M 1/2477; H04M 1/26; H04L
12/581; H04L 12/1813; H04N 7/16

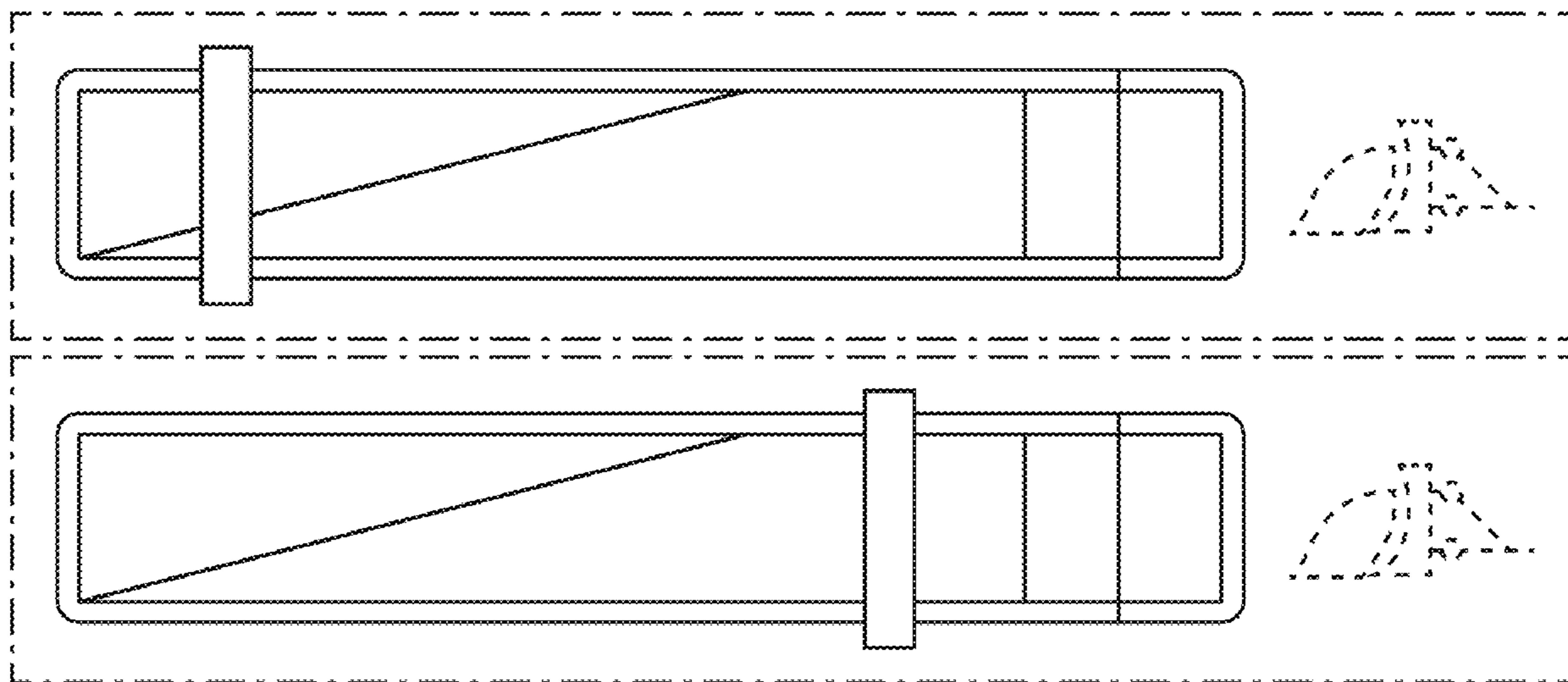
See application file for complete search history.

(57) **CLAIM**
The ornamental design for a display screen with animated
icon, as shown and described.

DESCRIPTION

FIG. 1 is a front view of a first image of a display screen with
animated icon, showing the new design;
FIG. 2 is a front view of the second image thereof; and,
FIG. 3 is a front view of the third image thereof.
The appearance of the animated image sequentially transi-
tions between the images shown in FIGS. 1-3. The process
or period in which one image transitions to another image
forms no part of the claimed design.
The broken lines of uneven length illustrate boundaries of a
display screen and the broken lines of even length illustrate
portions of the animated icon. None of the broken lines form
part of the claimed design.

1 Claim, 3 Drawing Sheets



(56)

References Cited

U.S. PATENT DOCUMENTS

D912,083	S *	3/2021	Detroja	D14/487
D912,700	S	3/2021	Paul	
D914,050	S *	3/2021	Behzadi	D14/487
D914,719	S *	3/2021	Ryan	D14/486
D927,531	S *	8/2021	Metzger	D14/487
D928,814	S *	8/2021	Ryan	D14/486
2009/0273563	A1	11/2009	Pryor	
2010/0083116	A1	4/2010	Akifusa et al.	
2011/0242361	A1	10/2011	Kuwahara et al.	
2012/0154328	A1	6/2012	Kono	
2013/0111388	A1 *	5/2013	Togami	G06F 3/0484 715/771
2017/0336961	A1	11/2017	Heo et al.	
2017/0357915	A1	12/2017	Holmes et al.	
2018/0032203	A1	2/2018	Sepulveda et al.	
2019/0346884	A1	11/2019	Sepulveda et al.	
2020/0086216	A1	3/2020	Shimomoto	

* cited by examiner

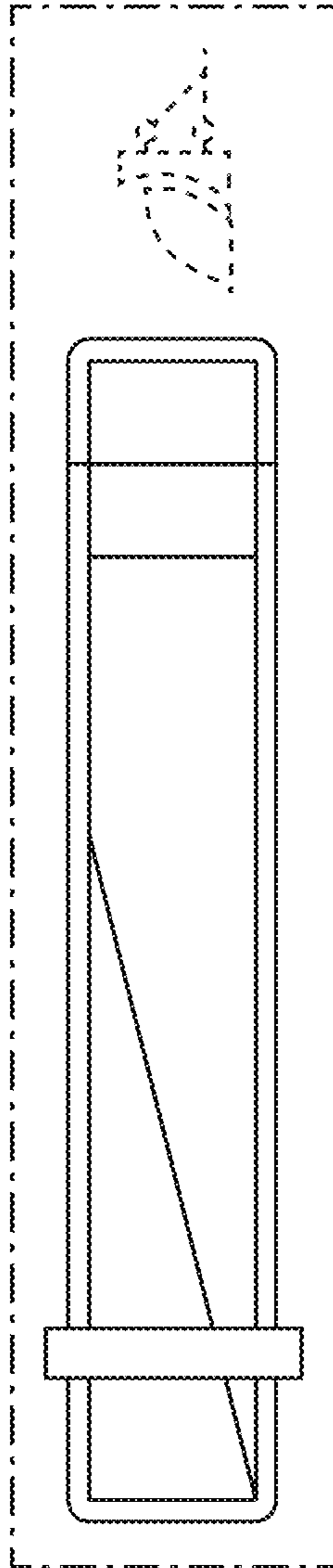


FIG. 1

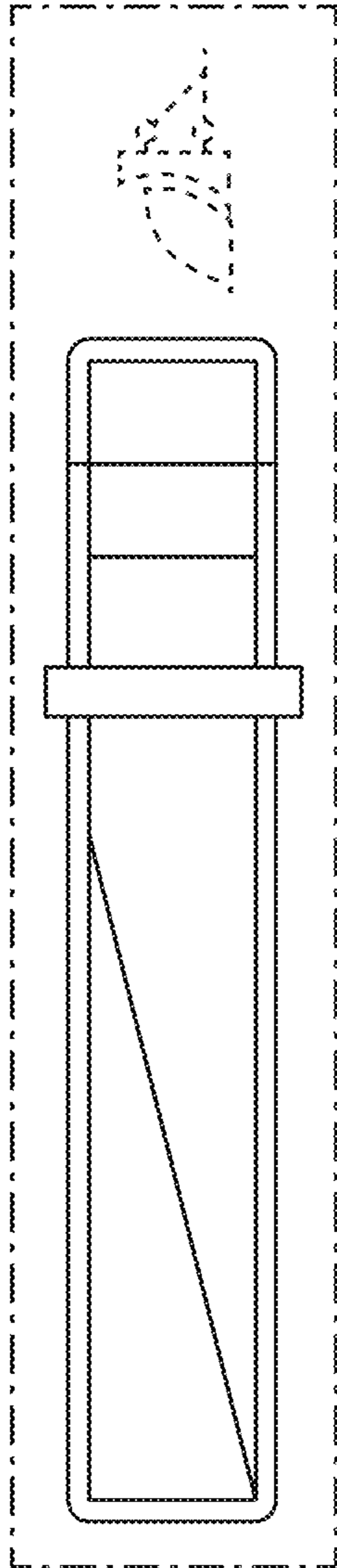


FIG. 2

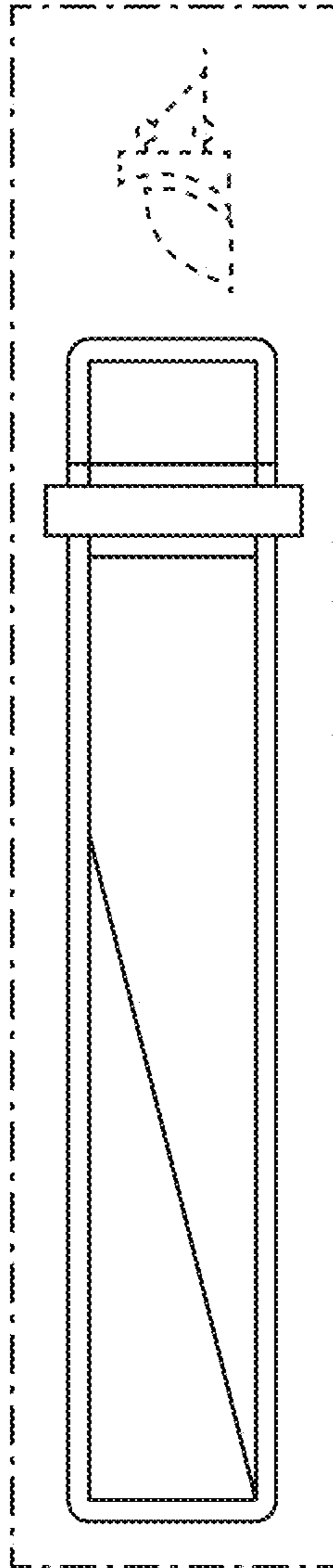


FIG. 3