



US00D944269S

(12) **United States Design Patent** (10) **Patent No.:** **US D944,269 S**
Omata et al. (45) **Date of Patent:** **** Feb. 22, 2022**

(54) **DIGITAL CAMERA DISPLAY SCREEN
HAVING A GRAPHICAL USER INTERFACE**

Primary Examiner — Jack Reickel
(74) *Attorney, Agent, or Firm* — Studebaker & Brackett
PC

(71) Applicant: **FUJIFILM Corporation**, Tokyo (JP)

(72) Inventors: **Takeharu Omata**, Saitama (JP);
Toshiaki Nagai, Saitama (JP)

(57) **CLAIM**

The ornamental designs for a digital camera display screen having a graphical user interface, as shown and described.

(73) Assignee: **FUJIFILM Corporation**, Tokyo (JP)

(**) Term: **15 Years**

(21) Appl. No.: **29/725,929**

DESCRIPTION

(22) Filed: **Feb. 27, 2020**

(30) **Foreign Application Priority Data**

Aug. 30, 2019 (JP) 2019-019459
Aug. 30, 2019 (JP) 2019-019460

FIG. 1 is a rear, top, and left side perspective view of a first embodiment of a digital camera display screen having a graphical user interface, showing the new design;

(51) **LOC (13) Cl.** **14-04**

FIG. 2 is a front view thereof;

(52) **U.S. Cl.**
USPC **D14/486**

FIG. 3 is a rear view thereof;

(58) **Field of Classification Search**
USPC D14/485–495

FIG. 4 is a top view thereof;

(Continued)

FIG. 5 is a left side view thereof;

(56) **References Cited**

FIG. 6 is an enlarged view of the first image of the graphical user interface shown on the digital camera display screen;

U.S. PATENT DOCUMENTS

D427,203 S * 6/2000 Chatfield D14/485
D450,710 S * 11/2001 Yoshioka D14/486

FIG. 7 is an enlarged view of the second image of the graphical user interface shown on the digital camera display screen;

(Continued)

FIG. 8 is a rear, top, and left side perspective view of a second embodiment of a digital camera display screen having a graphical user interface, showing the new design;

FOREIGN PATENT DOCUMENTS

JP 1508688 S 10/2014

FIG. 9 is a front view thereof;

OTHER PUBLICATIONS

“Split Camera—Clone Yourself help video” Sep. 17, 2013, YouTube, site visited Jun. 16, 2021: <https://www.youtube.com/watch?v=id0cCA6B4I0> (Year: 2013).*

FIG. 10 is a rear view thereof;

(Continued)

FIG. 11 is a top view thereof;

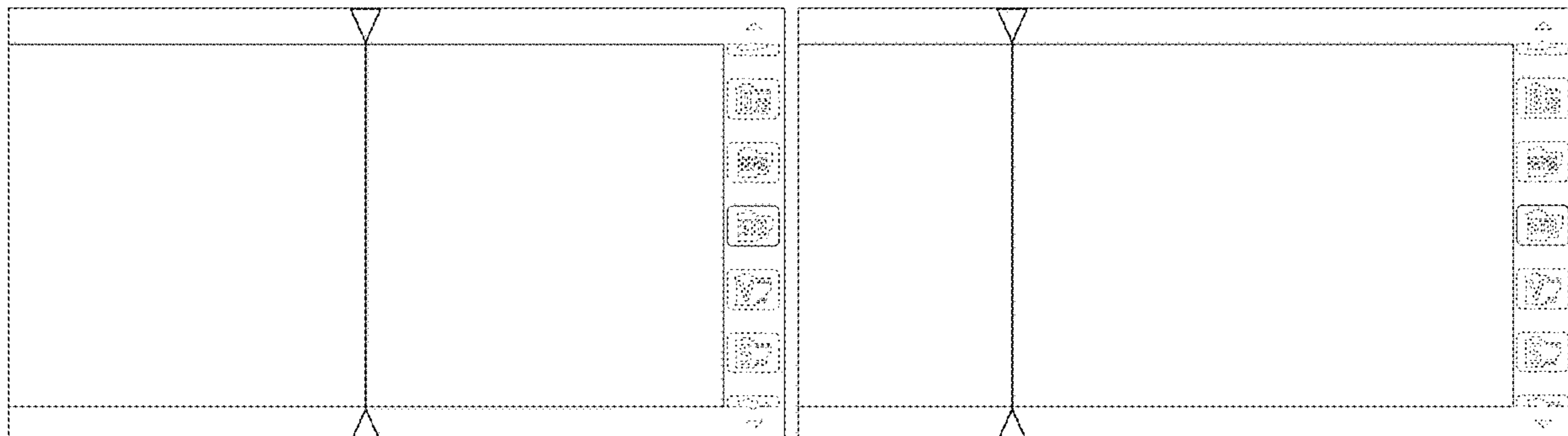
FIG. 12 is a left side view thereof;

FIG. 13 is an enlarged view of the first image of the graphical user interface shown on the digital camera display screen; and,

FIG. 14 is an enlarged view of the second image of the graphical user interface shown on the digital camera display screen.

The appearance of the transitional image sequentially transitions between the images shown in FIG. 6-7 and FIG. 13-14. The process or period in which one image transitions to another image forms no part of the claimed design. This process or period forms no part of the claimed design.

(Continued)



The broken lines in the drawings illustrate portions of the digital camera and the digital camera display screen having the graphical user interface that form no part of the claimed design.

1 Claim, 14 Drawing Sheets

(58) **Field of Classification Search**

CPC G06F 3/048; G06F 3/0481; G06F 3/04817;
G06F 3/0482; G06F 3/0483; G06F
3/04842; G06F 3/0485; G06F 3/04855;
G06F 3/0486; G06F 3/0488; G06F
3/04886; G06F 9/4443; G06F 17/211;
G06F 17/212

See application file for complete search history.

(56) **References Cited**

U.S. PATENT DOCUMENTS

D477,327	S *	7/2003	Emig	D14/486
D539,808	S *	4/2007	Cummins	D14/486
D540,339	S *	4/2007	Cummins	D14/486
D573,600	S *	7/2008	Kaminaga	D14/486
D580,448	S *	11/2008	Jasinski	D14/486
D582,425	S *	12/2008	Edwards	D14/486
D615,547	S *	5/2010	Weary	D14/485
D615,988	S *	5/2010	Weary	D14/485
D629,809	S *	12/2010	Weary	D14/485
7,864,978	B2 *	1/2011	Anthony	G06F 16/54 382/100
D664,988	S *	8/2012	Gleasant	D14/488
D687,045	S *	7/2013	Plitkins	D14/485
D701,866	S *	4/2014	Pearson	D14/485
D704,726	S *	5/2014	Maxwell	D14/486
D705,244	S *	5/2014	Arnold	D14/486
D719,187	S *	12/2014	Arnold	D14/488
D724,604	S *	3/2015	Ishimoto	D14/485
D754,701	S *	4/2016	Seo	D14/486
D759,705	S *	6/2016	Arroyo	D14/488
D765,700	S *	9/2016	Federighi	D14/486
D767,613	S *	9/2016	Bauer	D14/486
D768,643	S *	10/2016	Miyakawa	D14/485
D768,658	S *	10/2016	Osotio	D14/485

D777,752	S *	1/2017	Heller	D14/486
D783,043	S *	4/2017	Hosaka	D14/488
D784,393	S *	4/2017	Federighi	D14/486
D786,271	S *	5/2017	Randon	D14/485
D788,795	S *	6/2017	Lee	D14/486
D791,156	S *	7/2017	Chen	D14/486
D797,138	S *	9/2017	Reiter	D14/487
D799,498	S *	10/2017	Graham	D14/485
D800,760	S *	10/2017	Delgado	D14/487
D819,659	S *	6/2018	Wada	D14/485
D833,456	S	11/2018	Graham et al.		
10,139,993	B2 *	11/2018	Clement	G06F 3/0488
D837,804	S *	1/2019	Jou	D14/485
D865,782	S *	11/2019	Pitman	D14/486
D884,001	S *	5/2020	Subash	D14/485
D926,814	S *	8/2021	Saskinas	D14/488
2009/0007017	A1 *	1/2009	Anzures	H04M 1/72469 715/835
2013/0145307	A1 *	6/2013	Kawasaki	G06F 3/0483 715/781
2015/0339051	A1 *	11/2015	Yang	G06F 3/0482 382/189

OTHER PUBLICATIONS

“How to Use split screen Camera on any Android device / #BOTHIE like Nokia phones | i SNAP” Oct. 24, 2017, YouTube, site visited Jun. 16, 2021: <https://www.youtube.com/watch?v=2pAJabh9gig> (Year: 2017).*

“7 Mobile Apps for Editing and Enhancing Images” Nov. 29, 2017, SocialMedia Examiner, site visited Jun. 16, 2021: <https://www.socialmediaexaminer.com/7-mobile-apps-for-editing-enhancing-images/> (Year: 2017).*

Steckly, Katie, “How to trim a TikTok video After recording” Feb. 7, 2020, YouTube, site visited Oct. 1, 2021: <https://www.youtube.com/watch?v=sQzVtCsa6hU> (Year: 2020).*

An Office Action mailed by the Japanese Patent Office dated Feb. 18, 2020, which corresponds to Japanese Design Patent Application No. 2019-019459 and is related to Design U.S. Appl. No. 29/725,929 with English language translation.

An Office Action mailed by the Japanese Patent Office dated Feb. 18, 2020, which corresponds to Japanese Design Patent Application No. 2019-019460 and is related to Design U.S. Appl. No. 29/725,929 with English language translation.

* cited by examiner

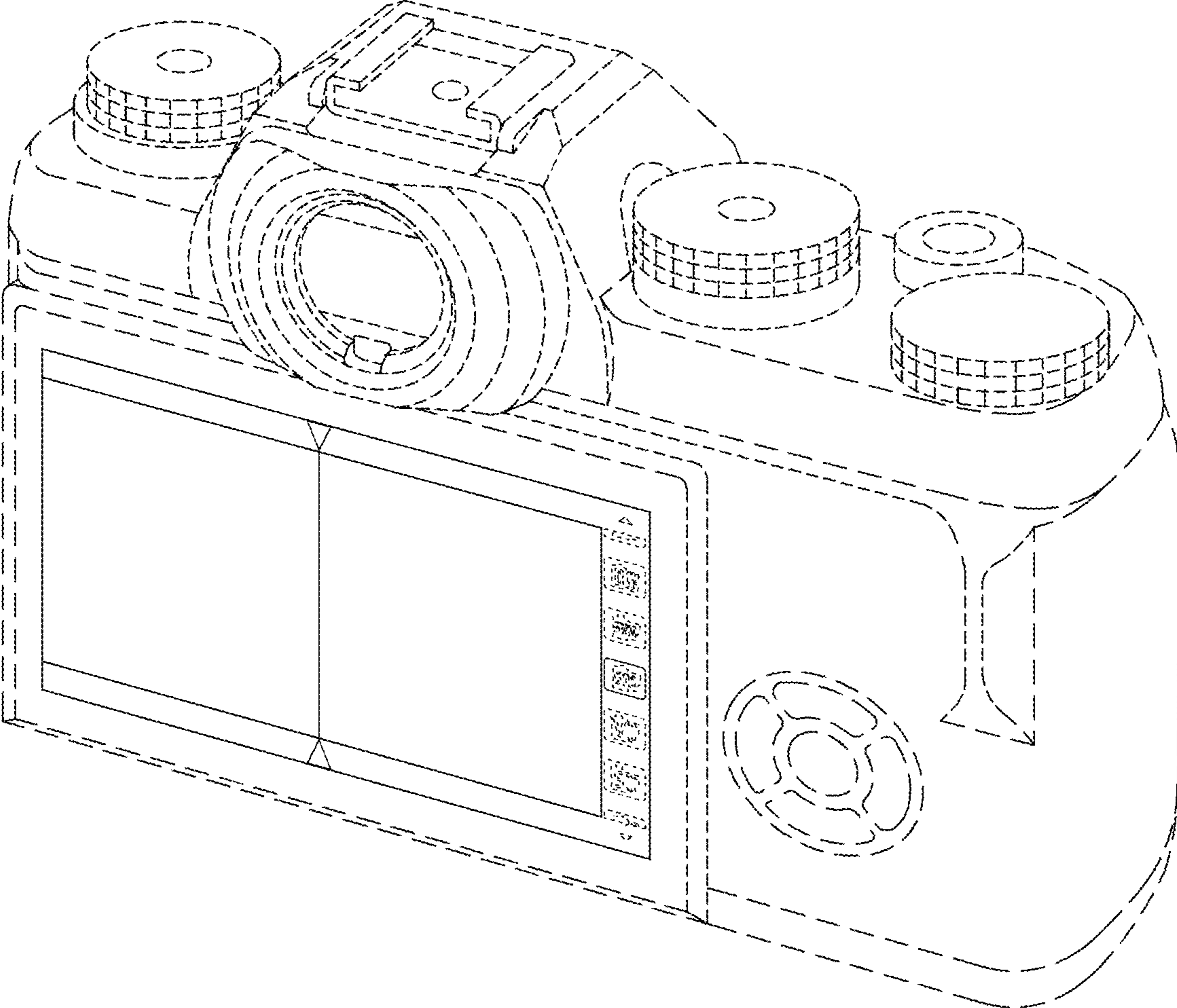


FIG. 1

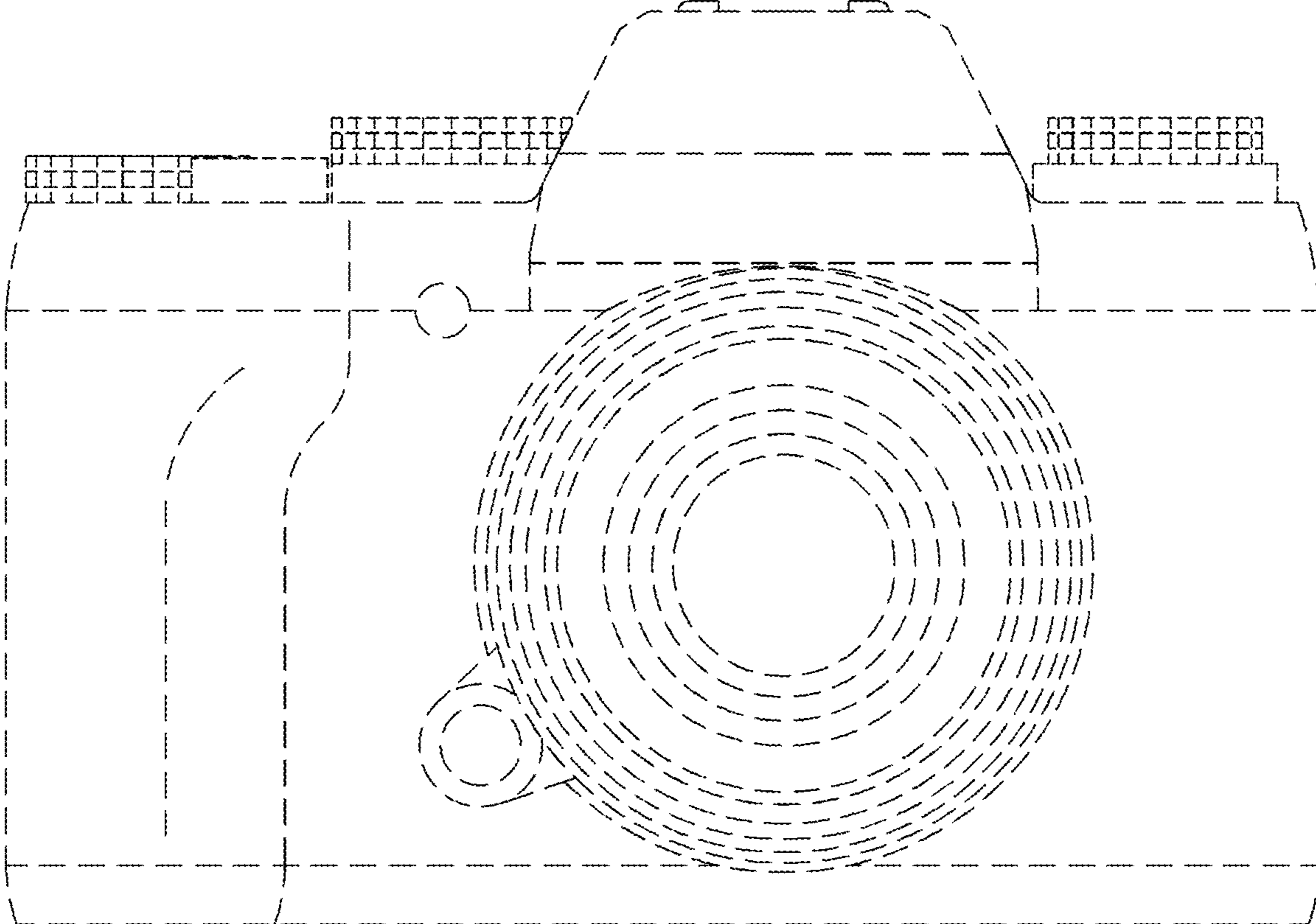


FIG. 2




FIG. 3




FIG. 4

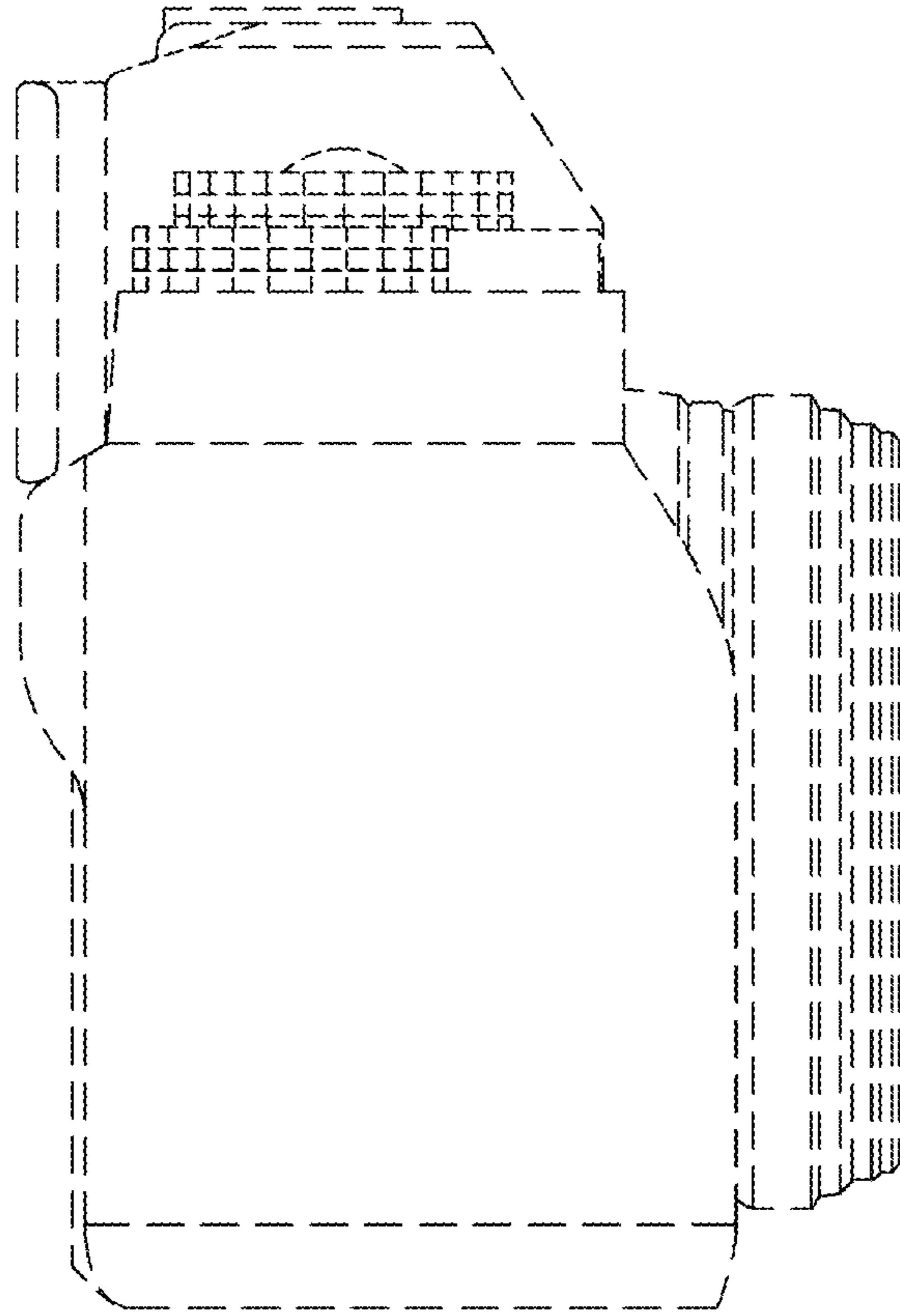


FIG. 5




FIG. 6




FIG. 7

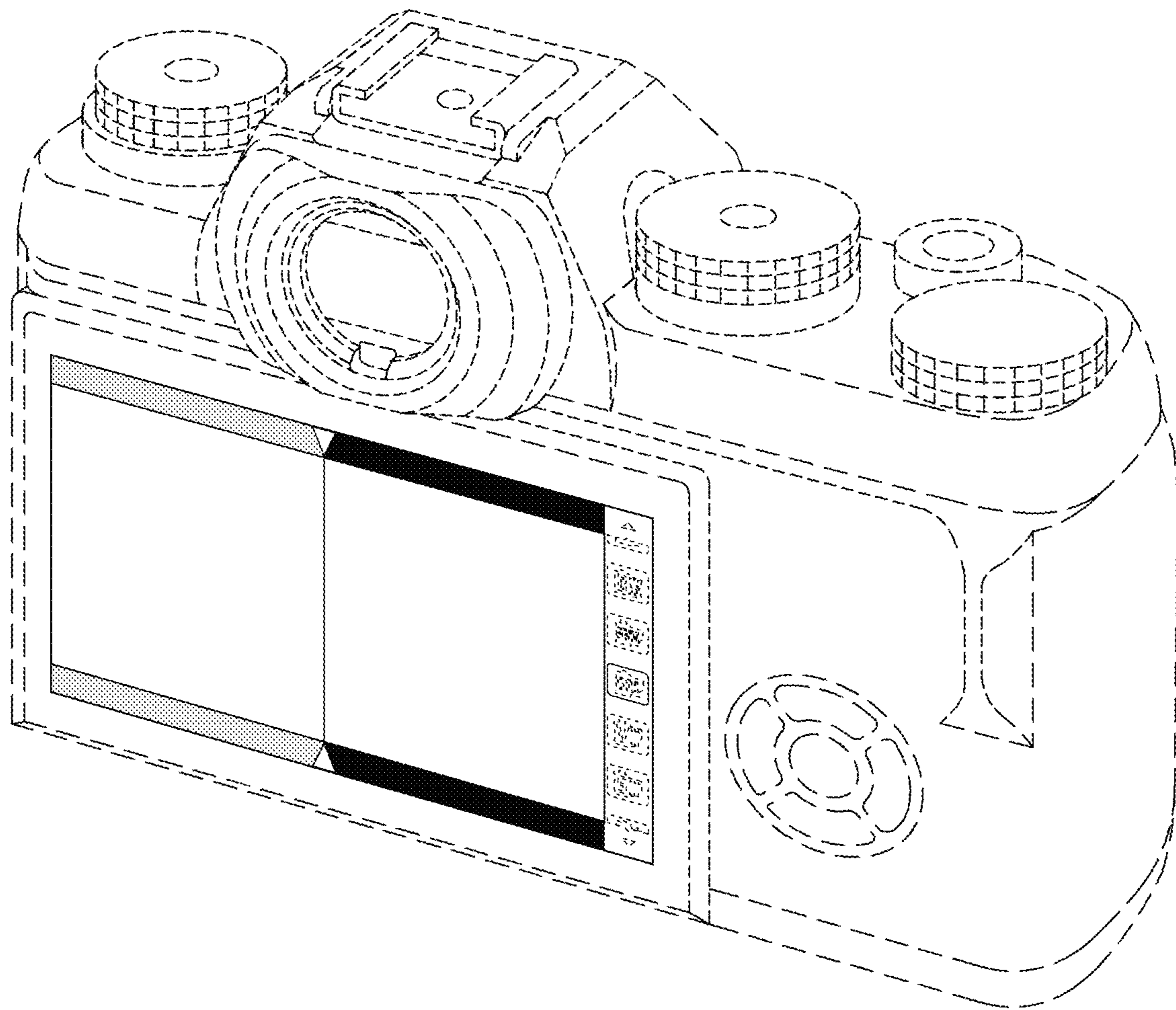


FIG. 8

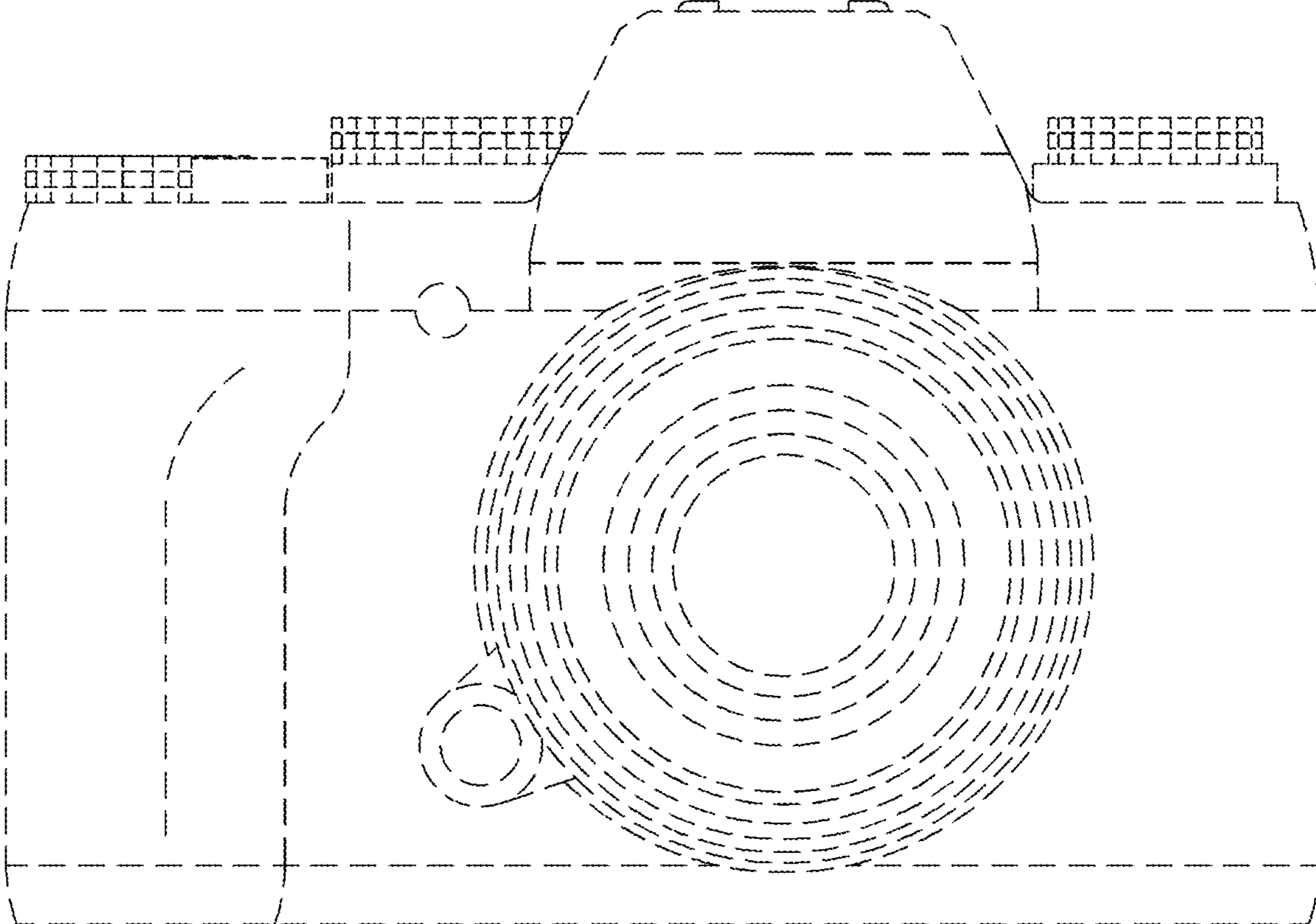


FIG. 9

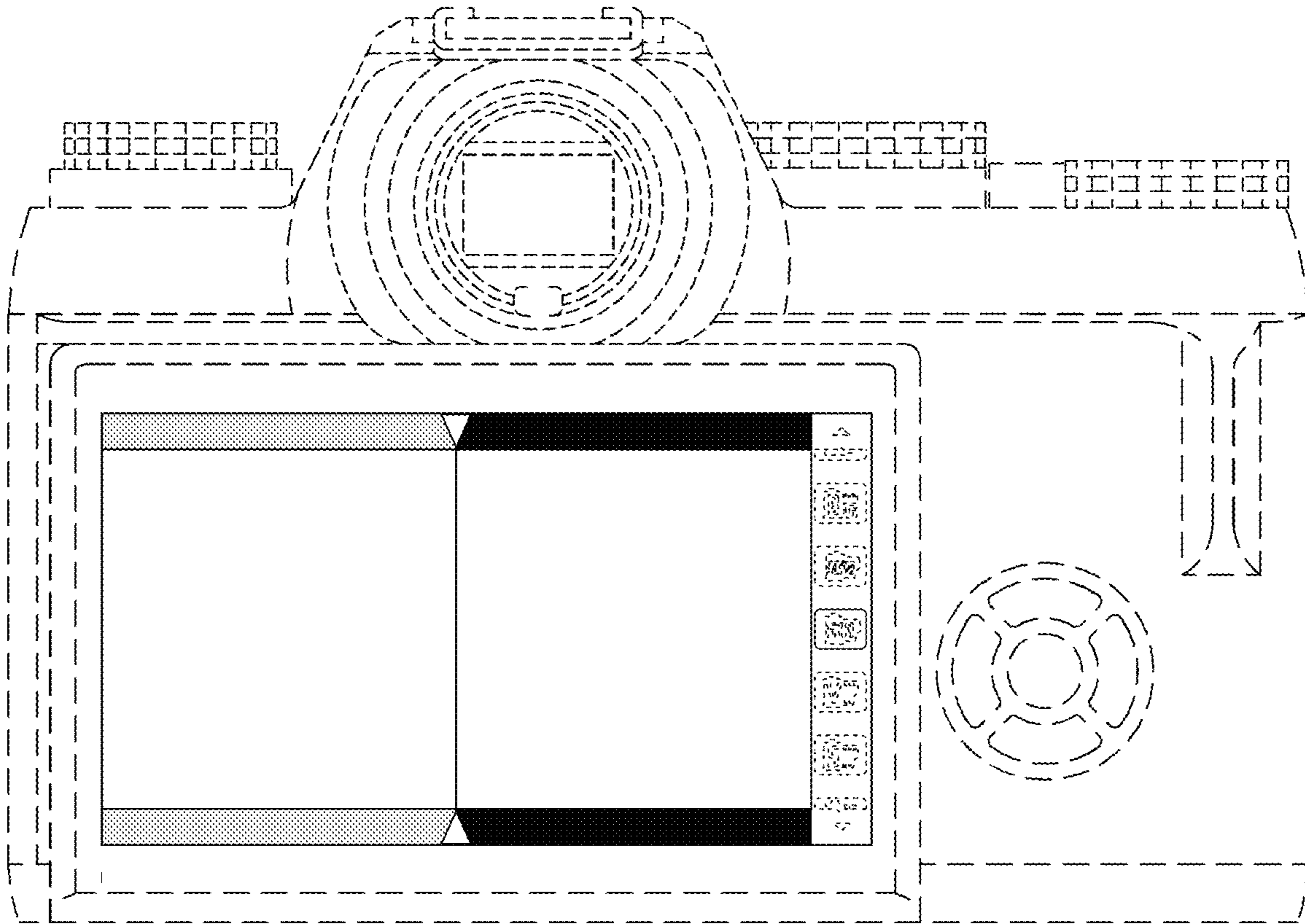


FIG. 10




FIG. 11

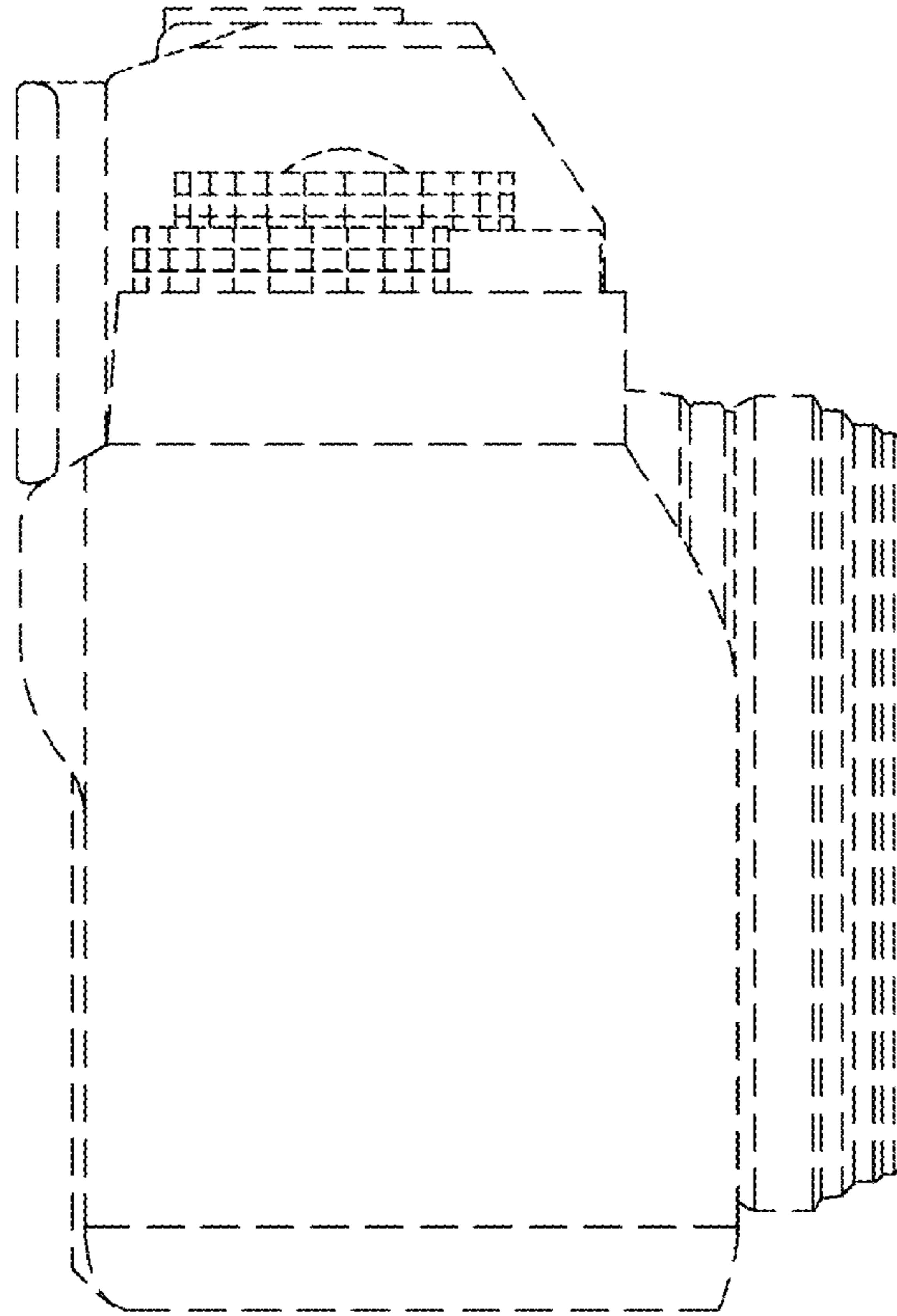


FIG. 12

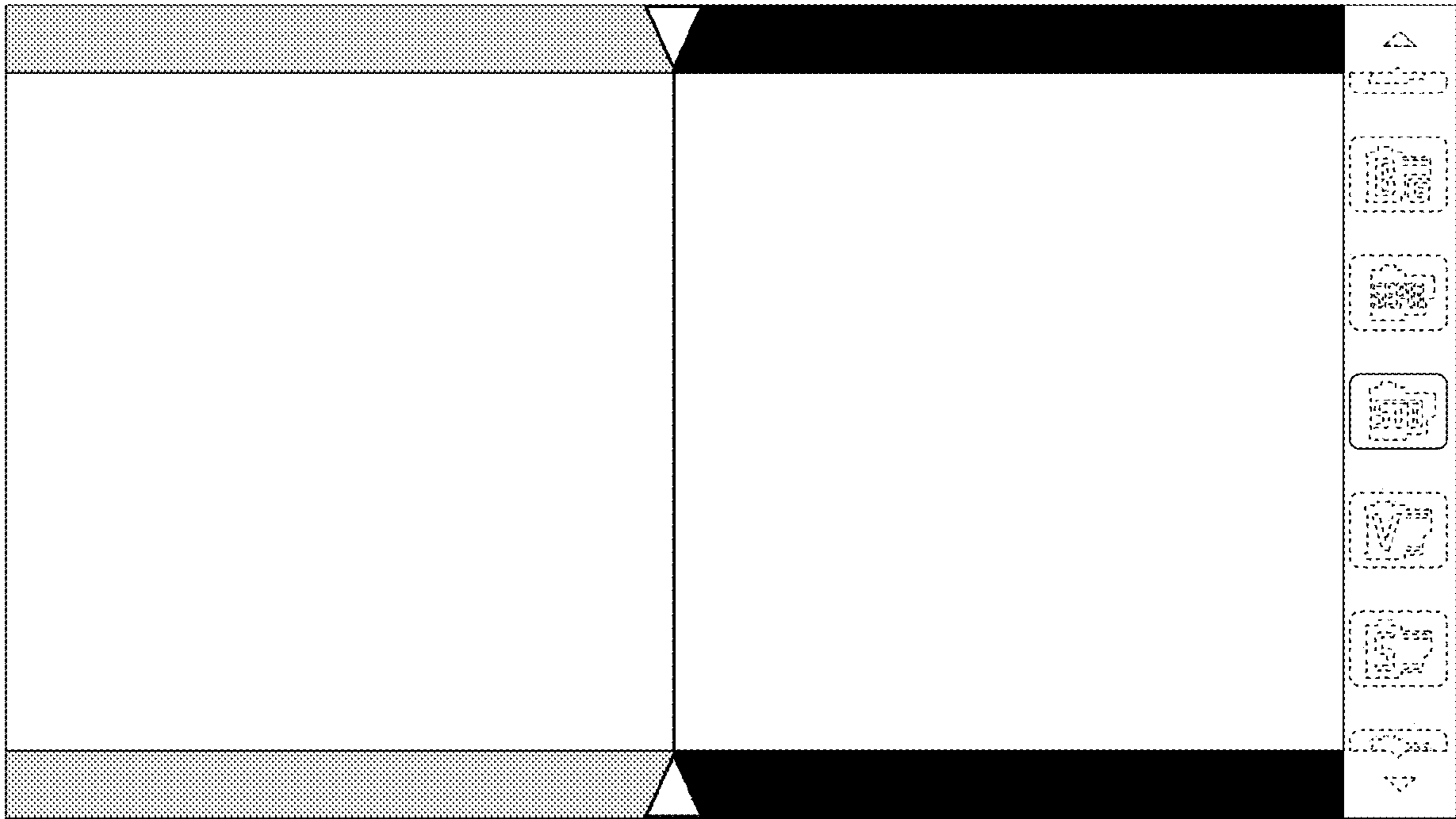


FIG. 13




FIG. 14