

US00D944253S

(12) **United States Design Patent**  
**Gettings et al.**

(10) **Patent No.:** **US D944,253 S**

(45) **Date of Patent:** **\*\* Feb. 22, 2022**

(54) **DISPOSABLE STYLUS**

(71) Applicants: **Adam Matthew Gettings**, Northfield, MN (US); **Yi Zheng**, Palo Alto, CA (US)

(72) Inventors: **Adam Matthew Gettings**, Northfield, MN (US); **Yi Zheng**, Palo Alto, CA (US)

(\*\*) Term: **15 Years**

(21) Appl. No.: **29/731,844**

(22) Filed: **Apr. 17, 2020**

(51) **LOC (13) Cl.** ..... **14-02**

(52) **U.S. Cl.**  
USPC ..... **D14/411**

(58) **Field of Classification Search**  
USPC ..... D14/372, 496, 432, 371, 125, 126, 129, D14/299, 411; D16/300-342; 351/158, 351/153, 144; 345/7-9, 905; 455/344; 348/115, 53, 121, 739  
CPC ..... G02B 27/017; G06F 3/016; G06F 3/033; G06F 3/0317; G06F 3/03545; G06F 3/041; G06K 9/222  
See application file for complete search history.

(56) **References Cited**

**U.S. PATENT DOCUMENTS**

D487,746 S \* 3/2004 Fitch ..... D14/411  
8,368,670 B2 \* 2/2013 Liang ..... G06F 3/0393  
345/179

D717,302 S \* 11/2014 DeSerio ..... D14/411  
D744,486 S \* 12/2015 Arai ..... D14/411  
9,298,285 B2 \* 3/2016 Mohindra ..... G06F 3/0418  
D772,876 S \* 11/2016 Akana ..... D14/411  
D788,109 S \* 5/2017 Kuan-her ..... D14/411  
D826,230 S \* 8/2018 Peterson ..... D14/411  
D826,231 S \* 8/2018 Akana ..... D14/411  
D851,087 S \* 6/2019 Nishizawa ..... D14/411  
D854,014 S \* 7/2019 Akana ..... D14/411  
D862,726 S \* 10/2019 Mehregany ..... D24/224  
D897,341 S \* 9/2020 Kamiyama ..... D14/411

\* cited by examiner

*Primary Examiner* — Austin Murphy

(74) *Attorney, Agent, or Firm* — Steven Stupp

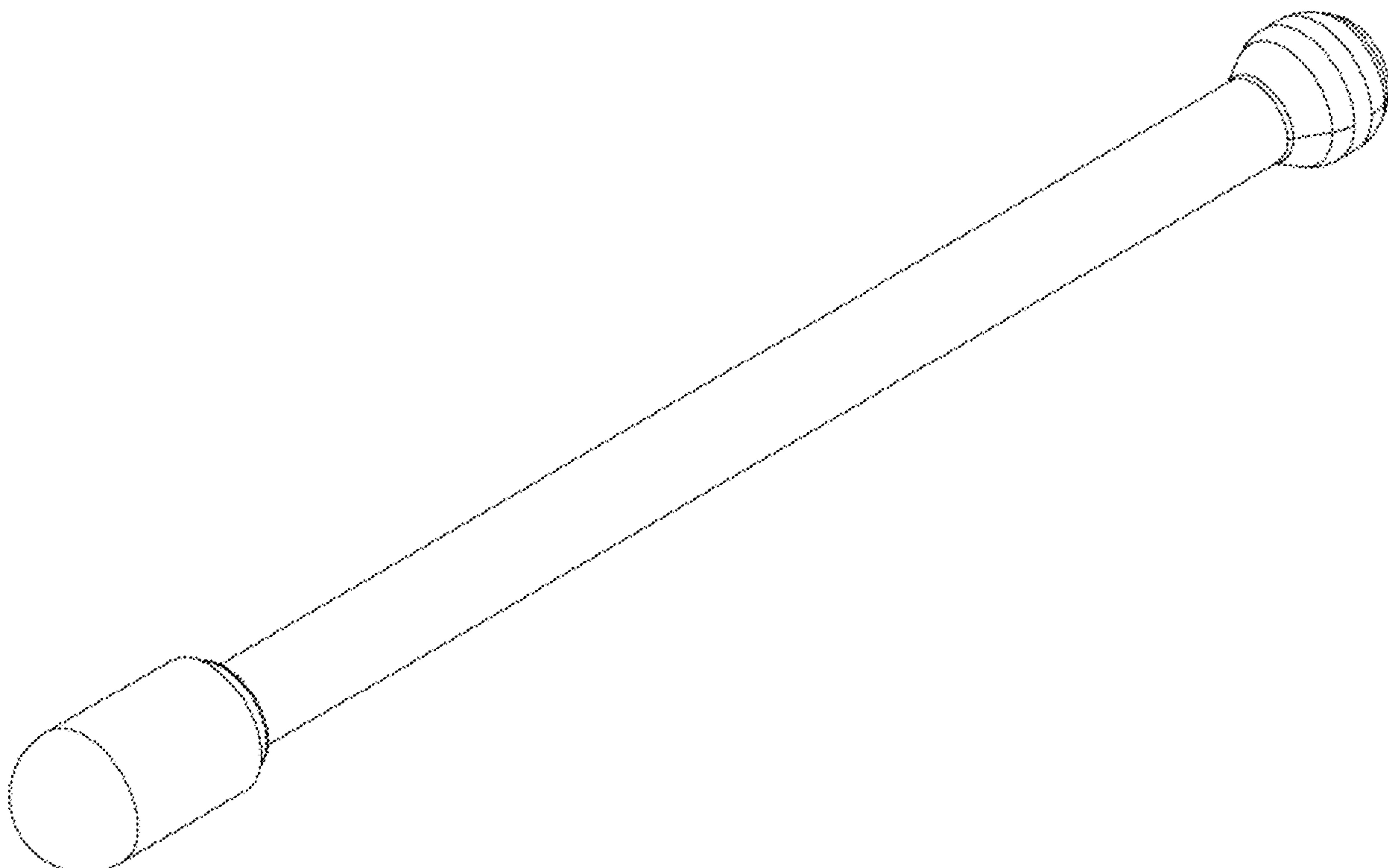
(57) **CLAIM**

The ornamental design for the disposable stylus, as shown and described.

**DESCRIPTION**

FIG. 1 is a perspective view of a disposable stylus showing my new design;  
FIG. 2 is a side view of the disposable stylus;  
FIG. 3 is a top view of the disposable stylus;  
FIG. 4 is a bottom view of the disposable stylus;  
FIG. 5 is a bottom edge view of the disposable stylus; and,  
FIG. 6 is a top edge view of the disposable stylus.  
The stippled lines in the Figures show contour, portions of the disposable stylus form no part of the claimed design.  
The broken lines show environmental structure and/or bonding and form no part of the claimed design.

**1 Claim, 6 Drawing Sheets**



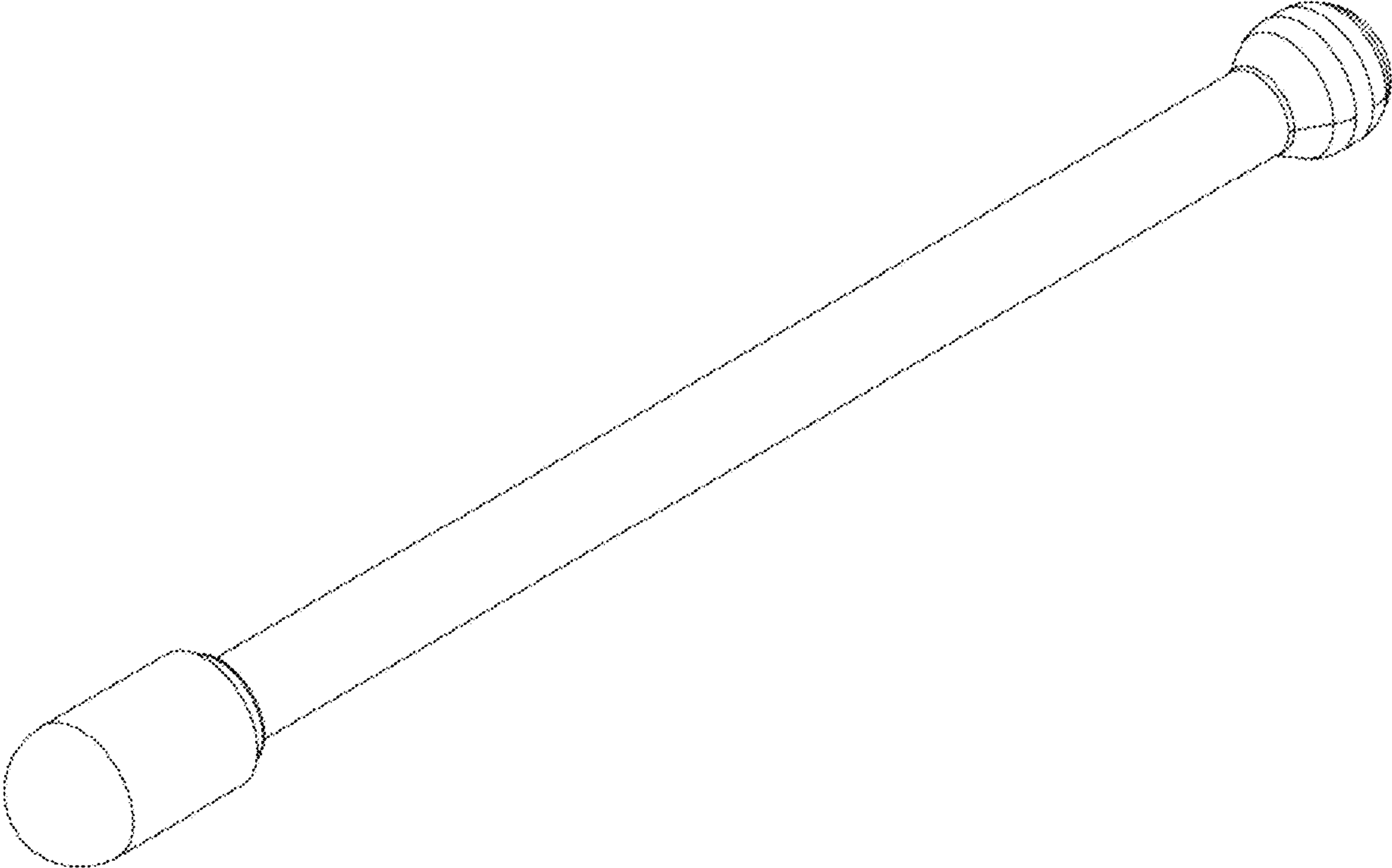





FIG. 1



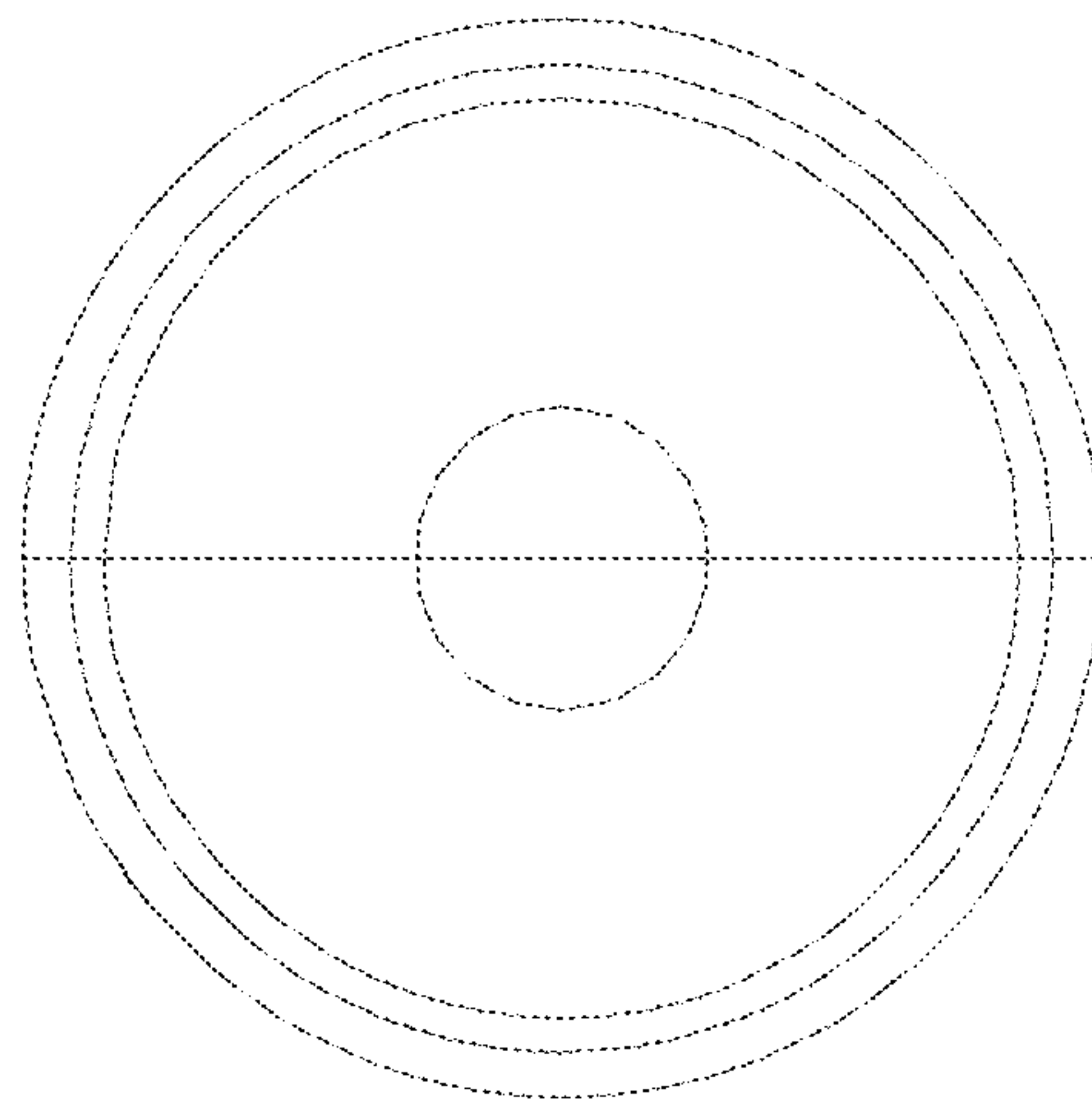
**FIG. 2**



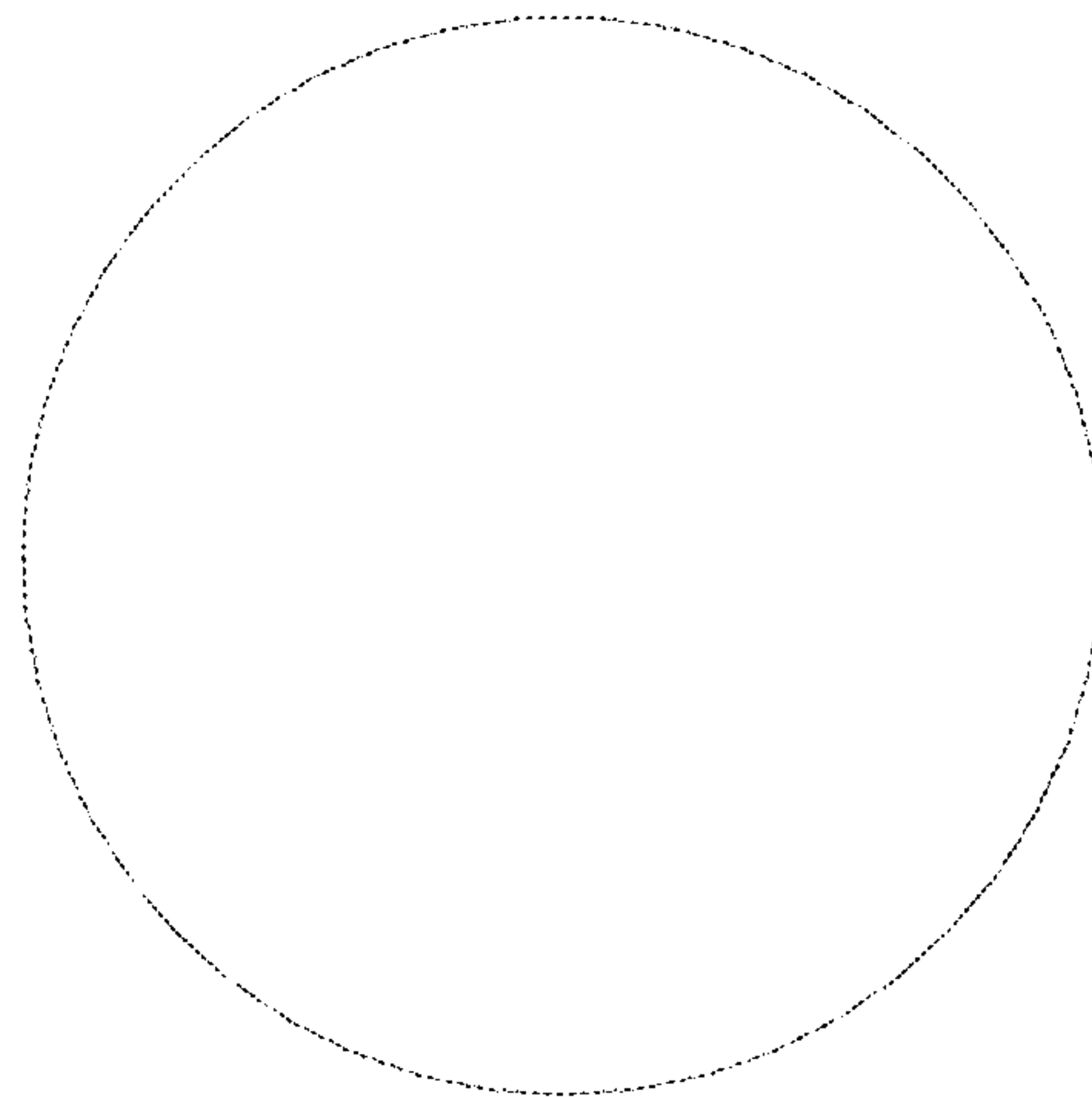
**FIG. 3**



**FIG. 4**



**FIG. 5**



**FIG. 6**